






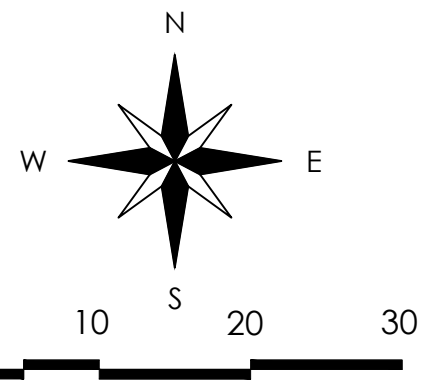
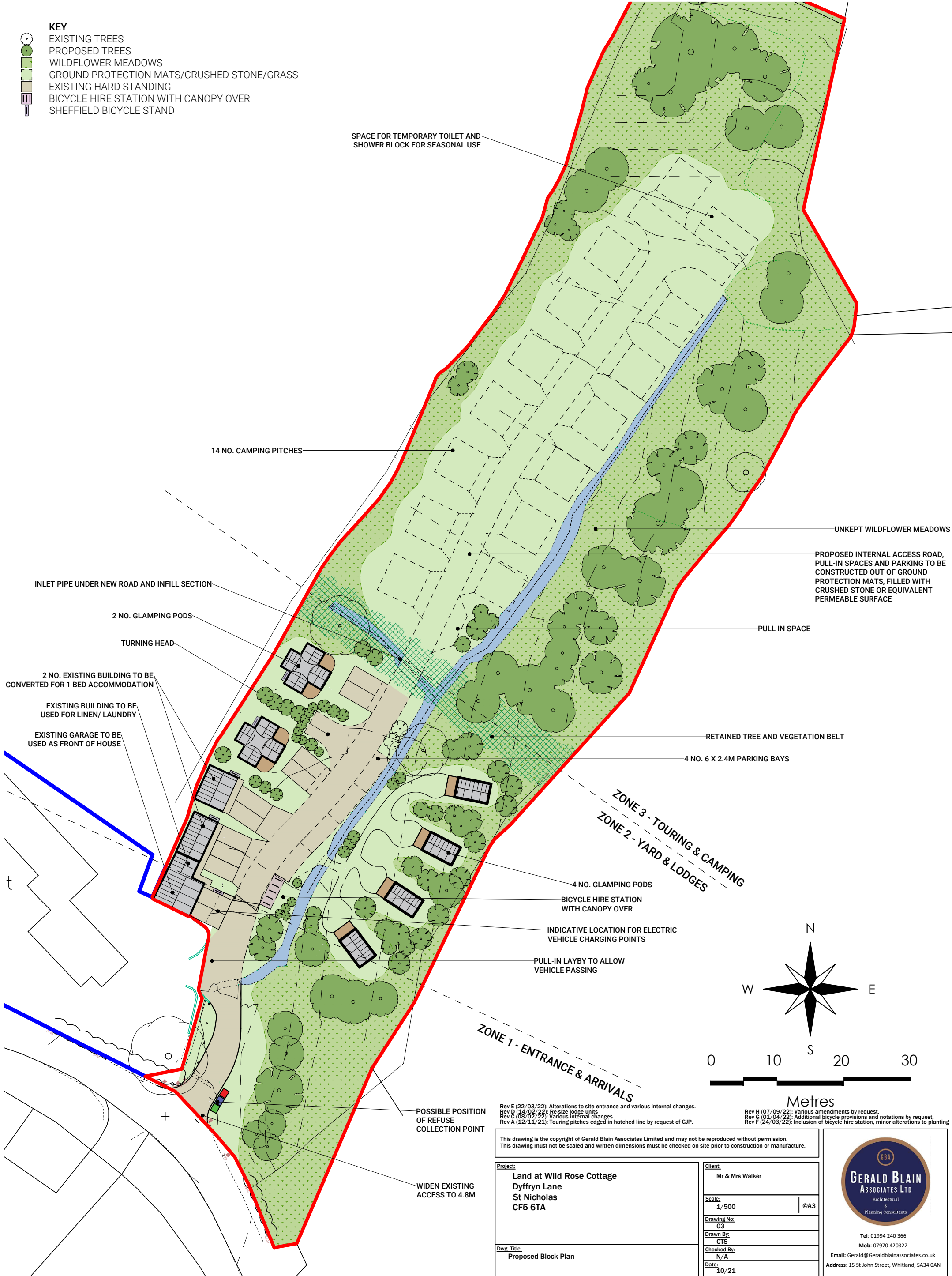


- KEY**
-  EXISTING TREES
 -  PROPOSED TREES
 -  WILDFLOWER MEADOWS
 -  GROUND PROTECTION MATS/CRUSHED STONE/GRASS
 -  EXISTING HARD STANDING
 -  BICYCLE HIRE STATION WITH CANOPY OVER
 -  SHEFFIELD BICYCLE STAND



Rev E (22/03/22): Alterations to site entrance and various internal changes.
 Rev D (14/02/22): Re-size lodge units
 Rev C (08/02/22): Various internal changes
 Rev A (12/11/21): Touring pitches edged in hatched line by request of GJP.

Rev H (07/09/22): Various amendments by request.
 Rev G (01/04/22): Additional bicycle provisions and notations by request.
 Rev F (24/03/22): Inclusion of bicycle hire station, minor alterations to planting.

This drawing is the copyright of Gerald Blain Associates Limited and may not be reproduced without permission.
 This drawing must not be scaled and written dimensions must be checked on site prior to construction or manufacture.

Project: Land at Wild Rose Cottage Dyffryn Lane St Nicholas CF5 6TA	
Dwg. Title: Proposed Block Plan	
Client: Mr & Mrs Walker	Scale: 1/500 @A3
Drawing No: 03	Drawn By: CTS
Checked By: N/A	Date: 10/21

GERALD BLAIN ASSOCIATES LTD
Architectural & Planning Consultants

Tel: 01994 240 366
 Mob: 07970 420322
 Email: Gerald@geraldblainassociates.co.uk
 Address: 15 St John Street, Whitland, SA34 0AN