






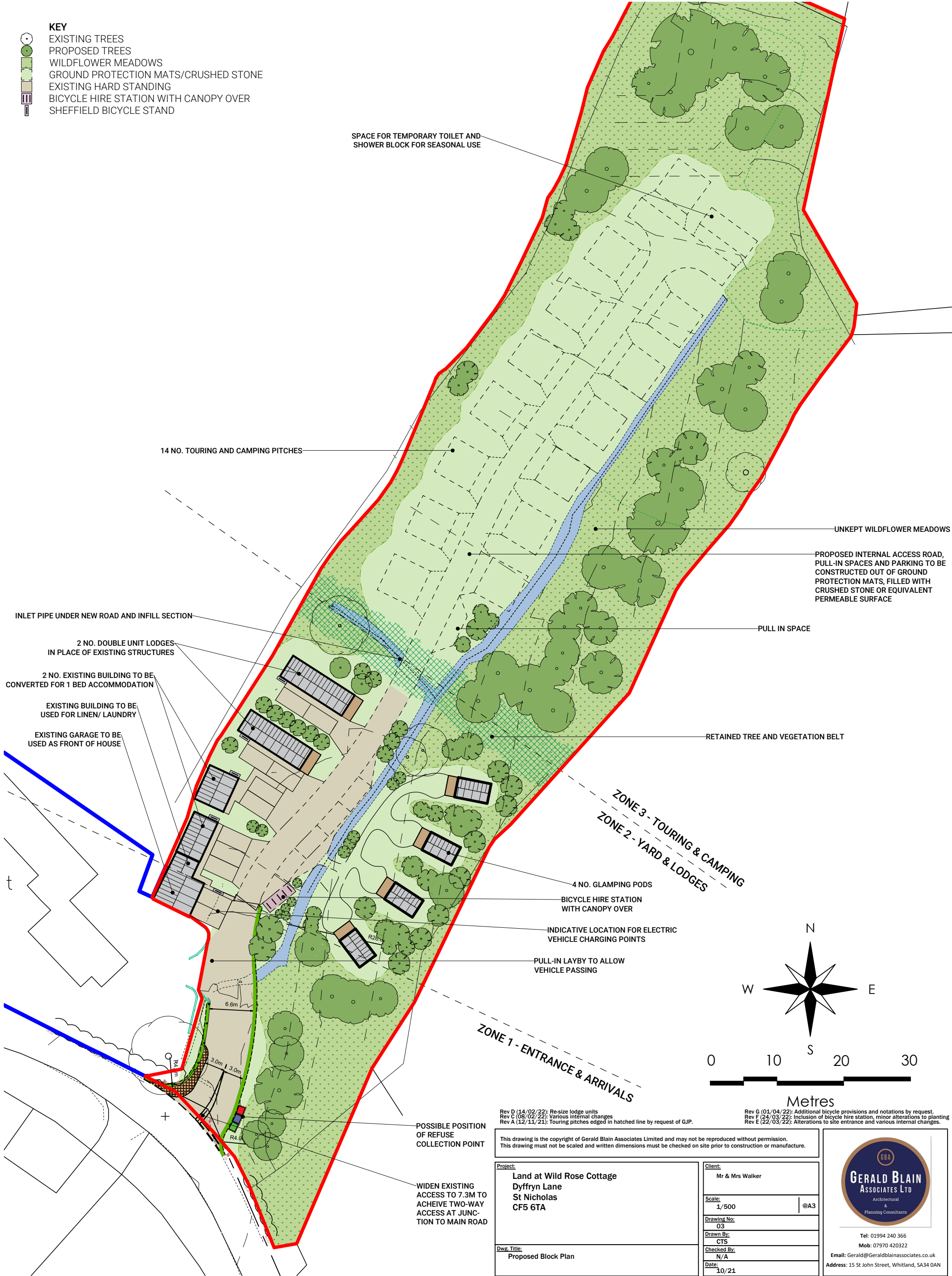


- KEY**
-  EXISTING TREES
 -  PROPOSED TREES
 -  WILDFLOWER MEADOWS
 -  GROUND PROTECTION MATS/CRUSHED STONE
 -  EXISTING HARD STANDING
 -  BICYCLE HIRE STATION WITH CANOPY OVER
 -  SHEFFIELD BICYCLE STAND



SPACE FOR TEMPORARY TOILET AND SHOWER BLOCK FOR SEASONAL USE

14 NO. TOURING AND CAMPING PITCHES

UNKEPT WILDFLOWER MEADOWS

PROPOSED INTERNAL ACCESS ROAD, PULL-IN SPACES AND PARKING TO BE CONSTRUCTED OUT OF GROUND PROTECTION MATS, FILLED WITH CRUSHED STONE OR EQUIVALENT PERMEABLE SURFACE

PULL IN SPACE

INLET PIPE UNDER NEW ROAD AND INFILL SECTION

2 NO. DOUBLE UNIT LODGES IN PLACE OF EXISTING STRUCTURES

2 NO. EXISTING BUILDING TO BE CONVERTED FOR 1 BED ACCOMMODATION

EXISTING BUILDING TO BE USED FOR LINEN/ LAUNDRY

EXISTING GARAGE TO BE USED AS FRONT OF HOUSE

RETAINED TREE AND VEGETATION BELT

ZONE 3 - TOURING & CAMPING
 ZONE 2 - YARD & LODGES

4 NO. GLAMPING PODS
 BICYCLE HIRE STATION WITH CANOPY OVER

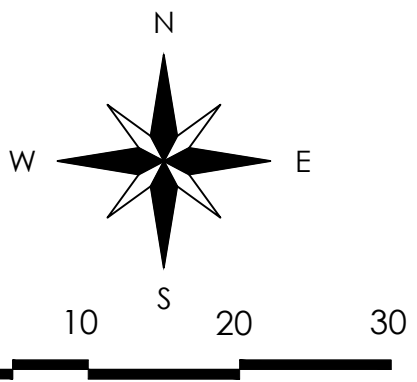
INDICATIVE LOCATION FOR ELECTRIC VEHICLE CHARGING POINTS

PULL-IN LAYBY TO ALLOW VEHICLE PASSING

ZONE 1 - ENTRANCE & ARRIVALS

POSSIBLE POSITION OF REFUSE COLLECTION POINT

WIDEN EXISTING ACCESS TO 7.3M TO ACHIEVE TWO-WAY ACCESS AT JUNCTION TO MAIN ROAD



Rev D (14/02/22): Re-size lodge units
 Rev C (08/02/22): Various internal changes
 Rev A (12/11/21): Touring pitches edged in hatched line by request of GJP.

Rev G (01/04/22): Additional bicycle provisions and notations by request.
 Rev F (24/03/22): Inclusion of bicycle hire station, minor alterations to planting
 Rev E (22/03/22): Alterations to site entrance and various internal changes.

This drawing is the copyright of Gerald Blain Associates Limited and may not be reproduced without permission. This drawing must not be scaled and written dimensions must be checked on site prior to construction or manufacture.

Project: Land at Wild Rose Cottage Dyffryn Lane St Nicholas CF5 6TA	
Dwg. Title: Proposed Block Plan	
Client: Mr & Mrs Walker	Scale: 1/500 @A3
Drawing No: 03	Drawn By: CTS
Checked By: N/A	Date: 10/21



GERALD BLAIN ASSOCIATES LTD
Architectural & Planning Consultants

Tel: 01994 240 366
 Mob: 07970 420322
 Email: Gerald@Geraldblainassociates.co.uk
 Address: 15 St John Street, Whitland, SA34 0AN