


Reproduced from Ordnance Survey
 Superplan 1:25,000 scale map with the
 permission of the Controller of Her
 Majesty's Stationary Office, Crown
 Copyright. All right reserved.
 Licence Number ES100038852

BRIAN GRIFFIN PLANNING & CC LIMITED
 The Cottage Green Bottom, Littledean
 Gloucestershire GL14 3LH
 Tel. 01594 829900
PLANNING & COUNTRYSIDE CONSULTANTS

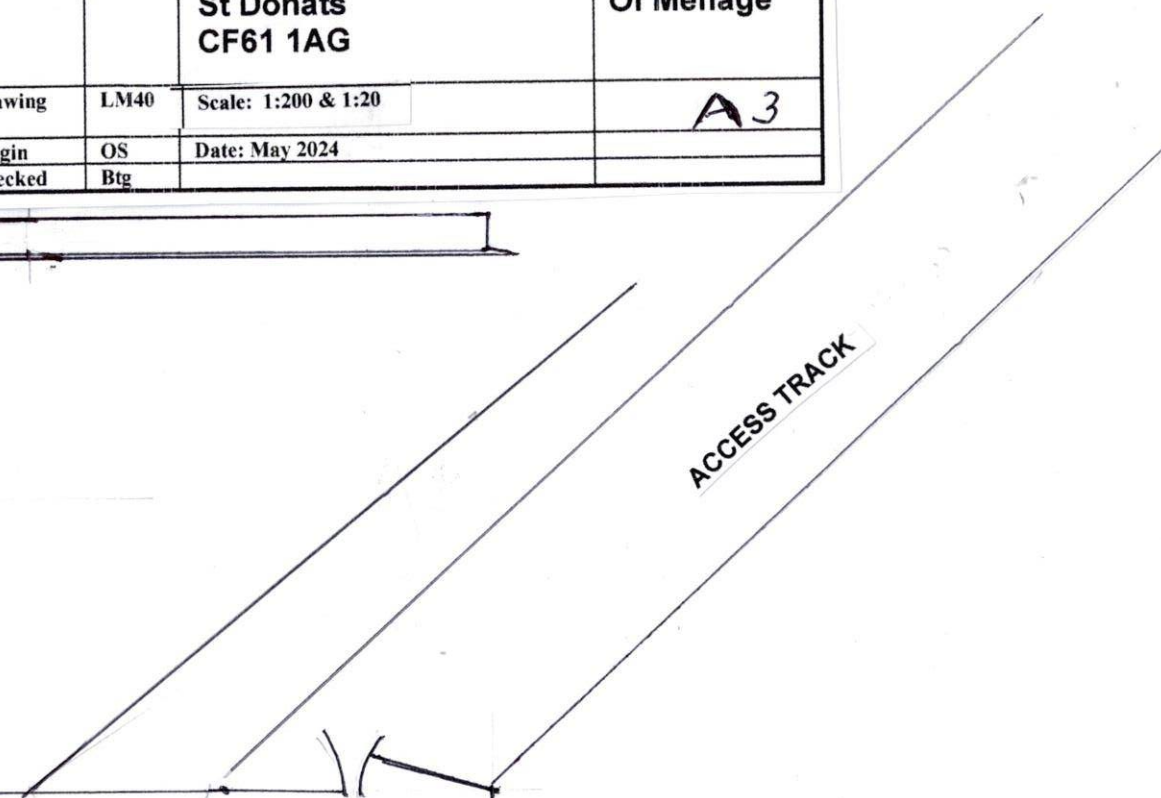


Note: Not to be used as a design drawing – check measurements & levels on site	OS Licence		Job Title	Drawing Title
	Job No AA000		Dr Liv Matz Parc Farm St Donats CF61 1AG	Plan & Elevations Of Menage
	Drawing No	LM40	Scale: 1:200 & 1:20	A3
	Origin	OS	Date: May 2024	
	Checked	Btg		


CROSS SECTION OF MENAGE AND BOUNDARY FENCE



ACCESS TRACK



MENAGE



SECTION OF POST & 4 RAIL FENCE

