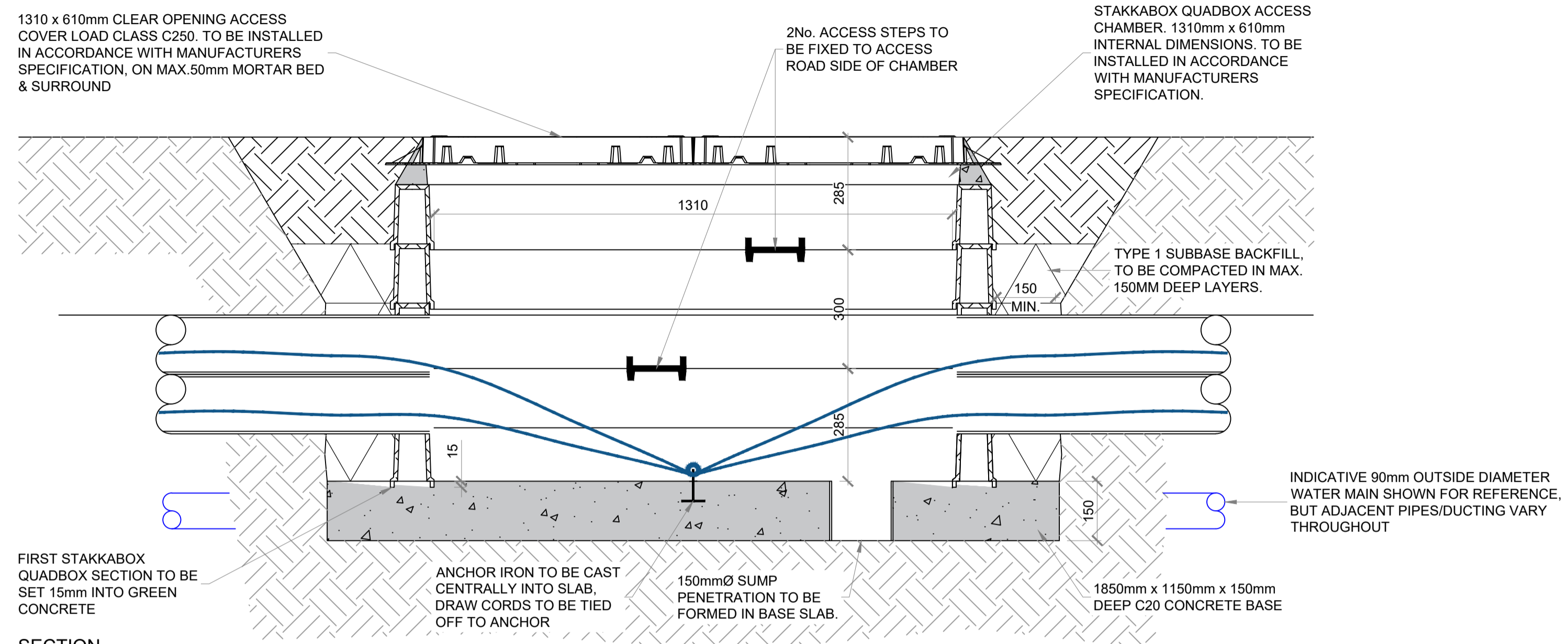


**DRAWING NOTES:**

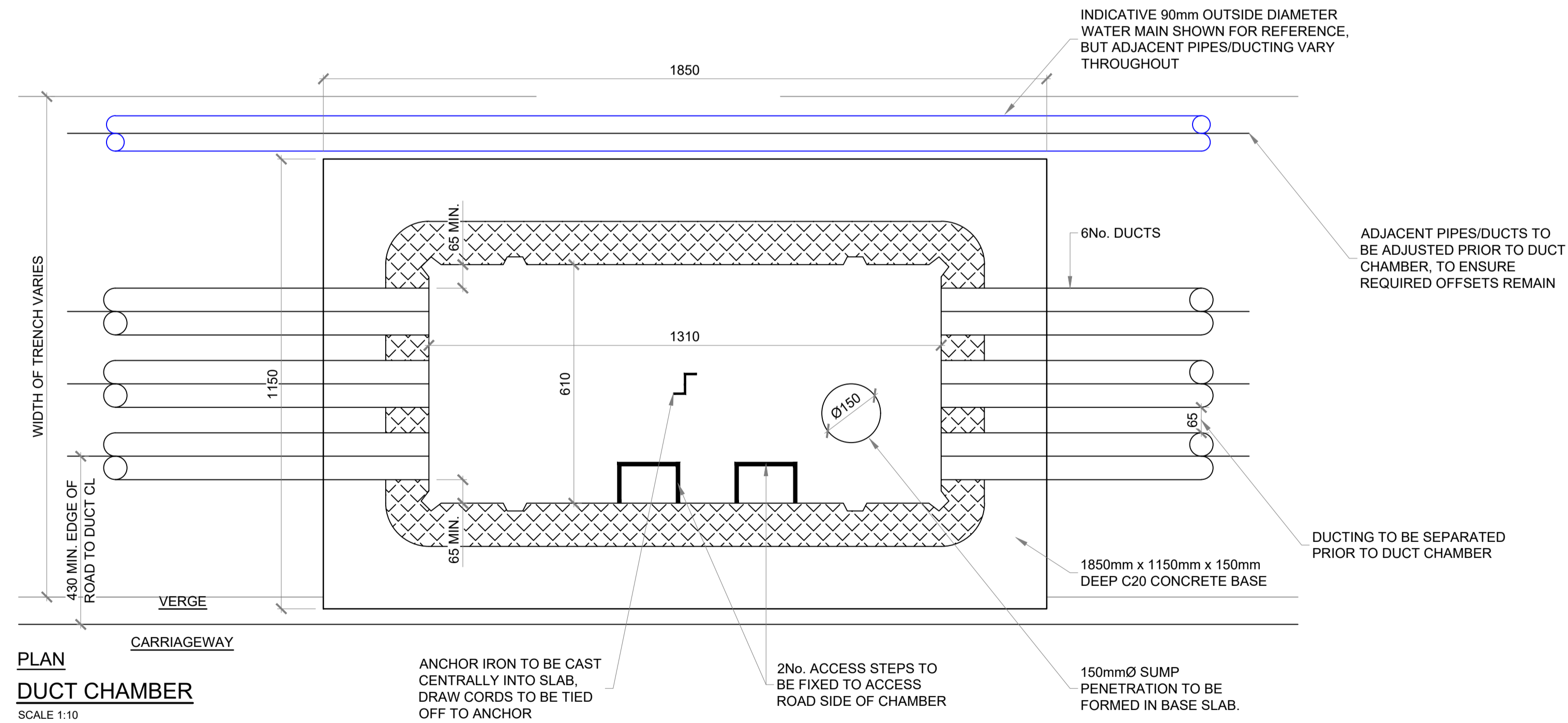
1. THE DETAILS SHOWN ON THIS DRAWING ARE FOR PLANNING AND ARE SUBJECT TO APPROVAL BY VALE OF GLAMORGAN COUNTY COUNCIL.
2. THIS DRAWING SHOULD BE READ IN CONJUNCTION WITH ALL OTHER PROJECT DRAWINGS & SPECIFICATIONS.
3. ALL DIMENSIONS IN MILLIMETERS. ALL LEVELS IN METRES UNLESS STATED OTHERWISE.
4. DO NOT SCALE FROM THIS DRAWING, FIGURED DIMENSIONS TO BE USED ONLY.
5. ANY DISCREPANCIES ON THIS DRAWING ARE TO BE REPORTED TO THE ENGINEER & PROJECT MANAGER

**DUCTING & UTILITIES NOTES:**

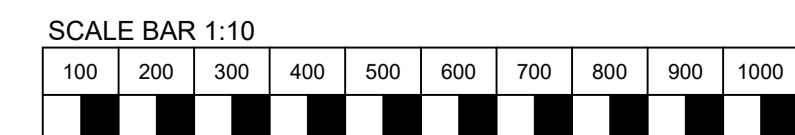
1. ALL DUCTING AND UTILITIES INSTALLATION WORK IS TO BE IN ACCORDANCE WITH THE PROJECT SPECIFICATION
2. ALL SETTING OUT POINTS ARE TO BE CHECKED ON SITE PRIOR TO COMMENCEMENT OF WORKS.
3. ALL DUCTS TO BE HIGH DENSITY POLYETHYLENE.
4. BED AND SURROUND TO DUCTS TO BE CONCRETE GRADE C16/20 (GEN 3) CONCRETE OR 10mm SINGLE SIZE STONE CONFORMING WITH BE EN 12620:2002
5. ALL DUCTS TO BE FITTED WITH DRAW CORD AS DESCRIBED IN THE WORKS SPECIFICATION.



**SECTION**  
**DUCT CHAMBER**  
SCALE 1:10



**PLAN**  
**DUCT CHAMBER**  
SCALE 1:10



S2:P1.0	ISSUED FOR PLANNING	04/08/23	SL	RS	RS
REV	DESCRIPTION	DATE	DRW	CHK	APP

Drawing Title:  
**SERIES 500 - DUCTING**  
**DUCTING CHAMBER DETAILS**

Burroughs Project No.: 50192  
Scale: AS SHOWN  
Original Paper Size: A1

Drawing Number:  
**50192-BUR-HDG-XX-DR-C-0550**

Status: S2 - FOR INFORMATION

Revision: P1.0 - ISSUED FOR PLANNING

This document is copyright of Burroughs Ltd. Use figured measurements only! DO NOT SCALE FROM DRAWING. Verify all dimensions prior to construction. Immediately report any discrepancies to Burroughs and if in doubt ASK. This drawing should be read in conjunction with all other associated project information