



Appendix A TA Scoping Note

Barry Waterfront Campus, Vale of Glamorgan

Transport Assessment

WEPCo Limited

SLR Project No.: 425.002058.00001

27 March 2024

Introduction

1. SLR Consulting Ltd is retained by WEPCo Limited to provide transport and highways advice in relation to a proposed CAVC campus building known as Barry Waterfront Campus, in Barry.
2. The purpose of this note is to provide a high level transport overview of the proposed development to be submitted as a pre-application enquiry to the Vale of Glamorgan Council (VoG).
3. It is expected that a Transport Assessment and Travel Plan will be prepared as part of the planning application submission for this site.

Transport Assessment Structure

4. The Transport Assessment will be structured as follows:
 - **Introduction** – this section will introduce the proposed development and the Transport Assessment document.
 - **Existing Conditions** – this section will detail the current accessibility of the site by all modes of travel, and the proximity to local public transport services and facilities.
 - **Policy Context** – this section will provide a review of the national and local policies applicable to the site.
 - **Development Proposals** – this section will detail the proposed scheme and access arrangements.
 - **Trip Generation** – this section will analyse the forecast trip generation associated with the development proposals.
 - **Highway Network Assessment** – this section will provide a forecast of the distribution of development trips through the local highway network and the subsequent impact of the proposed vehicular trip generation on the local highway.
 - **Transport Implementation Strategy** – this section will set out objectives and targets relating to managing travel demand.
 - **Summary and Conclusion** – this section will provide a summary and conclusion of the report.

Site Location and Existing Accessibility

Site Location

- The site is located on a brownfield site at Barry Waterfront, Barry, located approximately 1.3km south-west of the town centre and a similar distance from the new transport interchange adjacent to Barry Docks Railway Station. The site is bounded by commercial buildings to the north, Ysgol Gymraeg Sant Baruc Primary School to the west and is connected to the wider Barry Waterfront via Ffordd Y Mileniwm and Hood Road at its southern and eastern boundaries. A site location plan is available at **Figure 1**.

Figure 1 – Site Location



Site Accessibility

Walking and Cycling

- A continuous footway is available at the eastern and southern site boundary, along both sides of Ffordd Y Mileniwm and Hood Road. Good pedestrian infrastructure is available throughout Barry Waterfront, providing safe and suitable access to local facilities including Barry High Street, Barry Railway Station, and the docks.



7. Controlled pedestrian crossing points with pedestrian refuge islands, dropped kerbs and tactile paving are available along Hood Road and Ffordd Y Mileniwm. Streetlighting is available along all pavements within close vicinity of the site.
8. Whilst there are no Public Rights of Way (PRoW) routes available within the immediate site vicinity, there is good pedestrian infrastructure provision around the site which negates this aspect.
9. As shown at **Figure 2**, National Cycle Network (NCN) 88 is located approximately 2km west of the site, equating to an approximate 15-minute cycle ride.

Figure 2 – National Cycle Network Route 88



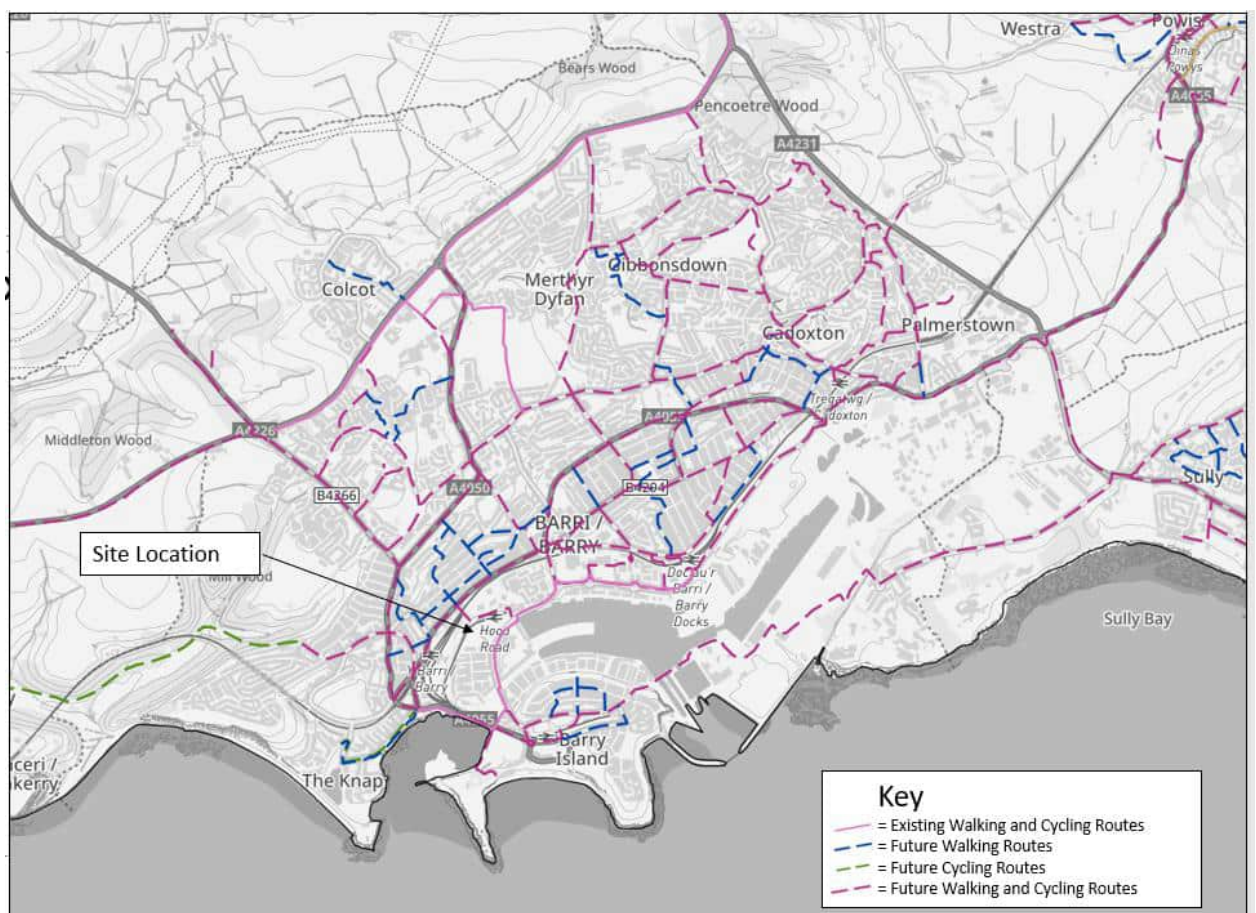
10. It should also be noted that cycle repair stations are available at Barry Island car park and Barry Leisure Centre, located approximately 850m south of the site and 1km north-east of the site.



Active Travel Network Map

11. The Active Travel Map shows the location of all current and future walking and cycling routes, the map is provided at **Figure 3**. Ffordd Y Mileniwm is shown as an existing cycle and walking route, providing access into the wider Barry area, including Barry Island to the south and retail spaces to the north of the site. There are several future walking and cycling routes available within a close proximity to the site including Hood Road.
12. The Active Travel Map indicates that existing provisions along Hood Road will be improved for pedestrian and cycle use, providing an attractive route choice for active travel users. Provisions along Hood Road will link with the wider network of future walking and cycling routes north of the site.
13. Moreover, current provisions along Harbour Road, located south of the site, are also set to be upgraded, providing attractive route options from Barry Island and the wider residential areas west of the site.

Figure 3 – Extract from Active Travel Network Map



Bus

14. The closest bus stop is the 'Barry ASDA' stop, located approximately 50m west of the site, along Ffordd Y Mileniwm. A bus timetable is available at the stop. The stop serves the B1 bus service which routes from Highlight Park to Barry Island. The bus operates 1 service per hour between 7:30-17:00 on weekdays and 08:45-16:50 on Saturdays. The service does not operate on Sundays.
15. The CAVC Rider bus services was launched in September 2022 which was a new bus service for Cardiff and Vale College and staff. The bus services is free of charge for students and staff and provides routes between CAVC sites Mondays to Fridays between 08:00 and 18:00.

Rail

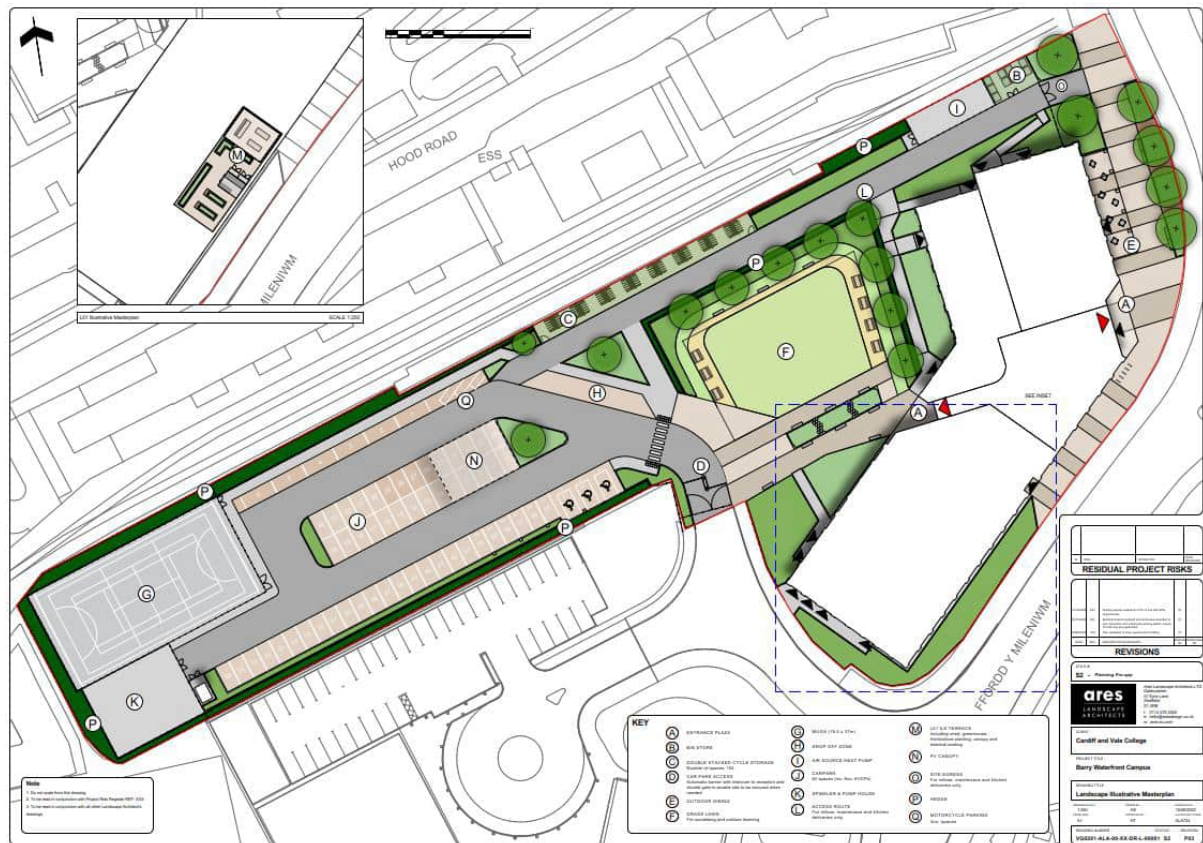
16. The site is located within a 900m walking distance of Barry Railway Station, equating to an approximate 13-minute walk or 3-minute cycle. The station offers Category A Step Free Access to all platforms. 110 free car parking spaces are available including 3 accessible parking spaces. 10 stand cycle parking spaces are available.
17. The station provides access to locations including Llantwit Major and Bridgend to the west, Dinas Powys and Cardiff to the east and stations further afield on the Transport for Wales Valley Lines network. Typically there are 3-4 services per hour during the weekdays and 2-3 services per hour on Sundays. Locations also available along this line include Merthyr Tydfil, Bridgend, Pontypridd, and Aberdare.

Proposed Development

18. The development proposals are for a CAVC campus building known as Barry Waterfront Campus, located in Barry.
19. The proposal is for a multi-storey building of with a Gross Internal Floor Area (GIFA) of circa 6,000 sqm, along with car and cycle parking, and ancillary features to the development such as Sustainable Urban Drainage Systems (SUDS), vehicle and pedestrian access from Ffordd y Mileniwm, and a bus drop off point within the site.
20. The illustrative landscape masterplan is shown in **Figure 4**.



Figure 4 – Landscape Illustrative Masterplan



21. It is proposed to provide 62 car parking spaces, including 3 disabled bays and 8 Electric Vehicle Charging Points. Cycle parking will be provided along the northern boundary of the site. A total of 154 long stay cycle parking spaces are proposed using two tier cycle racks and 10 short stay cycle parking spaces are proposed for visitors.

Site Access Arrangements

22. Pedestrian access to the site will be from 3 locations along Ffordd y Mileniwm and Hood Road. Cycle access to the site will be via the main vehicular access from Ffordd y Mileniwm via an existing section of road that serves the site and the new primary school. A drop off/pick up bay has been provided within the site to provide minibus access. There may be a possibility to provide a bus service to the BWC site as part of the CAVC Rider bus services.

23. The main vehicular access into the site will be via the existing junction on Ffordd y Mileniwm which currently serves Ysgol Gymraeg Sant Baruc. Access to the car park will



be controlled via an automatic rising arm barrier that will have an intercom connected to reception.

24. A through route will be provided within the northern part of the site to accommodate refuse, delivery, fire, and maintenance vehicles. The route will be two-way, with a controlled and gated access/egress provided onto Hood Road in the north east corner of the site. CAVC has indicated that this access point onto Hood Road may be used as an occasional basis. This is to be discussed further with officers at VoG Council.

Survey Locations

25. It is proposed to undertake Manual Classified Count (MCC) surveys at the following locations on a neutral weekday for a 12 period between 07:00 and 19:00:

- Ffordd y Mileniwm / Hood Road / Neptune Road
- Ffordd y Mileniwm / Site Access priority junction.

26. Automatic Traffic Count (ATC) surveys are also proposed at the following locations for a 7 day period:

- ATC 1 – Ffordd y Mileniwm (east)
- ATC 2 – Ffordd y Mileniwm (west)

27. These locations have been agreed via email with highway officers at VoG in September 2023.

Trip Generation and Highway Assessment

28. A first principles assessment will also be undertaken in the TA based on the number of staff and pupils on site. A TRICS assessment will also be undertaken based on the proposed floor are of the development, as a comparison.

29. Development trips will be distributed on the local highway network based on a first principles basis based on student catchment areas. The distribution of staff trips will be based on the 2011 Census data for journeys to work.

30. Details of additional committed development schemes will be confirmed by VoG and included in the Transport Assessment.



31. Traffic growth will come from the committed developments identified through the scoping process. It is not proposed to apply a blanket TEMPro growth factor to the observed traffic data to generate the future year assessment scenario.
32. A percentage impact assessment will be undertaken initially at the junctions listed in Paragraph 25. If the percentage impact is above 5% at any of the junctions listed, a detailed junction capacity assessment will be undertaken using industry standard software i.e. Junctions 10/LinSig.
33. Traffic assessments will be undertaken for the following assessment scenarios:
- 2023 Base Year.
 - 2033 Future Year (Base + 10 years); and
 - 2033 Future Year + Development.

Travel Plan

34. It is proposed to prepare a Travel Plan for students and staff which will be submitted in accordance with VoG guidance. The aim of the Travel Plan will be to minimise car borne trips to and from the development by students and staff.
35. It is expected that the Travel Plan will incorporate the following:
- Review of Travel Planning policies.
 - Summary of key objectives centred around reducing car usage.
 - Overview of baseline travel patterns and modal shift.
 - Providing of a management and marketing strategy including a Travel Information Pack for staff.
 - A package of measures including:
 - Opportunities to increase use of public transport.
 - Provision of electric vehicle charging facilities.
 - Opportunities to encourage walking and cycling, including provision of cycle storage, showering, and changing facilities.
 - Provision of information relating to the health and wellbeing benefits of active travel.
 - Provision of an Action Plan detailing responsibilities and timeframes for implementing the measures contained within the Travel Plan.



Summary and Conclusion

36. SLR Consulting Ltd is retained by WEPCo Limited to provide transport and highways advice in relation the proposed Barry Waterfront Campus (BWC) located in Barry, Vale of Glamorgan (VoG).
37. This note has been prepared to support the pre-application enquiry for the proposed BWC development.
38. This note provides information on the existing accessibility of the site and the development proposals including site access arrangements. The proposed structure of the TA has been set out as well as the proposed approach to trip generation and traffic analysis.
39. There do not appear to be any fundamental constraints from a transport perspective that would prevent this development from progressing.



Date/Dyddiad: 2 February 2024

Ask for/Gofynwch am: Laura Fower

Telephone/Rhif ffon: (01446) 704691

Your Ref/Eich Cyf:

My Ref/Cyf: P/DC/2023/00131/PRE

e-mail/e-bost: Planning@valeofglamorgan.gov.uk

The Vale of Glamorgan Council
Dock Office, Barry Docks, Barry CF63 4RT
Tel: (01446) 700111

Cyngor Bro Morgannwg
Swyddfa'r Doc, Dociau'r Barri, Y Barri CF63 4RT
Ffôn: (01446) 700111

www.valeofglamorgan.gov.uk



Lichfields
Cem Kosaner
Helmont House
Churchill Way
Cardiff
Cf10 2HE

Dear Mr Kosaner,

Town and Country Planning Act, 1990 (as amended)

Application No. 2023/00131/PRE

Proposal: Proposed redevelopment of vacant brownfield site at Barry Waterfront for a new educational campus for Cardiff and Vale College including landscaping, related infrastructure and engineering works

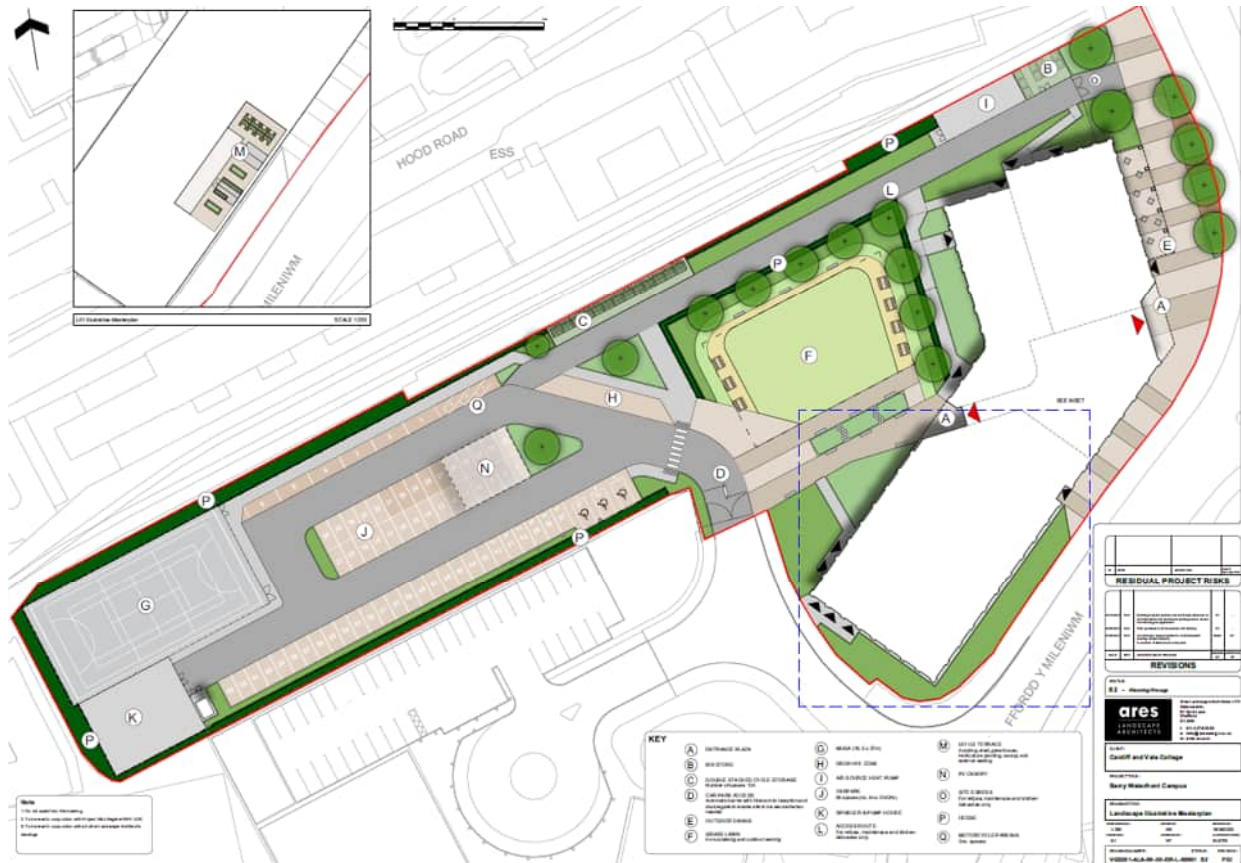
Location: Land to the South of Hood Road, Barry

I refer to your correspondence received on 27 October 2023, concerning the above and your request for statutory pre-application advice. Having considered the nature of submission in detail, I respond as follows.

Proposal

The proposal is for the redevelopment of the site as a new campus for Cardiff and Vale College, which will be a general learning campus intended to replace the existing College campus at Colcot Road. It is anticipated that the facility would provide 6,000 sqm of floorspace (GIA) and would accommodate up to 855 students and 212 staff.

The Illustrative Landscape Masterplan submitted indicates a new 'L' shaped building located at the front of the site where Ffordd Y Mileniwm intersects with Hood Road. To the front of the building is an entrance plaza and outdoor dining area, and to the rear is a courtyard, car park and Multi Use Games Area. Access to the site is proposed from Ffordd Y Mileniwm via the existing access road serving the adjacent school. A new through-route is proposed along the northern boundary of the site which would link with Hood road and accommodate refuse, maintenance and kitchen deliveries etc.



Illustrative Landscape Masterplan

The proposed building would be three storeys in height with each level anticipated to contain the following facilities:

- Ground floor – atrium including coffee shop and general store, dining area, kitchen, bakery, Hair and Beauty Therapy and Hospitality and Catering departments.
- First floor – Care and Independent Living Skills departments, gym, Learning and Skills Centre, classrooms, external terrace garden.
- Second Floor – general classrooms, IT rooms, Art and Design department.

Following our meeting, a document containing the latest external design proposals (dated December 2023) was submitted which this response comments on. The external material palette includes grey buff brick (noted as the preferred option), with elements of rusty red metal cladding, rusty red metal work, glass, and external metal canopies. Some extracts of the proposed design are shown below:



South West Elevation



South East Elevation



North Elevation



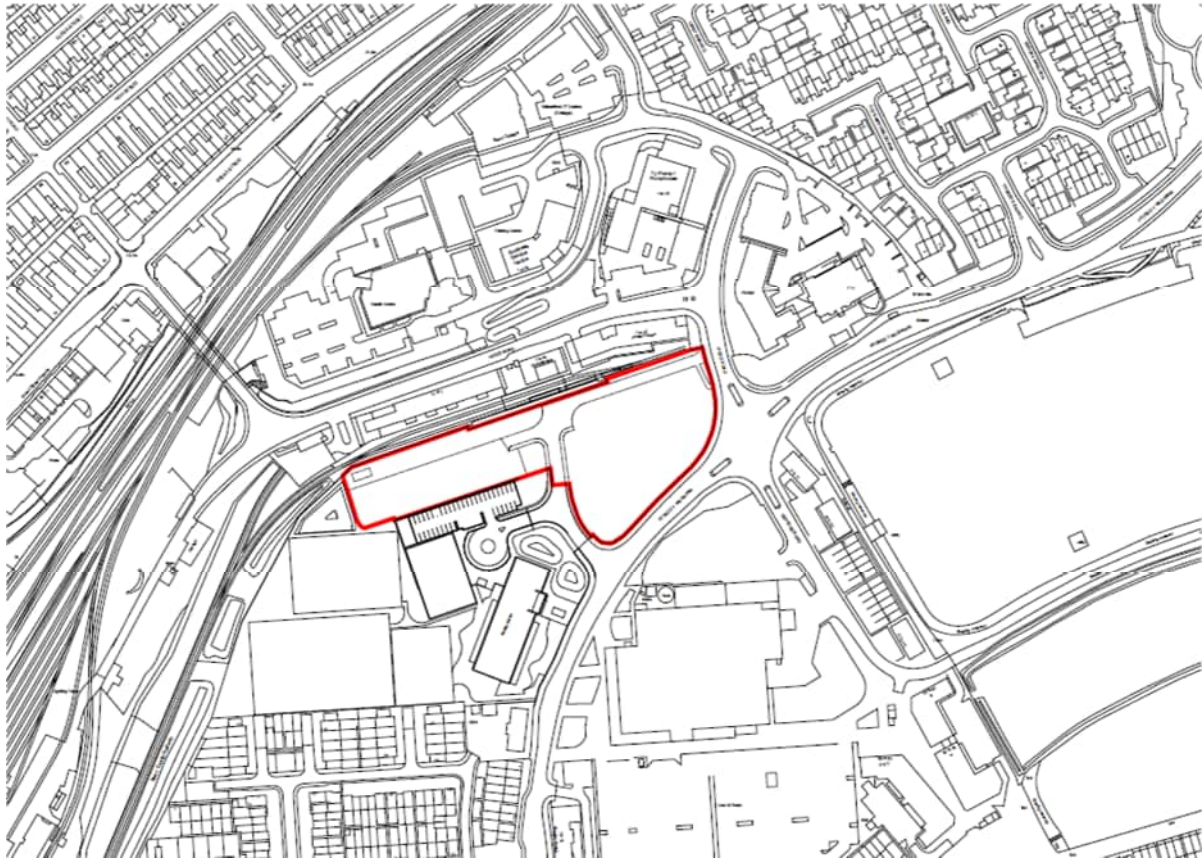
North West Elevation



3D visual

Local Context and Constraints

The application site is approximately 1.1ha in size and occupies a corner position at the intersection of Ffordd Y Mileniwm, Hood Road and Neptune Road. The site is currently vacant comprising a mix of grassland and hardstanding, and is enclosed by metal fencing. The site location is shown below.



This wider context to the site is characterised by a mix of uses including commercial and residential. Immediately to the north of the site is a residential apartment block known as Junction House and the Goodsheds, which offers a mix of independent food and drink and retail outlets as well as self-catering accommodation and work/living spaces. Adjacent to the south of the site is a primary school known as Ysgol Gymraeg Sant Baruc, further to the south is an Asda superstore, and to the northwest is the Premier Inn hotel.

In policy terms, the site is located within the settlement boundary as defined on the adopted Local Development Plan 2016-2026 (2017) Proposals Map. The site is unallocated albeit is located immediately adjacent to the north of the strategic mixed use allocation at Barry Waterfront.

Relevant Planning History

From an examination of our records, the site and surrounds have an extensive planning history. Accordingly the list of applications below is not necessarily exhaustive however includes the most relevant applications.

1986/01113/OUT, Address: Dock No. 1, Barry Dock, Barry, Proposal: Complete redevelopment, Decision: Appeal Allowed.

1991/00496/OUT, Address: No. 1 Dock, Barry, Proposal: Renewal of consent for comprehensive redevelopment, Decision: Approved.

1994/00144/OUT, Address: No. 1 Dock, Barry, Proposal: Comprehensive redevelopment, Decision: Approved.

1994/00207/FUL, Address: No. 1 Dock, Barry, Proposal: Infrastructure to comprehensive redevelopment, Decision: Approved.

1998/01005/FUL, Address: Railway works as part of Phase II to Barry Heritage Steam Railway, adjacent to Powell Duffryn Way, Proposal: Progression of railway line across Powell Duffryn Way - including running line and siding line, Decision: Approved.

2000/00265/FUL, Address: Barry Waterfront, Proposal: Variation of Condition 3 of planning permission 94/00144/OUT to extend time period for approval of reserved matters from three years to seven years, Decision: Approved.

2000/01299/REG3, Address: Hood Road goods shed and yard, The Waterfront, Barry, Proposal: Stage one extension of railway track, erect platform, temp. new road and car/coach parking forming part of Phase II of Barry Island Railway Heritage Centre/Steam Railway project, Decision: Approved.

2001/01373/REG3, Address: Hood Road goods shed site, The Waterfront, Barry, Proposal: Stage two extension of railway track, erection of rail platform, extension of car/coach parking, demolition of tin shed (part of Barry Steam Railway Project), Decision: Approved.

2007/00172/RG3, Address: Site W3, The Waterfront, Barry Docks, Proposal: Outline planning application for the site to be used for an education facility, Decision: Approved.

2007/00212/FUL, Address: Hood Road goods shed site, The Waterfront, Barry, Proposal: Change of use to allow Circus and associated events, Decision: Approved.

2009/00946/1/CD, Address: Hood Road, Barry, Proposal: Discharge of Condition 24 - Biodiversity Management and Monitoring Plan (phase 2), Condition 25 - Habitat Mitigation Scheme (phase 2), Condition 31 - Badger Survey (phase 2) and Condition 49 - Archaeological Works. Development of vacant land at Barry Waterfront for residential (C3), retail (A1), cafes, bars and restaurants (A3), hotel (C1), offices (B1) and community and leisure uses (D1 and D2). Development of vehicular and pedestrian/cycle access including a new link road, re-grading of site to form new site levels and associated infrastructure works, parking, servicing, landscaping, public realm and public open space provision, Decision: Approved.

2009/00946/OUT, Address: Land at Barry Waterfront adjacent to Dock No. 1, Barry, Proposal: Development of vacant land at Barry Waterfront for residential (C3), retail (A1), cafes, bars and restaurants (A3), hotel (C1), offices (B1) and community and leisure uses (D1 and D2). Development of vehicular and pedestrian/cycle access including a new link road, re-grading of site to form new site levels and associated infrastructure works, parking, servicing, landscaping, public realm and public open space provision, Decision: Approved.

2009/00947/OUT, Address: Land at Barry Waterfront adjacent to Dock No. 1, Barry, Proposal: Development of vacant land at Barry Waterfront for residential (C3), retail

(A1), cafes, bars and restaurants (A3), hotel (C1), offices (B1) and community and leisure uses (D1 and D2). Development of vehicular and pedestrian/cycle access including a new link road, re-grading of site to form new site levels and associated infrastructure works, parking, servicing, landscaping, public realm and public open space provision, Decision: Approved.

2010/00397/SC1, Address: Land at Barry Waterfront adjacent to Dock No. 1, Barry, Proposal: Regrading of site and remediation of contamination, Decision: Environmental Impact Assessment (Screening) - Not Required.

2010/00696/FUL, Address: Land at Barry Waterfront adjacent to Dock No. 1, Barry, Proposal: Re-grading of site, remediation of contamination and construction of link road to Barry Island, Decision: Approved.

2012/01004/FUL, Address: Land at Barry Waterfront , adjacent to Dock No. 1, Goods Shed, Access Road, Barry, Proposal: Creation of new vehicular access including 3.5m footway / cycle way and associated engineering works. Re-alignment of access approved by 2010/00696/FUL, Decision: Approved.

2014/00229/EAO, Address: Barry Waterfront, Proposal: Deletion of Conditions 1 and 2, Variation of Conditions 3, 5, 19 and 20 of 2009/00946/OUT for the development of vacant land at Barry Waterfront for residential (C3), retail (A1), cafes, bars and restaurants (A3), hotel (C1), offices (B1) and community and leisure uses (D1 and D2). Development of vehicular and pedestrian/cycle access, including a new link road, re-grading of site to form new site levels and associated infrastructure works, parking, servicing, landscaping, public realm and public open space provision at Land at Barry Waterfront adjacent to Dock No. 1, Barry at Land at Barry Waterfront, adjacent to Dock No. 1, Barry. Decision: Approved.

2020/00717/FUL, Address: Land at Barry Waterfront, adjacent to Dock No. 1, Proposal: Vary Conditions 1, 2, 3, 4, 5, 6, 7, 8, 9, 12, 13, 14, 15, 16, 19, 20, 22, and 23 of planning permission 2010/00696/FUL , Decision: Approved.

2020/00852/FUL, Address: Barry Waterfront 2FE school enabling works on Council owned land, Proposal: Proposed enabling works in preparation for the Barry School site development. This includes topsoil strip, removal of obstructions and existing structures and foundations, installation of wick drains, placement and monitoring surcharge, removal of surcharge and monitoring for rebound and ground raise to proposed levels. , Decision: Approved.

2021/00379/FUL, Address: Land at Barry Waterfront, Proposal: The construction of a new primary school, access, car parking, landscaping and associated works, Decision: Approved.

2022/00661/SC1, Address: Land to the South of Hood Road, Barry, Proposal: Screening Opinion on the requirement of an Environmental Impact Assessment for the proposed development of the CaVC Barry Waterfront Campus (BWC) , Decision: Environmental Impact Assessment (Screening) - Not Required.

Relevant Planning Policies

Local Development Plan:

Section 38 of The Planning and Compulsory Purchase Act 2004 requires that in determining a planning application the determination must be in accordance with the Development Plan unless material considerations indicate otherwise. The Vale of Glamorgan Adopted Local Development Plan 2011-2026 forms the local authority level tier of the development plan framework. The LDP was formally adopted by the Council on 28 June 2017, and within which the following policies are of relevance:

Strategic Policies:

POLICY SP1 – Delivering the Strategy
POLICY SP2 – Strategic Sites
POLICY SP10 – Built and Natural Environment

Managing Growth Policies:

POLICY MG3 – Strategic Site at Barry Waterfront
POLICY MG6 – Provision of Educational Facilities

Managing Development Policies:

POLICY MD1 - Location of New Development
POLICY MD2 - Design of New Development
POLICY MD4 - Community Infrastructure and Planning Obligations
POLICY MD5 - Development within Settlement Boundaries
POLICY MD9 - Promoting Biodiversity

In addition to the Adopted LDP the following policy, guidance and documentation supports the relevant LDP policies.

Future Wales: The National Plan 2040:

Future Wales – the National Plan 2040 is the national development plan and is of relevance to the determination of this planning application. Future Wales provides a strategic direction for all scales of planning and sets out policies and key issues to be considered in the planning decision making process. The following chapters and policies are of relevance in the assessment of this planning application:

Chapter 3: Setting and achieving our ambitions

- 11 Future Wales' outcomes are overarching ambitions based on the national planning principles and national sustainable placemaking outcomes set out in Planning Policy Wales.

Chapter 4: Strategic and Spatial Choices: Future Wales' Spatial Strategy

- Guiding framework for where large-scale change and nationally important developments will be focussed over the next 20 years.
- Strategy builds on existing strengths and advantages and encourages sustainable and efficient patterns of development.

Chapter 5 – The Regions

- The Vale of Glamorgan falls within the South East region.
- Regional policies provide a framework for national growth, for regional growth, for managing growth and supporting growth.
- In the absence of SDPs, development management process needs to demonstrate how Future Wales' regional policies have been taken into account.

Policy 1 – Where Wales will grow

- Supports sustainable growth in all parts of Wales.
- Development in towns and villages in rural areas should be of an appropriate scale and support local aspirations and need.

Policy 2 – Shaping Urban Growth and Regeneration – Strategic Placemaking

- Based on strategic placemaking principles.

Policy 3 – Supporting Urban Growth and Regeneration – Public Sector Leadership

- The public sector must show leadership and apply placemaking principles to support growth and regeneration for the benefit of communities across Wales.

Policy 8 – Flooding

- Focus on nature-based schemes and enhancing existing defences to improve protection to developed areas.
- Maximise opportunities for social, economic and environmental benefits when investing in flood risk management infrastructure.

Policy 9 – Resilient Ecological Networks and Green Infrastructure

- Action towards securing the maintenance and enhancement of biodiversity (to provide a net benefit), the resilience of ecosystems and green infrastructure assets must be demonstrated as part of development proposals through innovative, nature-based approaches to site planning and the design of the built environment.

Planning Policy Wales:

National planning policy in the form of Planning Policy Wales (Edition 12, 2024) (PPW) is of relevance to the determination of this application.

The primary objective of PPW is to ensure that the planning system contributes towards the delivery of sustainable development and improves the social, economic, environmental and cultural well-being of Wales.

The following chapters and sections are of particular relevance in the assessment of this planning application:

Chapter 2 - People and Places: Achieving Well-being Through Placemaking,

- Maximising well-being and sustainable places through placemaking (key Planning Principles, national sustainable placemaking outcomes, Planning Policy Wales and placemaking)

Chapter 3 - Strategic and Spatial Choices

- Good Design Making Better Places
- Promoting Healthier Places
- Sustainable Management of Natural Resources
- Accessibility
- Previously Developed Land
- Supporting Infrastructure

Chapter 4 - Active and Social Places

- Transport
- Community Facilities
- Recreational Spaces

Chapter 5 - Productive and Enterprising Places

- Energy (reduce energy demand and use of energy efficiency, renewable and low carbon energy, energy minerals)
- Making Best Use of Material Resources and Promoting the Circular Economy (design choices to prevent waste, sustainable Waste Management Facilities and Minerals)

Chapter 6 - Distinctive and Natural Places

- Recognising the Special Characteristics of Places (The Historic Environment, Green Infrastructure, Landscape, Biodiversity and Ecological Networks, Coastal Areas)
- Recognising the Environmental Qualities of Places (water and flood risk, air quality and soundscape, lighting, unlocking potential by taking a de-risking approach)

Technical Advice Notes:

The Welsh Government has provided additional guidance in the form of Technical Advice Notes. The following are of relevance:

- Technical Advice Note 5 – Nature Conservation and Planning (2009)
- Technical Advice Note 11 – Noise (1997)
- Technical Advice Note 12 – Design (2016)
- Technical Advice Note 15 – Development and Flood Risk (2004)
- Technical Advice Note 16 - Sport, Recreation and Open Space (2009)

Welsh National Marine Plan:

National marine planning policy in the form of the Welsh National Marine Plan (2019) (WNMP) is of relevance to the determination of this application. The primary objective of WNMP is to ensure that the planning system contributes towards the delivery of sustainable development and contributes to the Wales well-being goals within the Marine Plan Area for Wales.

Supplementary Planning Guidance:

In addition to the adopted Local Development Plan, the Council has approved Supplementary Planning Guidance (SPG). Some SPG documents refer to previous adopted UDP policies and to ensure conformity with LDP policies, a review will be carried out as soon as is practicable following adoption of the LDP. The Council considers that the content and guidance of the adopted SPGs remains relevant and has approved the continued use of these SPGs as material considerations in the determination of planning applications until they are replaced or otherwise withdrawn. The following SPG are of relevance:

- Barry Development Guidelines
- Biodiversity and Development (2018)
- Parking Standards (2019)
- Sustainable Development - A Developer's Guide
- Travel Plan

Other relevant evidence or policy guidance:

- Manual for Streets (Welsh Assembly Government, DCLG and DfT - March 2007)
- Welsh Government Circular 016/2014: The Use of Planning Conditions for Development Management
- Section 72(1) of the Town and Country Planning (Listed Buildings and Conservation Areas) Act 1990, imposes a duty on the Council with respect to any buildings or other land in a conservation area, where *special attention shall be paid to the desirability of preserving or enhancing the character or appearance of that area.*

Well-being of Future Generations (Wales) Act 2015

The Well-being of Future Generations Act (Wales) 2015 places a duty on the Council to take reasonable steps in exercising its functions to meet its sustainable development (or wellbeing) objectives. This report has been prepared in consideration of the Council's duty and the "sustainable development principle", as set out in the 2015 Act. In reaching the recommendation set out below, the Council has sought to ensure that the needs of the present are met without compromising the ability of future generations to meet their own needs.

Analysis of Proposal

Principle of Development

The site is located within the settlement boundary of Barry and therefore Policy MD5 (Development within Settlement boundaries) is of relevance. The Policy permits development within settlements subject to the following criteria being met:

1. *'Makes efficient use of land or buildings;*
2. *Would not prejudice the delivery of an allocated development site;*
3. *Is of a scale, form, layout and character that is sympathetic to and respects its immediate setting and the wider surroundings and does not unacceptably impact upon the character and appearance of the locality;*
4. *The proposal would not result in the loss of natural or built features that individually or cumulatively contribute to the character of the settlement or its setting;*
5. *Would not result in the unacceptable loss of public open space, community or tourism buildings or facilities;*
6. *Has no unacceptable impact on the amenity and character of the locality by way of noise, traffic congestion and parking; and*
7. *Makes appropriate provision for community infrastructure to meet the needs of future occupiers.'*

In consideration of criterion 2., the site is unallocated and whilst located adjacent to the strategic mixed use allocation at Barry Waterfront (Policy MG3), it is not considered that development of the site would prejudice the delivery of this site. The land at Barry Waterfront is allocated for a range of uses including new dwellings, retail floorspace, a hotel, café, bars and restaurants, offices, community, leisure and education facilities, and therefore the proposal would be compatible in principle with regards to the proposed use.

In view of the above, it is considered that the fundamental principle of development is acceptable provided that all the criteria of MD5 are met.

Layout, Design and Visual Impact

Policy MD2 (Design of new Development) states that development proposals should:

1. *'Be of a high standard of design that positively contributes to the context and character of the surrounding natural and built environment and protects existing features of townscape or landscape interest;*
2. *Respond appropriately to the local context and character of neighbouring buildings and uses in terms of use, type, form, scale, mix, and density'*

The site occupies a prominent corner location which should be reflected in the form, scale and massing of the building. Noting the scale of surrounding buildings in the vicinity of the site, it is considered that the proposed 'L' shaped building would generally appear to be well sited and of an appropriate scale such that it would provide a strong frontage to Fford Y Mileniwm and Hood Road and subject to suitable design and articulation, could provide a suitable landmark building at this well-trafficked junction. The proposed use of glazing and tall windows on the front façade is a supported design feature that will add interest and encourage interactions with the public realm. Further consideration should be given to the elevations / corners of the building and boundary treatments on Ffordd Y Mileniwm / access road and Ffordd Y Mileniwm / Hood Road as key approaches, in order to provide visual interest. There are a number of 'blind walls' indicated at street level on the rear and side facing elevations and whilst it is noted that these would be articulated with a brick design, they would not provide an active frontage.

In terms of the proposed materials, the use of brick with metal detailing would appear appropriate as a palette mix and subject to detail could appear in keeping with the surrounding buildings. However it is considered that a red brick (with contrasting metal detailing) would be preferable to a grey which is not prevalent within the area. The built form at the waterfront already has a wide range of materials/colours and as such there is concern that the addition of a further coloured brick could appear discordant and would not positively contribute to the character of the area and the established finish of both more historic and new development within the vicinity of the site. Further interest to the main entrance could be added through the use of a contrasting material so that this appears as a focal point, and it is considered that this should be given further thought prior to the submission of the planning application. It is noted that the PV panels and air source heat pumps are proposed which are welcomed sustainability measures subject to detail.

As discussed at our meeting, there is concern that the MUGA would be underutilised due to its location at the far end of the car park. It was noted by the applicant that the MUGA would be primarily used by students, however further detail regarding this should be provided with any application.

Noting the prominence of the building, consideration could be given to asking the Design Commission for Wales to undertake a design review of the proposals to inform any submission and assist in any refinement.

Impact Upon Neighbouring Amenity

As aforementioned, there are dwellings in close proximity to the north of the site – Junction House apartment block and the work/living spaces located in the Good Sheds. The impact of the development on these residential units would be a material consideration of any planning application. In particular, criterion 8. Of Policy MD2 (Design of New Developments) requires developments to safeguard existing public and residential amenity, particularly with regard to privacy, overlooking, security, noise and disturbance.

The submitted plans indicate that the north facing elevation of the proposed building would directly face the apartment block, which appear to have habitable rooms looking out towards the site. The building would be offset from the site boundary by approximately 14m with a separation distance between the two buildings of approximately 26m. Whilst I consider it unlikely that outlook from the adjacent apartments would be reduced to an unacceptable degree, there is potential for loss of privacy or perceived loss of privacy. Detailed elevation and section drawings would be necessary in order to fully assess the impact of the development upon neighbouring amenity in terms of overlooking and overbearing issues.

The main sources of noise which could potentially disturb neighbours would appear to come from students using the outdoor space and MUGA, as well as vehicles manoeuvring in the car park. Furthermore, it is noted that a bin store and air source heat pump building is proposed adjacent to the site boundary, that may require a noise assessment and the identification of suitable design measures. Consideration should therefore be given to possible noise impacts and how these can be minimised, for example, through site management and enclosure design and this should be evidenced within any submission. Details regarding these matters should be provided with any planning application. Shared Regulatory Services would also be consulted and might request a noise assessment given the proximity of the site to sensitive receptors. Additionally, it is considered that further information regarding any proposed external lighting for the MUGA would be required for us to assess any potential impacts in this respect.

Highways, Access and Parking

Criterion 5. of Policy MD2 (Design of New Development) states that development proposals should have no unacceptable impact on highway safety nor cause or exacerbate existing traffic congestion to an unacceptable degree. Highways Development have made comments, a copy of which is provided separately although I have summarised the content below:

1. The applicable category in the Councils parking standards is considered to be 'Colleges of Higher / Further Education'. The proposed parking provision appears to fall drastically short of maximum standards, and therefore any TA is going to demonstrate that the vast majority of trips will be via sustainable modes. The split of teaching and ancillary staff would also need to be clarified.
2. Maintenance/delivery vehicles exiting onto Hood road would not be favourable and therefore this access needs to be removed.
3. A separate commercial vehicle space/area will need to be provided.
4. Suitable turning and pick up area will be required within the site for a 15m coach. The drop off layby will need to be tracked along with internal access to ensure safe access for coaches and information provided on envisaged number of coaches/buses to travel to site.
5. Bus stops on Ffordd Y Mileniwm outside ASDA are not suitable due to not being sheltered and development should upgrade shelters if determined to be of use.
6. Clarification required as to if E-bike charging areas have been proposed and it is suggested that lockers and/or showers could be proposed to provide better facilities for walking and cycling.
7. Cycle parking would require cyclists to travel along main access road and this would require the shared cycleway footway from Ffordd Y Mileniwm to be extended into the site to the cycle stands. An active travel link could be provided from the existing construction access (on Hood Road).

8. TROs may be required on existing access road to prevent parking which would require further consideration.
9. Existing turning head fronting the CAVC site gates and the Ysgol Sant Baruc Gates should be tracked to ensure that any vehicles could turn and leave in forward gear if both sets of gates were closed.

Additionally, a summary of the required information for any Transport Assessment is provided:

1. Further information with regard to the CAVC rider bus (including current and envisaged usage, route, schedule etc.). This is likely to be a necessity if it is proposed to significantly reduce vehicular trips to/from the site.
2. Provide a safer routes plan to indicate routes to the site for walking and cycling.
3. The TA should count the junctions highlighted below and then provide further analysis if required:
 - Ffordd Y Mileniwm/ Site Access
 - Hood Road/Broad Street/Island Road
 - Ffordd Y Mileniwm/Neptune Road/Hood Road
 - Ffordd Y Mileniwm/Gladstone Bridge Roundabout
 - Ffordd Y Mileniwm (Morristons) roundabout
 - Gladstone Bridge/Broad Street/Gladstone Road A4055 Roundabout

Having regard to the comments above, it is considered that the main issues for consideration are the amount of parking provision and the proposed access onto Hood Road. In relation to the latter, it is noted that the submitted swept paths show that the refuse vehicle would overhand the northbound lane when egressing the site from the proposed service road. During our meeting it was advised that this is unlikely to be considered acceptable as it would impact upon the free flow of traffic in close proximity to the junction. As such, all servicing vehicles should utilise the main entrance and amended swept paths submitted to this effect, however it is considered that an active travel link could be provided onto Hood Road in this corner of the site.

As discussed when we met, there is currently a significant under provision of car parking being shown on the submitted illustrative plan when assessing against the Councils parking standards. The category 'Colleges of Higher / Further Education' require 1 space per each member of teaching staff, 1 space per ancillary staff, space per 8 students and 5 visitors spaces, in addition to coach parking as required and 1 commercial vehicle space. Notwithstanding the requirement for visitor, coach or commercial parking, on the basis of there being 855 students and 212 staff (if these staff were all full time), there would be a requirement for 107 parking spaces for students and 212 parking spaces for staff. The submitted plan shows that 63 car parking spaces are being provided which is a significant shortfall against the standards. It is however recognised that the site lies in a highly sustainable location in close proximity to public transport links, and that not all students/staff may attend site at any one time. As such, it might be that a lesser parking provision could be deemed acceptable, however this would need to be clearly justified in a Transport Assessment to include further information regarding sustainable travel to/from the site and operations of the proposed college e.g. number of students and staff anticipated on site at any one time and breakdown of full time / part time staff. Such details may include provision of a Travel Plan for future users of the site.

Please also note the requirement for EV charging for non-residential development in Future Wales which requires provision to be made for a minimum of 10% of car parking spaces to have electric vehicle charging points.

Biodiversity and Green Infrastructure

Policy MD9 (Promoting Biodiversity) states that *'New development proposals will be required to conserve and where appropriate enhance biodiversity interest unless it can be demonstrated that:*

- 1. The need for the development clearly outweighs the biodiversity value of the site; and*
- 2. The impacts of the development can be satisfactorily mitigated and acceptably managed through appropriate future management regimes.'*

Planning Policy Wales Edition 11 (PPW12) Chapter 6 places increased emphasis on the need to preserve and enhance the natural environment. One of the requirements is for a Green Infrastructure Statement to be submitted with all planning applications, which will describe how green infrastructure has been incorporated into the proposal. Given the nature and scale of development, I consider that a Green Infrastructure Statement should be provided with any planning application, further details of which can be found at the following link: <https://www.gov.wales/addressing-nature-emergency-through-planning-system-update-chapter-6-planning-policy-wales>.

The site is not covered by any statutory or non-statutory nature conservation designations and primarily comprises grassland with some scrub to the boundaries. It is noted that a Phase 1 Habitat Survey has been undertaken and it is indicated this has assessed the site as being of limited ecological value. The survey (updated if necessary) should be submitted with any planning application to confirm that there are no constraints to development in ecological terms. There is also a policy requirement for the development to provide a net benefit for biodiversity. Details of any necessary mitigation and enhancement measures should be submitted with any planning application, having regard to the guidance contained within the Councils Biodiversity and Development SPG.

The submitted Tree Survey identifies several trees along the western boundary of the site and a cluster of trees further towards the centre, which have been assessed as being Category B 'moderate' or Category C 'low'. The Illustrative Landscape Masterplan suggests that the tree group on the site is not to be retained although it is noted that there is indicative replacement tree planting shown at the site frontage and around the courtyard area. To this end, I draw your attention to PPW12 which outlines that trees should be replaced at a ratio of at least 3 trees of a similar type and compensatory size planted for every 1 lost. Details of replacement tree planting should therefore be included as part of a soft landscaping scheme to be submitted with any planning application.

Heritage and Archaeology

Policy SP10 (Built and Natural Environment) seeks to preserve and enhance the rich and diverse built and natural environment and heritage of the Vale of Glamorgan. Furthermore, Policy MD8 (Historic Environment) states:

'Development proposals must protect the qualities of the built and historic environment of the Vale of Glamorgan, specifically:

- 1. Within conservation areas, development proposals must preserve or enhance the character or appearance of the area;*
- 2. For listed and locally listed buildings, development proposals must preserve or enhance the building, its setting and any features of significance it possesses;*
- 3. Within designated landscapes, historic parks and gardens, and battlefields, development proposals must respect the special historic character and quality of these areas, their settings or historic views or vistas;*
- 4. For sites of archaeological interest, development proposals must preserve or enhance archaeological remains and where appropriate their settings.'*

With regards to criterion 2., the site is located in proximity to the Grade II North Hydraulic Pumping House. Whilst there is potential for the development to affect the setting of the listed building, there is built form located between the two sites such that any impact is unlikely to be significant. I do however note that the applicant proposes for a Heritage Impact Statement to accompany any planning application which is supported in view of the proximity to the heritage asset.

With regards to criterion 4., I also note that a Desk Based Archaeology Assessment (DBAA) has been prepared with the findings summarised in the submitted Planning Note. I recommend that the DBAA report is submitted with any planning application to confirm that the archaeological potential of the site is very low to low as stated, and that there is no constraint to development in this respect, following consultation with the Council's archaeological advisors Glamorgan Gwent Archaeological Trust (GGAT).

Contamination

The planning note indicates that the majority of the site is located on an artificially created area of land that was introduced during the 1880s construction of Barry Docks. The site currently appears to comprise spoil heap/deposited material that has become overgrown. As such there is potential for contamination on the site which will need to be further considered. A Contaminated Land Assessment and Remediation Method Statement was submitted for the adjacent school site – see application ref. 2020/00852/FUL and associated conditions. Shared regulatory Services may therefore have similar requirements in respect of this site, and consideration would need to be given to compliance with Policy MD7 'Environmental Protection' of the LDP.

Flood Risk

The site is located within Flood Zone B on the Natural Resources Wales Development Advice Map. TAN 15 (2004) states that development should be directed towards suitable land in zone A, otherwise to zone B, where river or coastal flooding will be less of an issue. Furthermore, it sets out flood consequences will need to be assessed for those parts of zone B where flooding has been identified as a material consideration to allow for localised problems. The New Flood Map for Planning shows that the site is affected by surface water flooding on the western and northern parts. As the proposal is for highly vulnerable development, it is considered that a Flood Consequences Assessment should support any planning application and it is acknowledged that this is proposed.

Surface Water Drainage

With effect from 7 January 2019 and with the exception of single dwellings and/or developments with a “construction area” of less than 100 square metres, all construction work requiring planning permission which has drainage implications will need Sustainable Drainage Approving Body (SAB) approval.

SuDS are intended to maximise the opportunities and benefits that can be provided by the effective management of surface water. This can only be achieved when the principles of SuDS are considered at the outset of the development process. The SuDS approach to surface water management will direct the development process and shape the layout of new developments around site drainage.

A Sustainable Drainage Approving Body (SAB) application must demonstrate compliance with the statutory standards, following a set of principles in the design of the system and satisfy the standards in relation to runoff destination, hydraulic control, water quality, amenity, biodiversity, construction, operation and maintenance.

The SAB approval process is separate from the planning application process. An application for approval for a surface water drainage scheme may be made to the SAB separately from, or combined with a planning application. The planning and SAB approvals are independent systems and there may be circumstances where separate applications are appropriate.

Prior to the submission of a planning application, if the development would trigger a SAB application, applicants are strongly advised to make a separate Pre-Application submission to the SAB. Please note that pre-application fees may apply. Further advice can be found at <http://www.valeofglamorgan.gov.uk/en/living/Flooding/Flood-and-Coastal-Erosion/Sustainable-Drainage-Systems.aspx>

As discussed at our meeting, consideration should be given early on in the design process to the integration of SuDS into the layout and I recommended early engagement with the SAB team to ensure any requirements are met.

Section 106 Planning Obligations

The Council's Planning Obligations Supplementary Planning Guidance (SPG) provides the local policy basis for seeking planning obligations through Section 106 Agreements in the Vale of Glamorgan. It sets thresholds for when obligations will be sought, and indicates how they may be calculated.

The Council's SPG is available to view/ download at:

<http://www.valeofglamorgan.gov.uk/Documents/Living/Planning/Policy/SPG/Planning-Obligations-SPG-2018.pdf>

Following consideration of the proposed development, I would advise that the Council is not likely to seek planning obligations covering the following: -

- Sustainable Transport
- Training and Development
- Public Open Space
- Public Art

In addition, and separate to any obligation sought, the Council requires the developer to pay an administration fee, equivalent to 20% of the application fee or 2% of the total financial contribution being sought, whichever is the greater. This fee covers the Council's costs to negotiate, monitor and implement the terms of the necessary Section 106 agreement.

Further discussion on such matters can, of course, be entered into at the time of an application, or as part of any agreed further pre-application submissions. At our meeting it was indicated that there are anticipated to be issues with development viability and therefore a detailed viability assessment would need to be submitted with any planning application to evidence this position and any reduction in S106 obligations. The viability assessment would be reviewed by a suitably qualified independent quantity surveyor, the cost of which would need to be covered by the applicant.

Sustainable Transport

The threshold for Sustainable Transport obligations is commercial developments of 1000 sqm or more. For the provision or enhancement of off-site sustainable transport facilities, having regard to the cost of providing sustainable transport infrastructure and services, a requirement of £2,300 per 100 sqm of commercial floor space applies. So based upon the creation of a 6,000 sqm of floor space, there would be a requirement for a contribution of £138,000 for sustainable transport.

There is an additional requirement for a Travel Plan to be provided where higher and further education developments exceed 2,500 sqm gross floor area.

Public Open Space

In accordance with adopted LDP Policy MD3 (Provision for Open Space) and the aforementioned SPG, it is considered that there would be a requirement for the development to provide a public open space contribution, as it would result in the creation of more than 100 sqm of floorspace. Provision of public open space is important for people's health and well-being. The Policy seeks a ratio of 16 sqm of public open space per full time equivalent employee, which would usually be required to be provided on site. Where it is impractical to provide open space / and or recreational facilities on site or where existing open space provision is deficient in quality in the immediate location, the Council may be willing to accept off site contribution payments in lieu, which would be calculated on the basis of £1,150 person of those not catered for through on site provision.

Notwithstanding the outcome of any viability assessment, it is considered that the development should make provision for some form of public open space on site sufficient to meet the needs of students and staff. Public open space is shown on the submitted illustrative masterplan in the form of a Multi Use Games Area (MUGA) to the rear of the car park, as well as landscaped areas to the rear and front of the building including a central grassed lawn. Whilst these areas would appear to fall short of the 16 sqm per person of public open space required by the SPG on the basis of the total proposed numbers of students and staff, they would not necessarily be unacceptable in terms of size depending on the number of those only attending the site on a part time basis and accessibility to the MUGA, details of which would need to be provided with any planning application. As noted previously, there are concerns that the MUGA would be underutilised as it is located to the rear of the car park which need to be considered however the central lawn is considered to be well sited and framed space in relation to the building.

Training and Development

Training and Development contributions are sought for commercial developments where the floor space to be created exceeds 100 sqm. The SPG states that developers are required to provide training and development for one trainee per 500 sqm of new floor space created, and that this can either be provided on site or a financial contribution of £1255 per trainee. It is recognised that the proposed development would inherently provide a training and development function and as such it is considered likely that the requirement for on-site provision would be suitably provided such a financial contribution in lieu would not be required.

Public Art

The threshold for public art contributions is all major developments and the requirement is a minimum of 1% of the build costs. The provision of public art should be an integral part of the design of major developments. The SPG outlines that public art contribution can be provided by way of integrated public art on site which it is considered could be appropriate in this case, notwithstanding any viability case. Public art could perhaps be provided in the central landscaped area or in the form of an architectural feature incorporated into any revised design which could make the building more distinctive/a landmark on the corner of the road.

Pre Application Consultation

For all applications for 'major' development, there is a statutory requirement for the applicant / developer to consult the community and relevant statutory consultees, and to submit a Pre-Application Consultation (PAC) Report with any application.

Detailed advice can be found here:

https://gov.wales/sites/default/files/publications/2020-02/annex-1-pre-application-consultation-guidance_0.pdf

Required Supporting Documentation

In addition to the submission of standard mandatory supporting documentation such as application forms, plans and a Design and Access Statement (see TAN 12 Design, Appendix 1), please be advised that any application for the above development should also be accompanied by the following additional documentation: -

- Planning Statement
- Design and Access Statement
- Full suite of architectural plans
- PAC Report
- Heritage Impact Statement
- Phase 1 Habitat Survey
- Tree Survey and Tree Protection Plan
- Ground Investigations / Geotechnical Report
- Green Infrastructure Statement
- Landscaping Plan / Scheme
- External Lighting Strategy
- Drainage Strategy
- Flood Consequences Assessment

- Transport Assessment
- Travel Plan

If any subsequent application fails to include the information above, there is a chance it may not be registered and, in any event, it is likely that an application will either be refused or will not be able to be progressed until its satisfactory submission.

Requests for Further Advice

In accordance with the Council's Guidance Note on 'charging for pre-application advice', any further requests for pre-application advice will attract payment of a further fee, and should be made in writing with appropriate supporting documentation.

Development Team Approach – Building Control

Please note if you decide to employ the Council's Building Control team in respect of the proposed development for which you have sought advice, any fees you have paid in respect of this guidance will be taken into account in assessing the relevant Building Regulations fee. All Building Regulations fees are now based on a standard hourly rate with the final fee payable worked out on a risk assessed basis. Accordingly as the Council's officers will have been involved in the project from the earliest stages this will be considered in the final risk assessment based fee for Building Regulations.

Should you have any further questions regarding the above, please contact Laura Fower on the above number.

Yours faithfully

Laura Fower
for Operational Manager Development Management

Please Note:

The advice offered in this response represents an informal opinion, provided in accordance with the Council's Guidance Note on 'charging for pre-application advice'. In particular, it is emphasised that while this pre application advice will be carefully considered in reaching a decision or recommendation on an application, the final decision on any application that you may make can only be taken after we have consulted local people, statutory consultees and any other interested parties. It does not, therefore prejudice any decision which the Local Planning Authority may make should the matter come before them in a formal context.



Vale of Glamorgan Highway Authority Observation Sheet

Planning Application Ref:	2023/00131/PRE
Observations By:	James Aitken
Date:	31 January 2024
Location:	Land to the South of Hood Road, Barry
Proposal:	Proposed redevelopment of vacant brownfield site at Barry Waterfront for a new educational campus for Cardiff and Vale College including landscaping, related infrastructure and engineering works
Case Officer:	Laura Fower

The pre application enquiry has put forward a new Cardiff and Vale College Campus located on vacant land which is generally to the North East of the new Ysgol Sant Baruc Primary school and South of the Goodsheds along Hood Road.

The site is accessed via an existing road off Ffordd Y Mileniwm and a smaller construction access to the East off Hood Road. Active travel routes are present along the site frontage and connect to the wider area and bus stops with shelters are present along Ffordd Y Mileniwm to the South of the proposed site.

The planning note makes reference to the potential for 855 students and 212 staff with the college having a GFA of ~ 6000m². It has not yet been determined as to the split of teaching staff and ancillary staff although this will need to be clarified in any future application to make a proper determination for highways and transportation implications.

1. The latest drawings and information provided indicate that the parking provision for the site will come to 62 parking spaces including 3 disabled and 8 EV charging bays. The Council's Parking standards is outlined below and it should be noted that these are maximum standards and reductions can be approved subject to justifications on location, access to sustainable transport modes and other factors. Without providing a detailed calculation of the parking levels at present, the provision appears to fall drastically short of maximum standards. Therefore, any TA is going to need to demonstrate that

the vast majority of trips to the site will be via sustainable modes. It not reasonably justified, the site will need to provide more parking provision otherwise it could be to the detriment of the surrounding highway network.

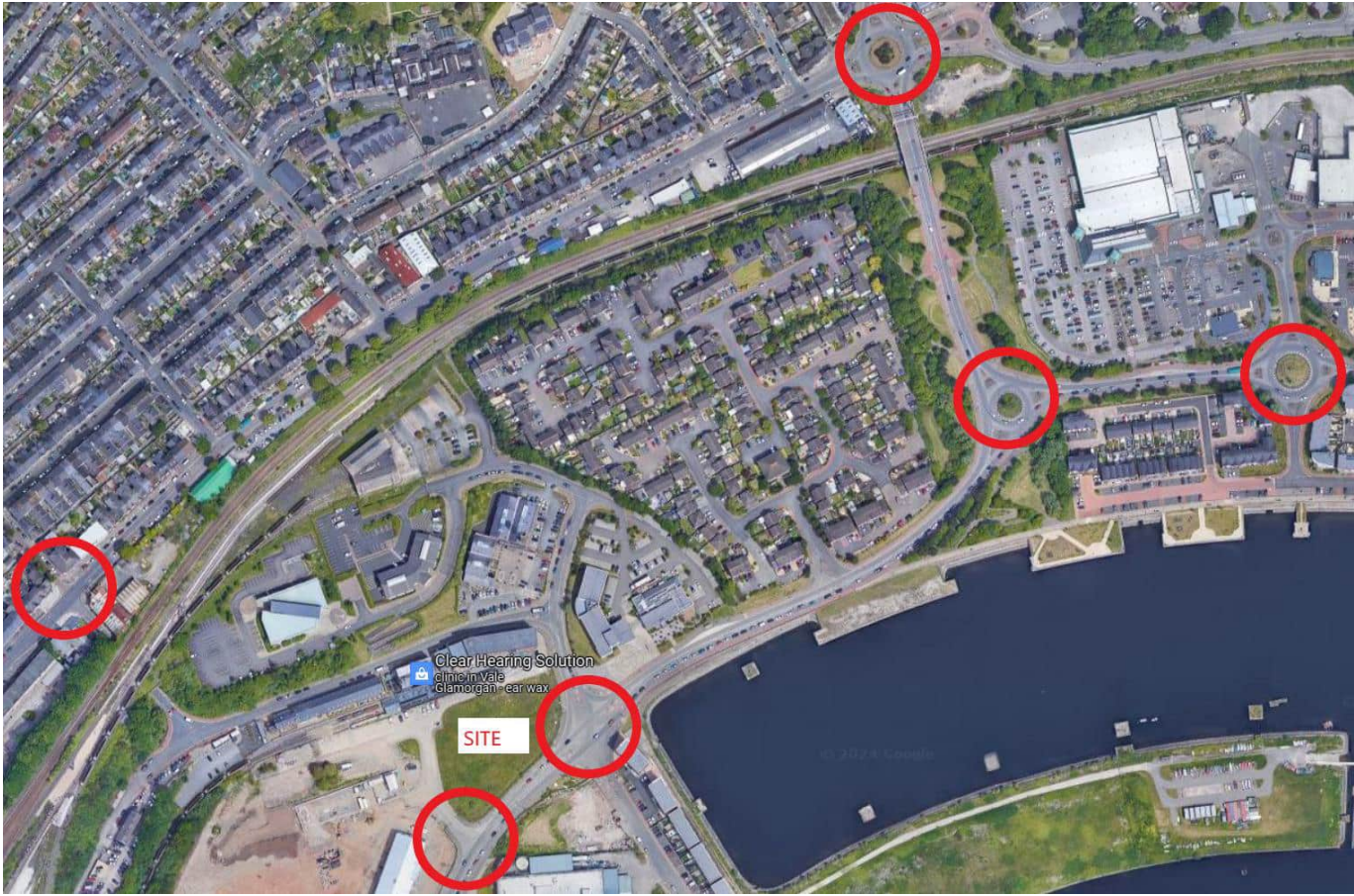
Colleges of Higher / Further Education (See Note 6)	1 commercial vehicle space	1 space per each member of teaching staff, 1 space per 2 ancillary staff, 1 space per 8 students and 5 visitor spaces. Coach parking as required
---	----------------------------	---

2. A maintenance/delivery access is proposed to the east of the development which would utilise the current construction access for the Goodsheds and neighbouring developments. It was always determined that once this access had served its purpose for construction then the access would be stopped up. It is the opinion of the highway authority that vehicles exiting onto Hood Road close to a signalised junction would not be favourable and including the impact on pedestrian safety in the area once the College site is occupied. Therefore, future plans would need to show this access being removed and maintenance and delivery vehicles utilising the main access into the site.
3. A separate commercial vehicle space/area will also need to be provided. The designs should prevent the need for long lengths of reversing.
4. Suitable turning will be required within the site for a 15m coach and appropriate area to pick up and drop off students. Drop off layby has been shown however this will need to be tracked along with internal access road to ensure safe means of access for coaches. Information should be provided as to the envisaged number of coaches/buses to travel to the site.
5. Currently, bus stops on Ffordd Y Mileniwm outside ASDA's are not suitable due to not being sheltered. Development should upgrade to shelters if determined to be of use to the college.
6. Has any provision for E-bike charging areas been proposed? Could lockers and/or showers also be proposed to provide better facilities for people walking/cycling to the site.
7. Cycle parking is located at point C on the drawing. This would require cyclists to travel along the main access road which it is therefore required to extend the shared cycleway footway facility from Ffordd Y Mileniwm into the site until the cyclists reach the cycle stands. No vehicular access is allowed from the existing construction access however we could provide an active travel link.

8. TRO's may be required on the existing access road to prevent students and teachers parking along that stretch. The current road does have some double yellow lines present however this will need to be re-looked at, especially if there is a significant shortfall in parking on the development site.
9. The existing turning head fronting the CAVC site gates and the Ysgol Sant Baruc Gates should be tracked to ensure that any vehicles inadvertently driving into the access road would be able to turn and leave in forward gear if both sets of gates were closed.

Transport Assessment information required.

1. Further information is required with regard to the CAVC rider bus including current and envisaged usage, route, schedule etc. Currently, wording in the TN indicates that this *could* be provided for the new site(s) however it would likely be a necessity if it is proposed to significantly reduce vehicular trips to/from the site.
2. Provide a safer routes plan to indicate routes to the site for walking and cycling.
3. The TA should count the junctions highlighted below and then provide further analysis if required.
 - Ffordd Y Mileniwm/ Site Access
 - Hood Road/Broad Street/Island Road
 - Ffordd Y Mileniwm/Neptune Road/Hood Road
 - Ffordd Y Milenium/Gladstone Bridge Roundabout
 - Ffordd Y Mileniwm (Morristons) roundabout
 - Gladstone Bridge/Broad Street/Gladstone Road A4055 Roundabout





Appendix B

BREEAM

Assessment

Barry Waterfront Campus, Vale of Glamorgan

Transport Assessment

WEPCo Limited

SLR Project No.: 425.002058.00001

27 March 2024

Cardiff and Vale College

CAVC Barry Waterfront College

SLR Project No.: 425.002058.00001

19 December 2023

Revision: V1

BREEAM ASSESSMENT COMPLIANCE

1.0 Introduction

- 1.1 The purpose of this note is to provide a summary of the BREEAM credentials of the site and demonstrate compliance with these requirements.

BREEAM Requirements

- 1.2 The relevant BREEAM Requirements are set out below in relation to the Transport Assessment (TA) and Travel Plan (TP) in line with UK New Construction 2018: TRA 01

Two Credits – Transport assessment and Travel Plan

1. No later than Concept Design stage, undertake a site-specific transport assessment (or develop a travel statement) and draft travel Plan, which can be demonstrably be used to influence the site layout and built form; see Methodology.
2. The site-specific travel assessment (or statement) shall cover as a minimum:
 - 2.a If relevant, travel patterns and attitudes of existing building or site users towards cycling, walking and public transport, to identify relevant constraints and opportunities.
 - 2.b Predicted travel patterns and transport impact of future building or site users.
 - 2.c Current local environment for pedestrians and cyclists, accounting for any age-related requirements of occupants and visitors.



- 2.d Reporting of the number and type of existing accessible amenities, see Table 7.1 below, within 500m of the site.
- 2.e Disabled access accounting for varying levels and types of disability, including visual impairment.
- 2.f Calculation of the existing public transport Accessibility Index (AI), see Methodology on the facing page.
- 2.g Current facilities for cyclists.

1.3 **Table 1** demonstrates compliance with the BREEAM requirements listed above and includes references to the relevant section of the TA or TP where this is demonstrated.

Table 1: BREEAM Requirements

BREEAM Requirement	Relevant Section in TA/TP
2.a	n/a (there are no existing buildings or site users)
2.b	See Chapter 5 'Trip Generation' in the TA
2.c	See Chapter 2 'Existing Conditions' in the TA and TP
2.d	See Chapter 2 'Existing Conditions' in the TA and TP paragraphs 2.21 to 2.26
2.e	See Chapter 4 'Development Proposals' in the TA and TP, paragraphs 4.7 and 4.13.
2.f	See Chapter 2 'Existing Conditions' in the TA and TP paragraphs 2.38 to 2.40 and Appendix B of the TA.
2.g	See Chapter 2 'Existing Conditions' in the TA and TP paragraphs 2.12 to 2.20

Summary

1.4 **Table 1** demonstrates that the BREEAM requirements from TRA 01 have been met within the Transport Assessment and Travel Plan for the proposed BWC site.





Average frequency per hour										
----------------------------	--	--	--	--	--	--	--	--	--	--

NODE 14

Public transport type	
Distance to node (m)	
	Service 1 Service 2 Service 3 Service 4 Service 5 Service 6 Service 7 Service 8 Service 9 Service 10
Average frequency per hour	

NODE 15

Public transport type	
Distance to node (m)	
	Service 1 Service 2 Service 3 Service 4 Service 5 Service 6 Service 7 Service 8 Service 9 Service 10
Average frequency per hour	

NODE 16

Public transport type	
Distance to node (m)	
	Service 1 Service 2 Service 3 Service 4 Service 5 Service 6 Service 7 Service 8 Service 9 Service 10
Average frequency per hour	

NODE 17

Public transport type	
Distance to node (m)	
	Service 1 Service 2 Service 3 Service 4 Service 5 Service 6 Service 7 Service 8 Service 9 Service 10
Average frequency per hour	

NODE 18

Public transport type	
Distance to node (m)	
	Service 1 Service 2 Service 3 Service 4 Service 5 Service 6 Service 7 Service 8 Service 9 Service 10
Average frequency per hour	

NODE 19

Public transport type	
Distance to node (m)	
	Service 1 Service 2 Service 3 Service 4 Service 5 Service 6 Service 7 Service 8 Service 9 Service 10
Average frequency per hour	

NODE 20

Public transport type	
Distance to node (m)	
	Service 1 Service 2 Service 3 Service 4 Service 5 Service 6 Service 7 Service 8 Service 9 Service 10
Average frequency per hour	

Accessibility Index	7.09
---------------------	------



Appendix C Traffic Data

Barry Waterfront Campus, Vale of Glamorgan

Transport Assessment

WEPCo Limited

SLR Project No.: 425.002058.00001

27 March 2024

Job Number & Title: SS1254 Vale Of Glamorgan

Site Location: Site 1 Fford Y Mileniwm (east)

Survey Date: Tuesday 24th October 2023

Site Location Plan



Job Name/ Title

TUESDAY, OCTOBER 24, 2023

Site	Location	Lat / Long	Direction	Start Date	End Date	Posted Speed Limit (PSL)	Total Vehicles	5 Day Ave.	7 Day Ave.	Posted Speed Limit (PSL)		110%(PSL) + 2 (SL1)		DfT PSL+15 (SL2)		Mean Speed	85%ile Speed
										>PSL	>PSL%	>SL1	>SL1%	>SL2	>SL2%		
1	Fford Y Mileniwm (east)	N51.399206 W3.276657	Eastbound	Tuesday, October 24, 2023	Monday, October 30, 2023	20	39114	6224	6519	37184	95.1	27186	69.5	698	1.8	25.7	29.1
			Westbound	Tuesday, October 24, 2023	Monday, October 30, 2023		39795	6327	6633	30493	76.6	20085	50.5	911	2.3	23.6	28.9
			Two-Way	Tuesday, October 24, 2023	Monday, October 30, 2023		78909	12551	13152	67677	86	47271	60	1609	2	25	29



Job Name/ Title		Site	1	Location	Fford Y Mileniwm (east) (N51.399206 W3.276657)										
Tuesday, October 24, 2023		to		Monday, October 30, 2023		Direction		Eastbound							
TIME PERIOD	TOTAL VEHICLES	MOTOR-CYCLES	CARS OR CAR-BASED LGV	LIGHT GOODS VEHICLE S	BUSES	TWO AXLE, SIX TYRE, RIGID	THREE AXLE RIGID	FOUR OR MORE AXLE RIGID	FOUR OR LESS AXLE ARTIC	FIVE AXLE ARTIC	SIX OR MORE AXLE ARTIC	FIVE OR LESS AXLE MULTI-TRAILER ARTIC	SIX AXLE MULTI-TRAILER ARTIC	SEVEN OR MORE AXLE ARTIC	
Tuesday, October 24, 2023															
0000	19	0	19	0	0	0	0	0	0	0	0	0	0	0	
0100	13	0	12	1	0	0	0	0	0	0	0	0	0	0	
0200	11	0	10	1	0	0	0	0	0	0	0	0	0	0	
0300	12	0	11	0	1	0	0	0	0	0	0	0	0	0	
0400	27	0	24	2	0	0	0	0	0	0	1	0	0	0	
0500	68	1	62	5	0	0	0	0	0	0	0	0	0	0	
0600	196	2	173	20	0	0	1	0	0	0	0	0	0	0	
0700	423	3	388	29	0	1	1	0	1	0	0	0	0	0	
0800	576	2	542	30	0	1	0	0	1	0	0	0	0	0	
0900	482	2	456	19	0	4	1	0	0	0	0	0	0	0	
1000	453	1	418	31	0	0	2	0	1	0	0	0	0	0	
1100	479	0	449	26	0	0	1	0	3	0	0	0	0	0	
1200	516	4	493	17	0	1	1	0	0	0	0	0	0	0	
1300	533	2	500	24	0	1	1	0	3	0	0	0	0	2	
1400	572	3	548	16	0	2	1	0	2	0	0	0	0	0	
1500	563	2	532	23	0	0	3	0	0	0	0	2	1	0	
1600	609	3	575	25	0	1	1	0	1	0	1	1	1	0	
1700	578	4	561	10	0	0	1	0	1	0	0	1	0	0	
1800	463	3	445	11	0	1	0	0	3	0	0	0	0	0	
1900	335	2	322	10	0	0	0	0	0	0	0	1	0	0	
2000	206	1	200	5	0	0	0	0	0	0	0	0	0	0	
2100	156	2	148	4	0	1	1	0	0	0	0	0	0	0	
2200	99	0	97	1	0	0	0	0	0	0	1	0	0	0	
2300	47	0	47	0	0	0	0	0	0	0	0	0	0	0	
07-19	6247	29	5907	261	0	12	13	0	16	0	1	4	2	2	
06-22	7140	36	6750	300	0	13	15	0	16	0	1	5	2	2	
06-00	7286	36	6894	301	0	13	15	0	16	0	2	5	2	2	
00-00	7436	37	7032	310	1	13	15	0	16	0	3	5	2	2	

Job Name/ Title		Site	1	Location	Fford Y Mileniwm (east) (N51.399206 W3.276657)										
Tuesday, October 24, 2023		to		Monday, October 30, 2023		Direction		Eastbound							
TIME PERIOD	TOTAL VEHICLES	MOTOR-CYCLES	CARS OR CAR-BASED LGV	LIGHT GOODS VEHICLES	BUSES	TWO AXLE, SIX TYRE, RIGID	THREE AXLE RIGID	FOUR OR MORE AXLE RIGID	FOUR OR LESS AXLE ARTIC	FIVE AXLE ARTIC	SIX OR MORE AXLE ARTIC	FIVE OR LESS AXLE MULTI-TRAILER ARTIC	SIX AXLE MULTI-TRAILER ARTIC	SEVEN OR MORE AXLE ARTIC	
Wednesday, October 25, 2023															
0000	22	0	22	0	0	0	0	0	0	0	0	0	0	0	
0100	8	0	6	1	0	0	0	0	0	0	0	1	0	0	
0200	9	0	9	0	0	0	0	0	0	0	0	0	0	0	
0300	13	0	13	0	0	0	0	0	0	0	0	0	0	0	
0400	26	0	26	0	0	0	0	0	0	0	0	0	0	0	
0500	64	1	54	8	0	0	0	0	1	0	0	0	0	0	
0600	214	1	189	22	0	1	1	0	0	0	0	0	0	0	
0700	435	2	399	33	0	1	0	0	0	0	0	0	0	0	
0800	566	1	522	36	0	3	1	0	2	0	1	0	0	0	
0900	465	6	429	24	0	3	1	0	1	0	0	1	0	0	
1000	447	4	410	29	0	0	2	0	2	0	0	0	0	0	
1100	533	3	502	25	0	2	1	0	0	0	0	0	0	0	
1200	556	3	527	24	0	0	0	0	1	0	0	0	1	0	
1300	553	1	526	21	0	2	0	0	2	0	0	1	0	0	
1400	545	5	515	18	0	2	0	0	4	0	1	0	0	0	
1500	628	7	589	24	0	0	1	0	5	0	2	0	0	0	
1600	580	4	554	17	1	1	2	0	0	0	0	0	1	0	
1700	566	1	544	18	0	1	2	0	0	0	0	0	0	0	
1800	493	3	469	13	0	0	3	0	4	0	0	1	0	0	
1900	346	4	325	13	0	1	1	0	1	0	1	0	0	0	
2000	246	2	241	3	0	0	0	0	0	0	0	0	0	0	
2100	174	1	169	3	0	1	0	0	0	0	0	0	0	0	
2200	110	0	107	3	0	0	0	0	0	0	0	0	0	0	
2300	44	1	43	0	0	0	0	0	0	0	0	0	0	0	
07-19	6367	40	5986	282	1	15	13	0	21	0	4	3	2	0	
06-22	7347	48	6910	323	1	18	15	0	22	0	5	3	2	0	
06-00	7501	49	7060	326	1	18	15	0	22	0	5	3	2	0	
00-00	7643	50	7190	335	1	18	15	0	23	0	5	4	2	0	

Job Name/ Title		Site	Location											
Tuesday, October 24, 2023 to Monday, October 30, 2023		1	Fford Y Mileniwm (east) (N51.399206 W3.276657)											
		Direction Eastbound												
TIME PERIOD	TOTAL VEHICLES	MOTOR-CYCLES	CARS OR CAR-BASED LGV	LIGHT GOODS VEHICLE S	BUSES	TWO AXLE, SIX TYRE, RIGID	THREE AXLE RIGID	FOUR OR MORE AXLE RIGID	FOUR OR LESS AXLE ARTIC	FIVE AXLE ARTIC	SIX OR MORE AXLE ARTIC	FIVE OR LESS AXLE MULTI-TRAILER ARTIC	SIX AXLE MULTI-TRAILER ARTIC	SEVEN OR MORE AXLE ARTIC
Thursday, October 26, 2023														
0000	33	0	31	1	0	0	0	0	0	0	1	0	0	0
0100	18	0	15	3	0	0	0	0	0	0	0	0	0	0
0200	8	0	8	0	0	0	0	0	0	0	0	0	0	0
0300	8	0	7	1	0	0	0	0	0	0	0	0	0	0
0400	38	0	33	3	0	0	0	0	1	0	0	1	0	0
0500	68	2	62	4	0	0	0	0	0	0	0	0	0	0
0600	189	0	170	18	0	0	0	0	1	0	0	0	0	0
0700	440	2	402	34	0	1	0	0	0	0	1	0	0	0
0800	578	3	537	31	0	4	1	0	2	0	0	0	0	0
0900	493	1	461	27	0	2	1	0	1	0	0	0	0	0
1000	496	6	463	17	0	6	3	0	0	0	1	0	0	0
1100	553	3	528	17	0	1	1	0	1	1	0	1	0	0
1200	524	3	504	15	0	0	0	0	1	0	0	1	0	0
1300	532	4	493	29	0	3	2	0	0	0	1	0	0	0
1400	516	6	493	15	0	0	0	0	1	0	1	0	0	0
1500	567	1	542	19	1	0	1	0	3	0	0	0	0	0
1600	618	1	601	12	0	1	1	0	1	0	0	1	0	0
1700	598	4	575	16	0	0	1	0	0	0	0	2	0	0
1800	481	0	463	13	0	0	2	0	3	0	0	0	0	0
1900	343	1	334	8	0	0	0	0	0	0	0	0	0	0
2000	274	0	265	8	0	0	0	0	0	0	1	0	0	0
2100	149	2	141	6	0	0	0	0	0	0	0	0	0	0
2200	91	0	88	2	0	1	0	0	0	0	0	0	0	0
2300	57	0	56	1	0	0	0	0	0	0	0	0	0	0
07-19	6396	34	6062	245	1	18	13	0	13	1	4	5	0	0
06-22	7351	37	6972	285	1	18	13	0	14	1	5	5	0	0
06-00	7499	37	7116	288	1	19	13	0	14	1	5	5	0	0
00-00	7672	39	7272	300	1	19	13	0	15	1	6	6	0	0

Job Name/ Title		Site	Location Fford Y Mileniwm (east) (N51.399206 W3.276657)												
Tuesday, October 24, 2023 to		Monday, October 30, 2023	Direction Eastbound												
TIME PERIOD	TOTAL VEHICLES	MOTOR-CYCLES	CARS OR CAR-BASED LGV	LIGHT GOODS VEHICLE S	BUSES	TWO AXLE, SIX TYRE, RIGID	THREE AXLE RIGID	FOUR OR MORE AXLE RIGID	FOUR OR LESS AXLE ARTIC	FIVE AXLE ARTIC	SIX OR MORE AXLE ARTIC	FIVE OR LESS AXLE MULTI-TRAILER ARTIC	SIX AXLE MULTI-TRAILER ARTIC	SEVEN OR MORE AXLE ARTIC	
Friday, October 27, 2023															
0000	28	0	27	1	0	0	0	0	0	0	0	0	0	0	
0100	14	1	13	0	0	0	0	0	0	0	0	0	0	0	
0200	15	0	12	2	0	0	0	0	0	0	1	0	0	0	
0300	13	0	13	0	0	0	0	0	0	0	0	0	0	0	
0400	30	1	23	3	1	1	0	0	0	0	1	0	0	0	
0500	74	2	68	3	0	0	1	0	0	0	0	0	0	0	
0600	181	1	156	23	0	0	0	0	0	0	1	0	0	0	
0700	401	2	369	28	0	1	0	0	1	0	0	0	0	0	
0800	523	2	496	22	0	2	0	0	1	0	0	0	0	0	
0900	561	1	535	22	1	0	1	0	0	0	1	0	0	0	
1000	524	6	496	20	0	1	0	0	1	0	0	0	0	0	
1100	581	4	550	24	0	0	1	0	2	0	0	0	0	0	
1200	620	4	597	14	1	0	3	0	0	0	0	1	0	0	
1300	611	3	592	12	0	0	2	0	1	0	1	0	0	0	
1400	600	3	576	17	0	0	2	1	1	0	0	0	0	0	
1500	630	5	591	29	0	0	0	0	3	0	2	0	0	0	
1600	596	0	578	16	0	0	0	0	1	0	0	1	0	0	
1700	641	5	616	19	0	0	0	0	0	0	1	0	0	0	
1800	545	5	521	10	0	0	5	0	4	0	0	0	0	0	
1900	392	5	376	9	0	0	2	0	0	0	0	0	0	0	
2000	274	7	254	9	0	0	0	0	4	0	0	0	0	0	
2100	243	0	236	6	0	0	0	0	0	0	1	0	0	0	
2200	151	1	147	3	0	0	0	0	0	0	0	0	0	0	
2300	123	1	122	0	0	0	0	0	0	0	0	0	0	0	
07-19	6833	40	6517	233	2	4	14	1	15	0	5	2	0	0	
06-22	7923	53	7539	280	2	4	16	1	19	0	7	2	0	0	
06-00	8197	55	7808	283	2	4	16	1	19	0	7	2	0	0	
00-00	8371	59	7964	292	3	5	17	1	19	0	9	2	0	0	

Job Name/ Title Site 1 Location Fford Y Mileniwm (east) (N51.399206 W3.276657)
 Tuesday, October 24, 2023 to Monday, October 30, 2023 Direction Eastbound

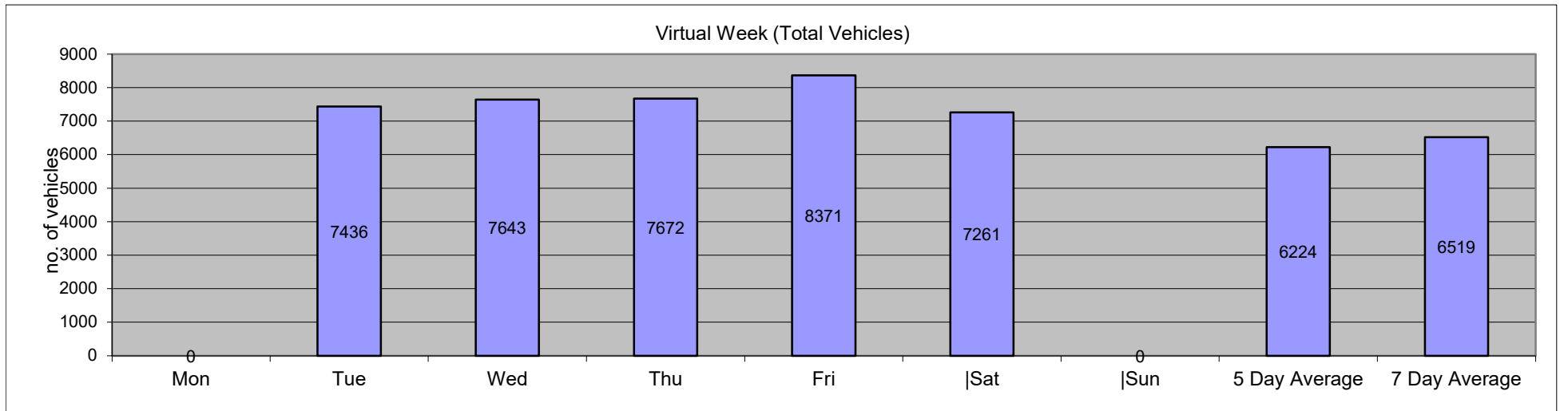
TIME PERIOD	TOTAL VEHICLES	MOTOR-CYCLES	CARS OR CAR-BASED LGV	LIGHT GOODS VEHICLE S	BUSES	TWO AXLE, SIX TYRE, RIGID	THREE AXLE RIGID	FOUR OR MORE AXLE RIGID	FOUR OR LESS AXLE ARTIC	FIVE AXLE ARTIC	SIX OR MORE AXLE ARTIC	FIVE OR LESS AXLE MULTI-TRAILER ARTIC	SIX AXLE MULTI-TRAILER ARTIC	SEVEN OR MORE AXLE ARTIC
-------------	----------------	--------------	-----------------------	-----------------------	-------	---------------------------	------------------	-------------------------	-------------------------	-----------------	------------------------	---------------------------------------	------------------------------	--------------------------

Saturday, October 28, 2023														
0000	72	0	70	1	0	0	0	0	0	0	1	0	0	0
0100	25	2	22	1	0	0	0	0	0	0	0	0	0	0
0200	32	0	31	1	0	0	0	0	0	0	0	0	0	0
0300	18	0	17	0	0	0	0	0	0	0	1	0	0	0
0400	22	0	20	2	0	0	0	0	0	0	0	0	0	0
0500	35	2	32	1	0	0	0	0	0	0	0	0	0	0
0600	78	0	72	6	0	0	0	0	0	0	0	0	0	0
0700	136	1	119	14	0	1	0	0	1	0	0	0	0	0
0800	297	0	283	13	0	1	0	0	0	0	0	0	0	0
0900	467	1	447	18	0	0	1	0	0	0	0	0	0	0
1000	594	4	572	14	0	1	1	0	1	0	0	1	0	0
1100	586	2	569	11	0	0	1	0	1	0	1	1	0	0
1200	616	1	601	9	0	0	3	0	0	0	0	2	0	0
1300	637	2	623	6	1	0	0	0	2	0	2	1	0	0
1400	667	0	646	15	0	2	1	0	2	0	1	0	0	0
1500	575	1	548	16	0	2	6	0	1	0	1	0	0	0
1600	592	4	573	9	0	2	1	0	3	0	0	0	0	0
1700	502	5	483	9	0	3	1	0	1	0	0	0	0	0
1800	415	0	409	3	0	1	1	0	0	0	0	1	0	0
1900	297	1	288	5	0	0	0	0	3	0	0	0	0	0
2000	205	2	194	7	0	0	0	1	0	0	1	0	0	0
2100	173	2	167	3	0	0	0	0	1	0	0	0	0	0
2200	127	1	125	1	0	0	0	0	0	0	0	0	0	0
2300	93	1	89	3	0	0	0	0	0	0	0	0	0	0
07-19	6084	21	5873	137	1	13	16	0	12	0	5	6	0	0
06-22	6837	26	6594	158	1	13	16	1	16	0	6	6	0	0
06-00	7057	28	6808	162	1	13	16	1	16	0	6	6	0	0
00-00	7261	32	7000	168	1	13	16	1	16	0	8	6	0	0

Job Name/ Title Site 1 Location Fford Y Mileniwm (east) (N51.399206 W3.276657)
 Tuesday, October 24, 2023 to Monday, October 30, 2023 Direction Eastbound

TIME PERIOD	TOTAL VEHICLES	MOTOR-CYCLES	CARS OR CAR-BASED LGV	LIGHT GOODS VEHICLE S	BUSES	TWO AXLE, SIX TYRE, RIGID	THREE AXLE RIGID	FOUR OR MORE AXLE RIGID	FOUR OR LESS AXLE ARTIC	FIVE AXLE ARTIC	SIX OR MORE AXLE ARTIC	FIVE OR LESS AXLE MULTI-TRAILER ARTIC	SIX AXLE MULTI-TRAILER ARTIC	SEVEN OR MORE AXLE ARTIC
Average Day														
0000	42	0	40	1	0	0	0	0	0	0	0	0	0	0
0100	20	1	18	1	0	0	0	0	0	0	0	0	0	0
0200	18	0	16	1	0	0	0	0	0	0	0	0	0	0
0300	15	0	14	0	0	0	0	0	0	0	0	0	0	0
0400	27	0	24	2	0	0	0	0	0	0	0	0	0	0
0500	55	1	50	4	0	0	0	0	0	0	0	0	0	0
0600	149	1	132	15	0	0	0	0	0	0	0	0	0	0
0700	313	2	286	24	0	1	0	0	1	0	0	0	0	0
0800	437	1	410	22	0	2	0	0	1	0	0	0	0	0
0900	441	2	416	20	1	2	1	0	0	0	0	0	0	0
1000	439	4	413	19	0	1	1	0	1	0	0	0	0	0
1100	456	2	434	17	0	1	1	0	1	0	0	0	0	0
1200	473	3	455	13	0	0	1	0	0	0	0	1	0	0
1300	479	2	457	15	0	1	1	0	1	0	1	0	0	0
1400	485	3	465	14	0	1	1	0	2	0	1	0	0	0
1500	496	3	469	19	0	0	2	0	2	0	1	0	0	0
1600	500	2	480	13	0	1	1	0	1	0	0	1	0	0
1700	484	3	465	12	0	1	1	0	0	0	0	1	0	0
1800	400	2	385	8	0	0	2	0	2	0	0	0	0	0
1900	286	2	274	8	0	0	1	0	1	0	0	0	0	0
2000	201	2	193	5	0	0	0	0	1	0	0	0	0	0
2100	150	1	144	4	0	0	0	0	0	0	0	0	0	0
2200	96	0	94	2	0	0	0	0	0	0	0	0	0	0
2300	61	1	60	1	0	0	0	0	0	0	0	0	0	0
07-19	5402	29	5133	196	1	10	12	0	13	1	3	3	1	0
06-22	6187	35	5876	228	1	11	13	0	15	1	4	4	1	0
06-00	6344	36	6029	230	1	11	13	0	15	1	4	4	1	0
00-00	6519	38	6191	239	2	11	13	0	15	1	5	4	1	0

Job Name/ Title		Site	Location Fford Y Mileniwm (east) (N51.399206 W3.276657)												
Tuesday, October 24, 2023 to Monday, October 30, 2023		Direction	Eastbound												
TIME PERIOD	TOTAL VEHICLES	MOTOR-CYCLES	CARS OR CAR-BASED LGV	LIGHT GOODS VEHICLES	BUSES	TWO AXLE, SIX TYRE, RIGID	THREE AXLE RIGID	FOUR OR MORE AXLE RIGID	FOUR OR LESS AXLE ARTIC	FIVE AXLE ARTIC	SIX OR MORE AXLE ARTIC	FIVE OR LESS AXLE MULTI-TRAILER ARTIC	SIX AXLE MULTI-TRAILER ARTIC	SEVEN OR MORE AXLE ARTIC	
Virtual Week															
Mon	0	0	0	0	0	0	0	0	0	0	0	0	0	0	
Tue	7436	37	7032	310	1	13	15	0	16	0	3	5	2	2	
Wed	7643	50	7190	335	1	18	15	0	23	0	5	4	2	0	
Thu	7672	39	7272	300	1	19	13	0	15	1	6	6	0	0	
Fri	8371	59	7964	292	3	5	17	1	19	0	9	2	0	0	
Sat	7261	32	7000	168	1	13	16	1	16	0	8	6	0	0	
Sun	0	0	0	0	0	0	0	0	0	0	0	0	0	0	
5 Day Average															
[--]	6224	37	5892	247	1	11	12	0	15	0	5	3	1	0	
7 Day Average															
[--]	6519	38	6191	239	2	11	13	0	15	1	5	4	1	0	
Total Vehicles															
[--]	39114	226	37145	1432	9	68	79	2	89	3	32	23	4	2	



Job Name/ Title										Site	1	Location										Fford Y Mileniwm (east) (N51.399206 W3.276657)			
Tuesday, October 24, 2023					to	Monday, October 30, 2023					Direction	Eastbound					Speed Limit (PSL)		ACPO (SL1)		DfT (SL2)		Mean Speed	85%ile Speed	
Time Period	Total Vehicles	0 5	5 10	10 15	15 20	20 25	25 30	30 35	35 40	40 45	45 50	50 55	55 60	60 130	20	20	24 ACPO	24 ACPO	35 DFT	35 DFT	Mean Speed	85%ile Speed			
Tuesday, October 24, 2023																									
0000	19	0	0	0	2	4	12	1	0	0	0	0	0	0	17	89.47	15	78.95	0	0	25.4	27.8			
0100	13	0	1	0	0	1	6	4	0	1	0	0	0	0	12	92.31	11	84.62	1	7.692	27.6	32.3			
0200	11	0	0	0	1	2	2	5	1	0	0	0	0	0	10	90.91	9	81.82	1	9.091	29.5	34.9			
0300	12	0	0	0	1	4	2	2	2	2	1	0	0	0	11	91.67	9	75	3	25	28.6	39.2			
0400	27	0	0	0	2	3	14	3	4	4	1	0	0	0	25	92.59	23	85.19	5	18.52	28.9	37.4			
0500	68	0	0	1	1	6	30	18	9	2	1	0	0	0	66	97.06	63	92.65	12	17.65	30.1	36.2			
0600	196	0	1	0	1	22	116	44	10	2	0	0	0	0	194	98.98	184	93.88	12	6.122	28.5	32.3			
0700	423	0	0	1	3	91	272	51	5	0	0	0	0	0	419	99.05	371	87.71	5	1.182	26.9	29.6			
0800	576	0	0	0	8	160	318	76	12	1	1	0	0	0	568	98.61	460	79.86	14	2.431	26.9	30.1			
0900	482	0	0	1	10	174	228	64	4	0	1	0	0	0	471	97.72	349	72.41	5	1.037	26.3	30			
1000	453	0	1	0	15	187	218	27	3	2	0	0	0	0	437	96.47	328	72.41	5	1.104	25.6	28.5			
1100	479	0	1	0	18	196	237	27	0	0	0	0	0	0	460	96.03	326	68.06	0	0	25.4	28.4			
1200	516	0	2	1	23	215	246	26	2	1	0	0	0	0	490	94.96	352	68.22	3	0.581	25.2	28.1			
1300	533	0	1	1	26	232	246	24	3	0	0	0	0	0	505	94.75	336	63.04	3	0.563	25	27.7			
1400	572	0	0	5	21	237	273	30	4	1	1	0	0	0	546	95.45	391	68.36	6	1.049	25.4	28.3			
1500	563	0	0	6	53	277	205	19	3	0	0	0	0	0	504	89.52	312	55.42	3	0.533	24.3	27.3			
1600	609	0	1	4	23	286	254	35	6	0	0	0	0	0	581	95.4	392	64.37	6	0.985	25.1	28.6			
1700	578	0	1	6	53	285	194	31	6	0	2	0	0	0	518	89.62	306	52.94	8	1.384	24.3	27.6			
1800	463	0	2	2	21	153	235	46	4	0	0	0	0	0	438	94.6	342	73.87	4	0.864	25.8	29.4			
1900	335	0	0	0	6	82	178	55	8	6	0	0	0	0	329	98.21	272	81.19	14	4.179	27.3	31.2			
2000	206	0	0	0	2	60	111	28	2	3	0	0	0	0	204	99.03	162	78.64	5	2.427	26.9	30.4			
2100	156	0	0	0	6	44	79	24	3	0	0	0	0	0	150	96.15	116	74.36	3	1.923	26.7	30.6			
2200	99	0	0	0	2	18	51	21	6	0	1	0	0	0	97	97.98	84	84.85	7	7.071	28.3	31.7			
2300	47	0	0	0	0	5	24	13	5	0	0	0	0	0	47	100	45	95.74	5	10.64	29.2	33.9			
07-19	6247	0	9	27	274	2493	2926	456	52	5	5	0	0	0	5937	95.04	4265	68.27	62	0.992	25.5	28.6			
06-22	7140	0	10	27	289	2701	3410	607	75	16	5	0	0	0	6814	95.43	4999	70.01	96	1.345	25.7	29.1			
06-00	7286	0	10	27	291	2724	3485	641	86	16	6	0	0	0	6958	95.5	5128	70.38	108	1.482	25.8	29.2			
00-00	7436	0	11	28	298	2744	3551	674	102	21	7	0	0	0	7099	95.47	5258	70.71	130	1.748	25.8	29.3			

Job Name/ Title										Site	1	Location										Fford Y Mileniwm (east) (N51.399206 W3.276657)					
Tuesday, October 24, 2023					to	Monday, October 30, 2023					Direction	Eastbound					Speed Limit (PSL)		ACPO (SL1)		DfT (SL2)		Mean Speed	85%ile Speed			
Time Period	Total Vehicles	0 5	5 10	10 15	15 20	20 25	25 30	30 35	35 40	40 45	45 50	50 55	55 60	60 130	20	20	24 ACPO	24 ACPO	35 DFT	35 DFT	Mean Speed	85%ile Speed					
Wednesday, October 25, 2023																											
0000	22	0	0	0	0	5	12	4	1	0	0	0	0	0	22	100	18	81.82	1	4.545	27.8	31.6					
0100	8	0	0	0	1	0	4	2	1	0	0	0	0	0	7	87.5	7	87.5	1	12.5	29.1	-					
0200	9	0	0	0	0	1	7	0	1	0	0	0	0	0	9	100	8	88.89	1	11.11	28.1	-					
0300	13	0	0	0	0	2	6	4	1	0	0	0	0	0	13	100	12	92.31	1	7.692	29.2	33.1					
0400	26	0	0	0	0	6	8	8	4	0	0	0	0	0	26	100	21	80.77	4	15.38	29.4	35.9					
0500	64	0	0	1	3	6	30	18	5	0	0	1	0	0	60	93.75	58	90.63	6	9.375	29.4	34.9					
0600	214	0	0	0	2	32	115	53	9	3	0	0	0	0	212	99.07	198	92.52	12	5.607	28.6	33					
0700	435	0	0	0	8	115	264	40	8	0	0	0	0	0	427	98.16	350	80.46	8	1.839	26.4	29.4					
0800	566	0	0	1	6	220	297	38	4	0	0	0	0	0	559	98.76	397	70.14	4	0.707	25.8	28.7					
0900	465	0	1	1	11	161	263	26	1	1	0	0	0	0	452	97.2	349	75.05	2	0.43	25.8	28.9					
1000	447	0	3	2	20	185	208	25	4	0	0	0	0	0	422	94.41	289	64.65	4	0.895	25.1	28.2					
1100	533	0	1	3	27	267	211	22	1	1	0	0	0	0	502	94.18	314	58.91	2	0.375	24.7	27.5					
1200	556	0	0	0	22	218	280	32	3	1	0	0	0	0	534	96.04	406	73.02	4	0.719	25.5	28.4					
1300	553	0	0	1	12	216	277	42	4	0	0	0	0	1	540	97.65	394	71.25	5	0.904	26	29					
1400	545	0	0	1	36	237	242	26	3	0	0	0	0	0	508	93.21	344	63.12	3	0.55	25	28					
1500	628	0	2	2	48	306	244	23	3	0	0	0	0	0	576	91.72	361	57.48	3	0.478	24.4	27.4					
1600	580	0	3	0	24	221	293	36	1	2	0	0	0	0	553	95.34	394	67.93	3	0.517	25.4	28.5					
1700	566	0	1	4	19	249	263	27	3	0	0	0	0	0	542	95.76	359	63.43	3	0.53	25.1	28.1					
1800	493	0	1	1	11	186	249	39	2	3	0	0	1	0	480	97.36	348	70.59	6	1.217	25.8	29					
1900	346	0	0	0	5	99	187	43	10	2	0	0	0	0	341	98.55	275	79.48	12	3.468	27	30.1					
2000	246	0	0	0	6	54	133	46	5	1	0	0	0	1	240	97.56	206	83.74	7	2.846	27.3	31.2					
2100	174	0	0	0	1	29	97	37	8	2	0	0	0	0	173	99.43	157	90.23	10	5.747	28.1	32.3					
2200	110	0	0	0	0	24	46	30	5	5	0	0	0	0	110	100	94	85.45	10	9.091	29	33.4					
2300	44	0	0	0	1	6	22	11	3	1	0	0	0	0	43	97.73	38	86.36	4	9.091	28.5	32.5					
07-19	6367	0	12	16	244	2581	3091	376	37	8	0	0	1	1	6095	95.73	4305	67.61	47	0.738	25.4	28.4					
06-22	7347	0	12	16	258	2795	3623	555	69	16	0	0	1	2	7061	96.11	5141	69.97	88	1.198	25.7	28.9					
06-00	7501	0	12	16	259	2825	3691	596	77	22	0	0	1	2	7214	96.17	5273	70.3	102	1.36	25.8	29					
00-00	7643	0	12	17	263	2845	3758	632	90	22	0	1	1	2	7351	96.18	5397	70.61	116	1.518	25.8	29.1					

Job Name/ Title										Site	1	Location										Fford Y Mileniwm (east) (N51.399206 W3.276657)					
Tuesday, October 24, 2023					to	Monday, October 30, 2023					Direction	Eastbound					Speed Limit (PSL)		ACPO (SL1)		DfT (SL2)		Mean	85%ile			
Time	Total	0	5	10	15	20	25	30	35	40	45	50	55	60	20	20	24	24	35	35	Mean	85%ile					
Period	Vehicles	5	10	15	20	25	30	35	40	45	50	55	60	130			ACPO	ACPO	DFT	DFT	Speed	Speed					
Thursday, October 26, 2023																											
0000	33	0	0	0	4	4	17	7	1	0	0	0	0	0	29	87.88	27	81.82	1	3.03	27.2	31.3					
0100	18	0	0	0	0	1	9	6	2	0	0	0	0	0	18	100	17	94.44	2	11.11	29.9	34.9					
0200	8	0	0	0	0	0	4	3	0	1	0	0	0	0	8	100	8	100	1	12.5	30.5	-					
0300	8	0	0	0	0	0	3	4	1	0	0	0	0	0	8	100	8	100	1	12.5	31.2	-					
0400	38	0	0	0	1	5	17	8	7	0	0	0	0	0	37	97.37	34	89.47	7	18.42	29.6	35.8					
0500	68	0	0	0	2	8	18	32	8	0	0	0	0	0	66	97.06	62	91.18	8	11.76	29.9	33.9					
0600	189	0	0	0	5	30	94	49	9	2	0	0	0	0	184	97.35	165	87.3	11	5.82	28.5	32.2					
0700	440	0	0	5	14	96	265	57	2	1	0	0	0	0	421	95.68	366	83.18	3	0.682	26.6	29.6					
0800	578	0	0	0	16	202	319	37	3	1	0	0	0	0	562	97.23	426	73.7	4	0.692	25.9	29					
0900	493	0	1	2	30	148	256	49	3	2	1	0	0	1	460	93.31	363	73.63	7	1.42	26.1	29.1					
1000	496	0	0	1	23	168	274	27	3	0	0	0	0	0	472	95.16	361	72.78	3	0.605	25.6	28.6					
1100	553	0	0	1	22	248	250	30	2	0	0	0	0	0	530	95.84	376	67.99	2	0.362	25.1	28					
1200	524	0	0	1	11	223	259	26	2	1	0	1	0	0	512	97.71	372	70.99	4	0.763	25.6	28.3					
1300	532	0	0	0	29	183	263	51	1	4	0	0	0	1	503	94.55	378	71.05	6	1.128	25.8	29.1					
1400	516	0	0	0	20	203	254	35	2	1	0	1	0	0	496	96.12	344	66.67	4	0.775	25.6	28.7					
1500	567	0	4	2	21	269	245	20	3	2	0	1	0	0	540	95.24	349	61.55	6	1.058	24.9	27.8					
1600	618	0	0	0	65	251	266	30	4	2	0	0	0	0	553	89.48	376	60.84	6	0.971	24.9	28.3					
1700	598	0	2	2	26	255	278	31	2	2	0	0	0	0	568	94.98	398	66.56	4	0.669	25.2	28.3					
1800	481	0	0	0	16	223	208	28	4	2	0	0	0	0	465	96.67	300	62.37	6	1.247	25.2	28.6					
1900	343	0	0	0	8	106	189	36	2	1	1	0	0	0	335	97.67	269	78.43	4	1.166	26.5	29.5					
2000	274	0	0	1	9	69	147	39	8	1	0	0	0	0	264	96.35	213	77.74	9	3.285	26.9	30.6					
2100	149	0	0	2	3	49	65	21	6	2	1	0	0	0	144	96.64	113	75.84	9	6.04	26.9	31.7					
2200	91	0	0	1	1	14	43	24	4	2	1	1	0	0	89	97.8	79	86.81	8	8.791	29	32.9					
2300	57	0	0	0	2	13	24	11	5	2	0	0	0	0	55	96.49	45	78.95	7	12.28	28.1	32.7					
07-19	6396	0	7	14	293	2469	3137	421	31	18	1	3	0	2	6082	95.09	4409	68.93	55	0.86	25.5	28.6					
06-22	7351	0	7	17	318	2723	3632	566	56	24	3	3	0	2	7009	95.35	5169	70.32	88	1.197	25.7	28.9					
06-00	7499	0	7	18	321	2750	3699	601	65	28	4	4	0	2	7153	95.39	5293	70.58	103	1.374	25.8	29					
00-00	7672	0	7	18	328	2768	3767	661	84	29	4	4	0	2	7319	95.4	5449	71.02	123	1.603	25.9	29.1					

Job Name/ Title										Site	1	Location										Fford Y Mileniwm (east) (N51.399206 W3.276657)			
Tuesday, October 24, 2023					to	Monday, October 30, 2023					Direction	Eastbound					Speed Limit (PSL)		ACPO (SL1)		DfT (SL2)		Mean	85%ile	
Time	Total	0	5	10	15	20	25	30	35	40	45	50	55	60	20	20	24	24	35	35	Mean	85%ile			
Period	Vehicles	5	10	15	20	25	30	35	40	45	50	55	60	130			ACPO	ACPO	DFT	DFT	Speed	Speed			
Friday, October 27, 2023																									
0000	28	0	0	0	1	3	11	10	3	0	0	0	0	0	27	96.43	25	89.29	3	10.71	29.2	34.2			
0100	14	0	0	0	0	4	4	4	0	1	0	1	0	0	14	100	12	85.71	2	14.29	30.2	38.1			
0200	15	0	0	1	0	3	6	2	2	0	1	0	0	0	14	93.33	12	80	3	20	28.9	37.6			
0300	13	0	0	0	0	3	6	4	0	0	0	0	0	0	13	100	11	84.62	0	0	27.9	31.2			
0400	30	0	0	0	2	6	10	5	6	1	0	0	0	0	28	93.33	26	86.67	7	23.33	29.1	35.8			
0500	74	0	0	0	2	9	28	22	10	3	0	0	0	0	72	97.3	68	91.89	13	17.57	29.9	35.7			
0600	181	0	0	0	0	20	84	51	21	3	2	0	0	0	181	100	172	95.03	26	14.36	30	35			
0700	401	0	0	1	12	120	215	49	2	1	1	0	0	0	388	96.76	308	76.81	4	0.998	26.4	29.5			
0800	523	0	0	0	11	169	298	41	1	2	1	0	0	0	512	97.9	409	78.2	4	0.765	26.1	28.7			
0900	561	0	0	0	16	203	294	45	2	1	0	0	0	0	545	97.15	416	74.15	3	0.535	25.9	28.9			
1000	524	1	0	1	24	237	229	27	4	1	0	0	0	0	498	95.04	335	63.93	5	0.954	25.1	28.2			
1100	581	0	0	0	22	225	308	22	3	0	1	0	0	0	559	96.21	413	71.08	4	0.688	25.4	28			
1200	620	0	2	3	27	283	276	28	1	0	0	0	0	0	588	94.84	406	65.48	1	0.161	24.9	27.7			
1300	611	0	1	0	28	261	282	37	1	0	0	0	0	1	582	95.25	389	63.67	2	0.327	25.3	28.3			
1400	600	0	1	1	24	260	276	34	3	1	0	0	0	0	574	95.67	389	64.83	4	0.667	25.3	28.4			
1500	630	1	4	11	38	253	293	28	1	1	0	0	0	0	576	91.43	392	62.22	2	0.317	24.6	27.7			
1600	596	0	1	3	23	211	315	42	1	0	0	0	0	0	569	95.47	433	72.65	1	0.168	25.5	28.3			
1700	641	0	1	2	24	270	306	32	3	2	0	0	0	1	614	95.79	406	63.34	6	0.936	25.2	28.3			
1800	545	1	1	3	24	236	230	40	8	0	1	1	0	0	516	94.68	350	64.22	10	1.835	25.3	28.4			
1900	392	0	0	1	15	132	195	43	2	4	0	0	0	0	376	95.92	281	71.68	6	1.531	26.1	29.4			
2000	274	0	0	1	3	71	137	49	8	2	3	0	0	0	270	98.54	234	85.4	13	4.745	27.5	31.3			
2100	243	0	0	1	8	71	118	32	11	2	0	0	0	0	234	96.3	194	79.84	13	5.35	26.9	30.4			
2200	151	0	0	0	0	37	72	33	4	3	2	0	0	0	151	100	132	87.42	9	5.96	28.4	33			
2300	123	0	0	0	0	29	64	20	7	1	1	1	0	0	123	100	101	82.11	10	8.13	28	31.9			
07-19	6833	3	11	25	273	2728	3322	425	30	9	4	1	0	2	6521	95.43	4646	67.99	46	0.673	25.4	28.3			
06-22	7923	3	11	28	299	3022	3856	600	72	20	9	1	0	2	7582	95.7	5527	69.76	104	1.313	25.6	28.7			
06-00	8197	3	11	28	299	3088	3992	653	83	24	12	2	0	2	7856	95.84	5760	70.27	123	1.501	25.7	28.9			
00-00	8371	3	11	29	304	3116	4057	700	104	29	13	3	0	2	8024	95.85	5914	70.65	151	1.804	25.8	29			

Job Name/ Title										Site	1	Location										Fford Y Mileniwm (east) (N51.399206 W3.276657)			
Tuesday, October 24, 2023					to	Monday, October 30, 2023					Direction	Eastbound					Speed Limit (PSL)		ACPO (SL1)		DfT (SL2)		Mean	85%ile	
Time	Total	0	5	10	15	20	25	30	35	40	45	50	55	60	20	20	24	24	35	35	Mean	85%ile			
Period	Vehicles	5	10	15	20	25	30	35	40	45	50	55	60	130			ACPO	ACPO	DFT	DFT	Speed	Speed			
Saturday, October 28, 2023																									
0000	72	0	0	0	0	22	33	14	3	0	0	0	0	0	72	100	59	81.94	3	4.167	27.5	31.4			
0100	25	0	0	0	0	5	10	7	1	1	1	0	0	0	25	100	20	80	3	12	29.1	33.5			
0200	32	0	0	0	0	6	14	9	3	0	0	0	0	0	32	100	27	84.38	3	9.375	28.7	32.7			
0300	18	0	0	0	0	2	8	6	1	1	0	0	0	0	18	100	16	88.89	2	11.11	29.3	33.9			
0400	22	0	0	0	0	4	7	8	0	1	0	2	0	0	22	100	19	86.36	3	13.64	31.2	37.4			
0500	35	0	0	0	1	4	15	11	1	3	0	0	0	0	34	97.14	33	94.29	4	11.43	29.8	34.5			
0600	78	0	0	0	1	14	35	17	9	2	0	0	0	0	77	98.72	67	85.9	11	14.1	29	34.1			
0700	136	0	0	0	1	16	71	39	8	1	0	0	0	0	135	99.26	128	94.12	9	6.618	28.8	32.9			
0800	297	0	0	0	8	55	177	46	10	1	0	0	0	0	289	97.31	254	85.52	11	3.704	27.6	30.8			
0900	467	0	0	1	23	140	259	41	2	0	1	0	0	0	443	94.86	361	77.3	3	0.642	26	28.9			
1000	594	0	3	2	31	261	262	32	2	0	0	0	0	1	558	93.94	386	64.98	3	0.505	25.1	28.4			
1100	586	0	14	1	23	262	261	23	2	0	0	0	0	0	548	93.52	355	60.58	2	0.341	24.6	27.7			
1200	616	2	31	19	30	300	212	21	1	0	0	0	0	0	534	86.69	317	51.46	1	0.162	23.2	27			
1300	637	1	10	16	69	319	202	19	1	0	0	0	0	0	541	84.93	303	47.57	1	0.157	23.4	27.1			
1400	667	0	4	5	91	351	203	12	1	0	0	0	0	0	567	85.01	290	43.48	1	0.15	23.3	27			
1500	575	0	1	6	34	321	187	22	2	1	0	0	1	0	534	92.87	306	53.22	4	0.696	24.3	27.3			
1600	592	0	1	2	29	321	213	22	2	2	0	0	0	0	560	94.59	319	53.89	4	0.676	24.4	27.5			
1700	502	0	0	0	29	180	256	35	2	0	0	0	0	0	473	94.22	357	71.12	2	0.398	25.5	28.7			
1800	415	0	0	0	22	202	151	33	7	0	0	0	0	0	393	94.7	237	57.11	7	1.687	25	28.5			
1900	297	0	0	1	11	78	156	39	10	1	0	0	1	0	285	95.96	232	78.11	12	4.04	26.9	30.4			
2000	205	1	0	0	5	44	110	33	10	2	0	0	0	0	199	97.07	174	84.88	12	5.854	27.6	31.2			
2100	173	0	0	0	3	41	88	36	3	2	0	0	0	0	170	98.27	146	84.39	5	2.89	27.5	31.3			
2200	127	0	0	0	0	32	66	23	6	0	0	0	0	0	127	100	104	81.89	6	4.724	27.5	31.2			
2300	93	0	0	0	6	20	45	16	4	1	0	1	0	0	87	93.55	73	78.49	6	6.452	27.5	31.3			
07-19	6084	3	64	52	390	2728	2454	345	40	5	1	0	1	1	5575	91.63	3613	59.39	48	0.789	24.6	28.2			
06-22	6837	4	64	53	410	2905	2843	470	72	12	1	0	2	1	6306	92.23	4232	61.9	88	1.287	24.9	28.6			
06-00	7057	4	64	53	416	2957	2954	509	82	13	1	1	2	1	6520	92.39	4409	62.48	100	1.417	25	28.7			
00-00	7261	4	64	53	417	3000	3041	564	91	19	2	3	2	1	6723	92.59	4583	63.12	118	1.625	25.1	28.9			

Job Name/ Title										Site	1	Location										Fford Y Mileniwm (east) (N51.399206 W3.276657)					
Tuesday, October 24, 2023					to	Monday, October 30, 2023					Direction	Eastbound					Speed Limit (PSL)		ACPO (SL1)		DfT (SL2)		Mean	85%ile			
Time Period	Total Vehicles	0	5	10	15	20	25	30	35	40	45	50	55	60	20	20	24	24	35	35	Mean	85%ile					
		5	10	15	20	25	30	35	40	45	50	55	60	130			ACPO	ACPO	DFT	DFT	Speed	Speed					
Average Day																											
0000	42	0	0	0	2	8	21	9	2	0	0	0	0	0	40	96	35	83.2	2	5.2	27.8	31.5					
0100	20	0	0	0	0	3	8	6	1	1	0	0	0	0	19	98.31	17	87.29	3	13.56	29.6	34.3					
0200	18	0	0	0	1	3	8	4	2	1	0	0	0	0	17	96.19	15	83.81	2	13.33	28.9	34.5					
0300	15	0	0	0	1	2	6	4	1	0	0	0	0	0	14	95.45	13	86.36	2	10.23	28.8	33.4					
0400	27	0	0	0	1	5	10	6	4	1	0	0	0	0	26	96.91	23	83.95	5	16.67	29.4	35.3					
0500	55	0	0	0	2	6	22	18	6	2	0	0	0	0	53	96.65	50	92.07	8	14.02	29.8	34.9					
0600	149	0	0	0	2	20	77	37	10	2	1	0	0	0	147	98.88	137	91.83	13	8.501	28.9	33.1					
0700	313	0	0	1	6	74	184	41	6	1	0	0	0	0	306	97.61	261	83.14	6	2.021	26.8	30.1					
0800	437	0	0	0	8	137	241	43	7	1	0	0	0	0	429	98.05	336	76.93	8	1.869	26.4	29.5					
0900	441	0	0	1	16	142	234	44	3	1	1	0	0	0	424	96.22	332	75.36	5	1.096	26.2	29.3					
1000	439	0	1	1	19	176	211	27	3	1	0	0	0	0	418	95.18	301	68.58	4	0.873	25.4	28.5					
1100	456	0	3	1	19	200	211	21	1	0	0	0	0	0	434	95.1	297	65.2	2	0.365	25	28					
1200	473	0	6	4	19	207	212	22	2	1	0	0	0	0	444	93.87	309	65.32	2	0.458	24.8	28					
1300	479	0	2	3	28	202	212	29	2	1	0	0	0	1	445	93.04	300	62.67	3	0.592	25	28.2					
1400	485	0	1	2	34	215	208	23	2	1	0	0	0	0	449	92.41	293	60.37	3	0.618	24.8	28.1					
1500	496	0	2	5	34	238	196	19	2	1	0	0	0	0	455	91.77	287	57.8	3	0.605	24.5	27.5					
1600	500	0	1	2	28	215	224	28	2	1	0	0	0	0	469	93.96	319	63.86	3	0.667	25	28.2					
1700	484	0	1	3	28	207	216	26	3	1	0	0	0	0	453	93.59	304	62.94	4	0.793	25	28.2					
1800	400	0	1	1	16	167	179	31	4	1	0	0	0	0	382	95.62	263	65.79	6	1.377	25.5	28.7					
1900	286	0	0	0	8	83	151	36	5	2	0	0	0	0	278	97.26	222	77.58	8	2.802	26.7	30.1					
2000	201	0	0	0	4	50	106	33	6	2	1	0	0	0	196	97.6	165	82.01	8	3.814	27.2	30.9					
2100	150	0	0	1	4	39	75	25	5	1	0	0	0	0	145	97.1	121	80.94	7	4.459	27.2	31					
2200	96	0	0	0	1	21	46	22	4	2	1	0	0	0	96	99.31	82	85.29	7	6.92	28.4	32.7					
2300	61	0	0	0	2	12	30	12	4	1	0	0	0	0	59	97.53	50	82.97	5	8.791	28.1	32.3					
07-19	5402	1	17	24	253	2179	2527	353	37	8	2	1	0	1	5107	94.54	3602	66.68	49	0.898	25.3	28.5					
06-22	6187	1	18	25	270	2371	2936	483	63	15	3	1	1	1	5873	94.93	4246	68.64	84	1.35	25.6	28.9					
06-00	6344	1	18	25	272	2404	3012	517	71	18	4	1	1	1	6028	95.02	4379	69.03	96	1.505	25.6	29					
00-00	6519	1	18	26	277	2431	3087	563	86	22	5	2	1	1	6197	95.07	4531	69.5	116	1.785	25.7	29.1					

Job Name/ Title										Site	Location											
Tuesday, October 24, 2023 to Monday, October 30, 2023										1	Fford Y Mileniwm (east) (N51.399206 W3.276657)											
										Direction	Eastbound											
										Speed Bins					Speed Limit (PSL)		ACPO (SL1)		DfT (SL2)		Mean	85%ile
Time Period	Total Vehicles	0	5	10	15	20	25	30	35	40	45	50	55	60	20	20	24	24	35	35	Mean Speed	85%ile Speed
		5	10	15	20	25	30	35	40	45	50	55	60	130			ACPO	ACPO	DFT	DFT		

Virtual Week

Mon	0	0	0	0	0	0	0	0	0	0	0	0	0	0	0	0	0	0	0	0	-	-
Tue	7436	0	11	28	298	2744	3551	674	102	21	7	0	0	0	7099	95.47	5258	70.71	130	1.748	25.8	29.3
Wed	7643	0	12	17	263	2845	3758	632	90	22	0	1	1	2	7351	96.18	5397	70.61	116	1.518	25.8	29.1
Thu	7672	0	7	18	328	2768	3767	661	84	29	4	4	0	2	7319	95.4	5449	71.02	123	1.603	25.9	29.1
Fri	8371	3	11	29	304	3116	4057	700	104	29	13	3	0	2	8024	95.85	5914	70.65	151	1.804	25.8	29
Sat	7261	4	64	53	417	3000	3041	564	91	19	2	3	2	1	6723	92.59	4583	63.12	118	1.625	25.1	28.9
Sun	0	0	0	0	0	0	0	0	0	0	0	0	0	0	0	0	0	0	0	0	0	0

5 Day Average

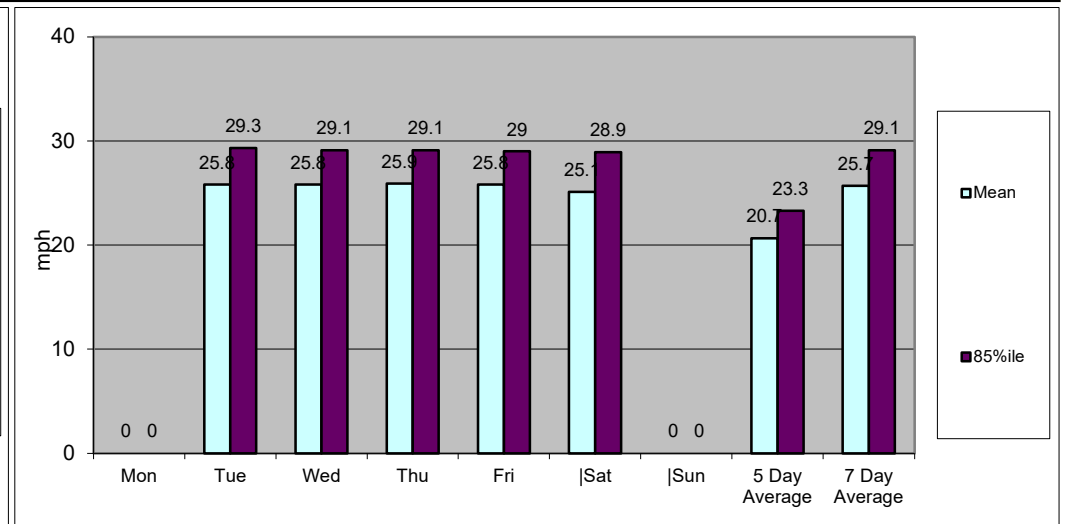
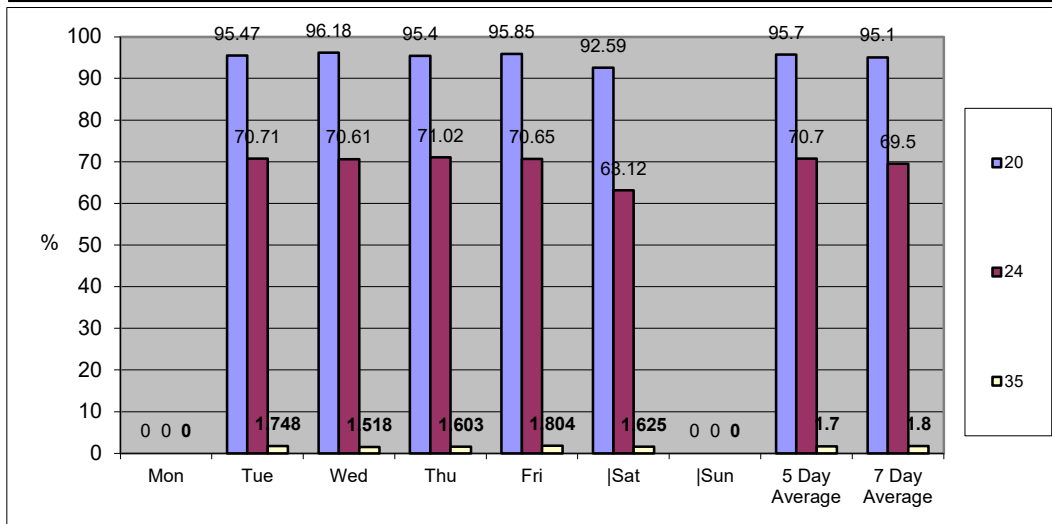
[--]	6224	1	8	18	239	2295	3027	533	76	20	5	2	0	1	5959	95.7	4404	70.7	104	1.7	20.7	23.3
------	------	---	---	----	-----	------	------	-----	----	----	---	---	---	---	------	------	------	------	-----	-----	------	------

7 Day Average

[--]	6519	1	18	26	277	2431	3087	563	86	22	5	2	1	1	6197	95.1	4531	69.5	116	1.8	25.7	29.1
------	------	---	----	----	-----	------	------	-----	----	----	---	---	---	---	------	------	------	------	-----	-----	------	------

Total Vehicles

[--]	39114	7	106	153	1664	14584	18522	3380	517	132	28	11	3	7	37184	95	27186	70	698	2	26	29
------	-------	---	-----	-----	------	-------	-------	------	-----	-----	----	----	---	---	-------	----	-------	----	-----	---	----	----



Job Name/ Title		Site	Location											
Tuesday, October 24, 2023		1	Fford Y Mileniwm (east) (N51.399206 W3.276657)											
Direction		Westbound												
TIME PERIOD	TOTAL VEHICLES	MOTOR-CYCLES	CARS OR CAR-BASED LGV	LIGHT GOODS VEHICLE S	BUSES	TWO AXLE, SIX TYRE, RIGID	THREE AXLE RIGID	FOUR OR MORE AXLE RIGID	FOUR OR LESS AXLE ARTIC	FIVE AXLE ARTIC	SIX OR MORE AXLE ARTIC	FIVE OR LESS AXLE MULTI-TRAILER ARTIC	SIX AXLE MULTI-TRAILER ARTIC	SEVEN OR MORE AXLE ARTIC
Tuesday, October 24, 2023														
0000	27	1	21	4	0	0	1	0	0	0	0	0	0	0
0100	11	0	7	4	0	0	0	0	0	0	0	0	0	0
0200	14	0	12	0	1	0	0	0	0	0	1	0	0	0
0300	8	0	5	1	0	1	1	0	0	0	0	0	0	0
0400	16	0	13	1	0	2	0	0	0	0	0	0	0	0
0500	28	1	21	4	0	1	1	0	0	0	0	0	0	0
0600	92	1	79	10	0	0	2	0	0	0	0	0	0	0
0700	181	2	146	24	2	1	5	0	1	0	0	0	0	0
0800	437	1	379	48	1	3	2	1	2	0	0	0	0	0
0900	511	2	432	65	1	4	2	2	3	0	0	0	0	0
1000	472	1	421	42	0	3	2	1	2	0	0	0	0	0
1100	512	2	446	57	0	4	1	0	2	0	0	0	0	0
1200	550	2	478	60	0	1	0	0	8	0	0	1	0	0
1300	569	6	500	52	0	3	2	1	4	0	1	0	0	0
1400	560	7	501	42	2	1	2	3	2	0	0	0	0	0
1500	653	7	581	50	0	0	6	4	5	0	0	0	0	0
1600	673	4	583	73	0	1	7	1	2	0	0	2	0	0
1700	714	4	630	58	0	0	7	5	8	1	1	0	0	0
1800	545	3	478	51	1	2	3	1	4	0	1	1	0	0
1900	394	1	354	35	0	0	1	0	2	1	0	0	0	0
2000	236	1	215	16	0	0	3	0	1	0	0	0	0	0
2100	189	2	169	13	1	0	2	0	1	0	1	0	0	0
2200	105	0	93	10	0	0	2	0	0	0	0	0	0	0
2300	43	0	38	5	0	0	0	0	0	0	0	0	0	0
07-19	6377	41	5575	622	7	23	39	19	43	1	3	4	0	0
06-22	7288	46	6392	696	8	23	47	19	47	2	4	4	0	0
06-00	7436	46	6523	711	8	23	49	19	47	2	4	4	0	0
00-00	7540	48	6602	725	9	27	52	19	47	2	5	4	0	0

Job Name/ Title		Site	Location Fford Y Mileniwm (east) (N51.399206 W3.276657)												
Tuesday, October 24, 2023 to		Monday, October 30, 2023													
		Direction Westbound													
TIME PERIOD	TOTAL VEHICLES	MOTOR-CYCLES	CARS OR CAR-BASED LGV	LIGHT GOODS VEHICLES	BUSES	TWO AXLE, SIX TYRE, RIGID	THREE AXLE RIGID	FOUR OR MORE AXLE RIGID	FOUR OR LESS AXLE ARTIC	FIVE AXLE ARTIC	SIX OR MORE AXLE ARTIC	FIVE OR LESS AXLE MULTI-TRAILER ARTIC	SIX AXLE MULTI-TRAILER ARTIC	SEVEN OR MORE AXLE ARTIC	
Wednesday, October 25, 2023															
0000	22	0	17	3	0	0	1	0	0	0	0	1	0	0	
0100	13	0	12	0	0	1	0	0	0	0	0	0	0	0	
0200	20	0	15	4	1	0	0	0	0	0	0	0	0	0	
0300	6	0	3	2	0	1	0	0	0	0	0	0	0	0	
0400	14	0	13	0	0	1	0	0	0	0	0	0	0	0	
0500	32	0	25	6	0	1	0	0	0	0	0	0	0	0	
0600	72	0	57	14	0	0	1	0	0	0	0	0	0	0	
0700	220	1	174	34	3	5	2	0	1	0	0	0	0	0	
0800	444	0	371	66	0	4	2	0	1	0	0	0	0	0	
0900	473	2	401	57	2	6	0	1	4	0	0	0	0	0	
1000	444	2	385	46	1	5	1	1	2	0	1	0	0	0	
1100	549	4	472	57	0	5	6	1	3	0	0	1	0	0	
1200	588	5	518	54	0	4	1	1	4	0	1	0	0	0	
1300	541	8	478	49	1	1	1	1	1	0	1	0	0	0	
1400	587	4	519	48	2	4	4	2	4	0	0	0	0	0	
1500	674	3	596	55	1	2	6	4	7	0	0	0	0	0	
1600	737	3	647	69	0	3	3	5	6	1	0	0	0	0	
1700	763	7	669	65	1	4	8	5	2	0	1	0	1	0	
1800	579	6	516	49	0	2	3	1	1	0	1	0	0	0	
1900	428	7	385	33	0	0	0	0	3	0	0	0	0	0	
2000	264	0	244	20	0	0	0	0	0	0	0	0	0	0	
2100	203	2	183	16	1	0	1	0	0	0	0	0	0	0	
2200	107	0	98	8	0	0	0	0	0	0	1	0	0	0	
2300	55	0	50	4	0	1	0	0	0	0	0	0	0	0	
07-19	6599	45	5746	649	11	45	37	22	36	1	5	1	1	0	
06-22	7566	54	6615	732	12	45	39	22	39	1	5	1	1	0	
06-00	7728	54	6763	744	12	46	39	22	39	1	6	1	1	0	
00-00	7835	54	6848	759	13	50	40	22	39	1	6	2	1	0	

Job Name/ Title		Site 1 Location Fford Y Mileniwm (east) (N51.399206 W3.276657)												
Tuesday, October 24, 2023 to		Monday, October 30, 2023												
		Direction Westbound												
TIME PERIOD	TOTAL VEHICLES	MOTOR-CYCLES	CARS OR CAR-BASED LGV	LIGHT GOODS VEHICLE S	BUSES	TWO AXLE, SIX TYRE, RIGID	THREE AXLE RIGID	FOUR OR MORE AXLE RIGID	FOUR OR LESS AXLE ARTIC	FIVE AXLE ARTIC	SIX OR MORE AXLE ARTIC	FIVE OR LESS AXLE MULTI-TRAILER ARTIC	SIX AXLE MULTI-TRAILER ARTIC	SEVEN OR MORE AXLE ARTIC
Thursday, October 26, 2023														
0000	26	1	22	3	0	0	0	0	0	0	0	0	0	0
0100	14	0	9	4	0	0	1	0	0	0	0	0	0	0
0200	15	0	10	2	1	1	0	0	0	0	1	0	0	0
0300	9	0	5	3	0	1	0	0	0	0	0	0	0	0
0400	17	0	13	1	0	2	0	0	1	0	0	0	0	0
0500	31	0	27	4	0	0	0	0	0	0	0	0	0	0
0600	72	1	63	8	0	0	0	0	0	0	0	0	0	0
0700	224	0	179	35	2	4	2	2	0	0	0	0	0	0
0800	441	0	381	42	2	4	3	2	5	1	1	0	0	0
0900	475	3	413	50	0	6	1	0	2	0	0	0	0	0
1000	477	1	411	58	0	4	2	1	0	0	0	0	0	0
1100	565	4	494	49	1	4	2	1	8	0	1	1	0	0
1200	585	3	513	52	0	4	5	1	7	0	0	0	0	0
1300	550	6	481	55	0	2	1	0	5	0	0	0	0	0
1400	529	4	474	46	0	0	1	2	1	0	1	0	0	0
1500	688	4	610	54	3	1	8	2	5	0	0	1	0	0
1600	716	6	616	77	0	1	4	3	7	0	2	0	0	0
1700	757	5	674	65	0	3	1	5	4	0	0	0	0	0
1800	510	7	459	44	0	0	0	0	0	0	0	0	0	0
1900	418	1	382	25	1	1	2	0	5	0	1	0	0	0
2000	288	0	261	25	0	1	1	0	0	0	0	0	0	0
2100	188	2	178	7	1	0	0	0	0	0	0	0	0	0
2200	111	1	95	13	0	0	1	0	1	0	0	0	0	0
2300	70	0	62	7	0	1	0	0	0	0	0	0	0	0
07-19	6517	43	5705	627	8	33	30	19	44	1	5	2	0	0
06-22	7483	47	6589	692	10	35	33	19	49	1	6	2	0	0
06-00	7664	48	6746	712	10	36	34	19	50	1	6	2	0	0
00-00	7776	49	6832	729	11	40	35	19	51	1	7	2	0	0

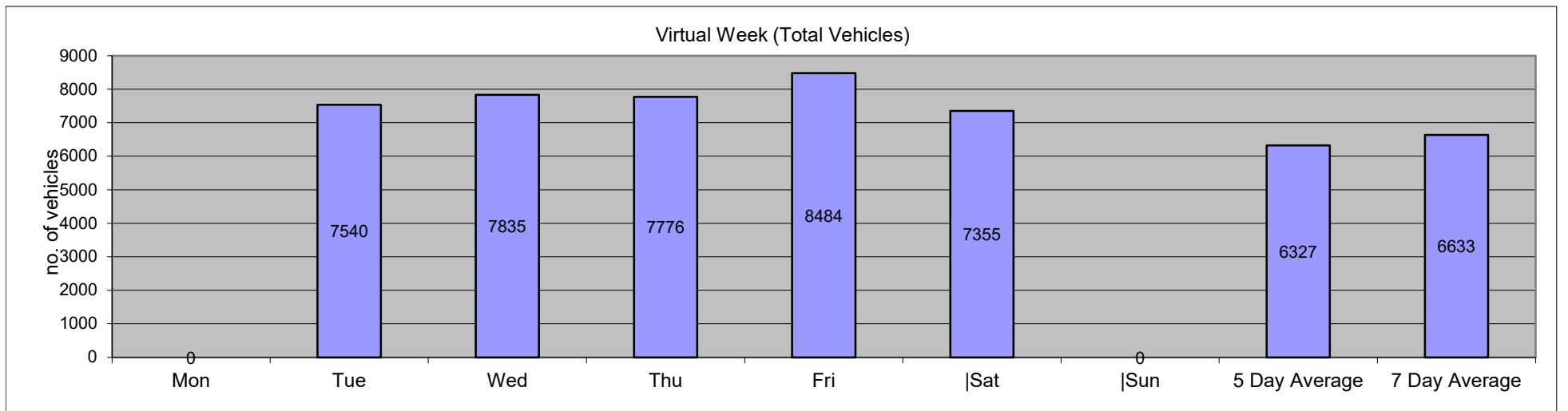
Job Name/ Title		Site	Location Fford Y Mileniwm (east) (N51.399206 W3.276657)												
Tuesday, October 24, 2023 to		monday, October 30, 2023	Direction Westbound												
TIME PERIOD	TOTAL VEHICLES	MOTOR-CYCLES	CARS OR CAR-BASED LGV	LIGHT GOODS VEHICLE S	BUSES	TWO AXLE, SIX TYRE, RIGID	THREE AXLE RIGID	FOUR OR MORE AXLE RIGID	FOUR OR LESS AXLE ARTIC	FIVE AXLE ARTIC	SIX OR MORE AXLE ARTIC	FIVE OR LESS AXLE MULTI-TRAILER ARTIC	SIX AXLE MULTI-TRAILER ARTIC	SEVEN OR MORE AXLE ARTIC	
Friday, October 27, 2023															
0000	34	1	27	4	0	1	1	0	0	0	0	0	0	0	
0100	17	1	13	2	0	0	0	0	0	0	1	0	0	0	
0200	16	0	13	3	0	0	0	0	0	0	0	0	0	0	
0300	12	0	9	1	0	1	0	0	0	0	1	0	0	0	
0400	22	0	13	6	1	2	0	0	0	0	0	0	0	0	
0500	39	0	30	5	0	3	0	0	0	0	1	0	0	0	
0600	75	0	65	8	0	1	1	0	0	0	0	0	0	0	
0700	202	1	168	26	1	1	2	0	3	0	0	0	0	0	
0800	479	1	407	55	2	5	4	1	2	0	1	1	0	0	
0900	522	1	455	53	2	3	3	1	3	0	0	0	1	0	
1000	510	2	464	37	0	1	2	1	2	0	0	0	1	0	
1100	571	4	495	58	1	6	2	1	3	0	0	1	0	0	
1200	679	3	616	47	0	2	2	5	3	0	1	0	0	0	
1300	645	3	583	48	0	2	1	3	4	0	0	1	0	0	
1400	636	4	572	47	1	3	3	2	2	0	1	0	0	1	
1500	694	3	633	36	0	1	9	3	9	0	0	0	0	0	
1600	776	7	682	69	2	1	4	2	7	1	0	1	0	0	
1700	718	4	655	42	0	2	4	2	7	0	0	2	0	0	
1800	590	8	521	53	0	0	2	1	5	0	0	0	0	0	
1900	418	6	376	29	0	3	3	0	1	0	0	0	0	0	
2000	323	12	285	25	0	0	1	0	0	0	0	0	0	0	
2100	248	1	216	27	1	0	1	0	1	0	1	0	0	0	
2200	144	0	132	12	0	0	0	0	0	0	0	0	0	0	
2300	114	0	102	11	0	0	0	0	0	0	1	0	0	0	
07-19	7022	41	6251	571	9	27	38	22	50	1	3	6	2	1	
06-22	8086	60	7193	660	10	31	44	22	52	1	4	6	2	1	
06-00	8344	60	7427	683	10	31	44	22	52	1	5	6	2	1	
00-00	8484	62	7532	704	11	38	45	22	52	1	8	6	2	1	

Job Name/ Title		Site 1 Location Fford Y Mileniwm (east) (N51.399206 W3.276657)													
Tuesday, October 24, 2023		to Monday, October 30, 2023													
		Direction Westbound													
TIME PERIOD	TOTAL VEHICLES	MOTOR-CYCLES	CARS OR CAR-BASED LGV	LIGHT GOODS VEHICLE S	BUSES	TWO AXLE, SIX TYRE, RIGID	THREE AXLE RIGID	FOUR OR MORE AXLE RIGID	FOUR OR LESS AXLE ARTIC	FIVE AXLE ARTIC	SIX OR MORE AXLE ARTIC	FIVE OR LESS AXLE MULTI-TRAILER ARTIC	SIX AXLE MULTI-TRAILER ARTIC	SEVEN OR MORE AXLE ARTIC	
Saturday, October 28, 2023															
0000	64	2	52	10	0	0	0	0	0	0	0	0	0	0	
0100	50	0	45	5	0	0	0	0	0	0	0	0	0	0	
0200	27	2	22	2	0	0	0	0	0	0	1	0	0	0	
0300	21	0	13	6	1	1	0	0	0	0	0	0	0	0	
0400	14	0	12	1	0	1	0	0	0	0	0	0	0	0	
0500	24	0	18	6	0	0	0	0	0	0	0	0	0	0	
0600	59	1	49	8	0	0	1	0	0	0	0	0	0	0	
0700	130	2	108	17	1	1	0	0	1	0	0	0	0	0	
0800	261	0	228	26	0	4	2	0	1	0	0	0	0	0	
0900	454	1	412	37	0	1	1	0	2	0	0	0	0	0	
1000	594	11	523	38	1	4	7	3	5	0	1	1	0	0	
1100	667	6	598	36	0	1	8	5	8	0	2	1	0	2	
1200	645	1	589	28	4	0	8	6	9	0	0	0	0	0	
1300	645	2	599	16	4	0	12	3	8	0	1	0	0	0	
1400	631	3	572	40	0	0	6	4	6	0	0	0	0	0	
1500	612	6	543	51	0	1	3	2	6	0	0	0	0	0	
1600	579	1	527	40	1	1	3	2	3	0	0	1	0	0	
1700	503	6	443	46	0	1	4	1	1	0	0	1	0	0	
1800	447	1	416	24	0	0	2	1	2	0	0	1	0	0	
1900	304	1	274	23	0	1	2	0	2	0	1	0	0	0	
2000	225	0	205	17	0	0	1	1	1	0	0	0	0	0	
2100	152	2	134	16	0	0	0	0	0	0	0	0	0	0	
2200	136	2	117	14	0	0	1	0	2	0	0	0	0	0	
2300	111	0	96	14	0	0	1	0	0	0	0	0	0	0	
07-19	6168	40	5558	399	11	14	56	27	52	0	4	5	0	2	
06-22	6908	44	6220	463	11	15	60	28	55	0	5	5	0	2	
06-00	7155	46	6433	491	11	15	62	28	57	0	5	5	0	2	
00-00	7355	50	6595	521	12	17	62	28	57	0	6	5	0	2	

Job Name/ Title		Site 1 Location Fford Y Mileniwm (east) (N51.399206 W3.276657)												
Tuesday, October 24, 2023		to Monday, October 30, 2023												
		Direction Westbound												
TIME PERIOD	TOTAL VEHICLES	MOTOR-CYCLES	CARS OR CAR-BASED LGV	LIGHT GOODS VEHICLE S	BUSES	TWO AXLE, SIX TYRE, RIGID	THREE AXLE RIGID	FOUR OR MORE AXLE RIGID	FOUR OR LESS AXLE ARTIC	FIVE AXLE ARTIC	SIX OR MORE AXLE ARTIC	FIVE OR LESS AXLE MULTI-TRAILER ARTIC	SIX AXLE MULTI-TRAILER ARTIC	SEVEN OR MORE AXLE ARTIC
Average Day														
0000	41	1	34	5	0	0	1	0	0	0	0	0	0	0
0100	27	0	23	3	0	0	0	0	0	0	0	0	0	0
0200	21	0	16	3	1	0	0	0	0	0	1	0	0	0
0300	13	0	9	3	0	1	0	0	0	0	0	0	0	0
0400	18	0	15	2	0	1	0	0	0	0	0	0	0	0
0500	29	0	24	5	0	1	0	0	0	0	0	0	0	0
0600	65	1	55	9	0	0	1	0	0	0	0	0	0	0
0700	167	1	136	24	2	2	2	0	1	0	0	0	0	0
0800	361	1	310	41	1	3	2	1	2	0	0	0	0	0
0900	443	2	384	48	1	3	1	1	2	0	0	0	0	0
1000	441	3	390	39	0	3	2	1	2	0	0	0	0	0
1100	478	3	418	43	0	3	3	1	4	0	1	1	0	0
1200	508	2	453	40	1	2	3	2	5	0	0	0	0	0
1300	492	4	440	37	1	1	3	1	4	0	1	0	0	0
1400	491	4	441	37	1	1	3	2	3	0	0	0	0	0
1500	555	4	495	41	1	1	5	3	5	0	0	0	0	0
1600	580	4	509	55	1	1	4	2	4	0	0	1	0	0
1700	578	4	514	46	0	2	4	3	4	0	0	1	0	0
1800	445	4	398	37	0	1	2	1	2	0	0	0	0	0
1900	327	3	295	24	0	1	1	0	2	0	0	0	0	0
2000	223	2	202	17	0	0	1	0	0	0	0	0	0	0
2100	164	2	147	13	1	0	1	0	0	0	0	0	0	0
2200	101	1	89	10	0	0	1	0	1	0	0	0	0	0
2300	66	0	58	7	0	0	0	0	0	0	0	0	0	0
07-19	5539	36	4887	487	8	24	34	19	38	1	3	3	1	1
06-22	6317	42	5586	550	9	25	37	19	40	1	4	3	1	1
06-00	6483	43	5733	567	9	25	38	19	41	1	4	3	1	1
00-00	6633	45	5853	587	10	29	39	19	41	1	6	3	1	1

Job Name/ Title Site 1 Location Fford Y Mileniwm (east) (N51.399206 W3.276657)
 Tuesday, October 24, 2023 to Monday, October 30, 2023 Direction Westbound

TIME PERIOD	TOTAL VEHICLES	MOTOR-CYCLES	CARS OR CAR-BASED LGV	LIGHT GOODS VEHICLES	BUSES	TWO AXLE, SIX TYRE, RIGID	THREE AXLE RIGID	FOUR OR MORE AXLE RIGID	FOUR OR LESS AXLE ARTIC	FIVE AXLE ARTIC	SIX OR MORE AXLE ARTIC	FIVE OR LESS AXLE MULTI-TRAILER ARTIC	SIX AXLE MULTI-TRAILER ARTIC	SEVEN OR MORE AXLE ARTIC
Virtual Week														
Mon	0	0	0	0	0	0	0	0	0	0	0	0	0	0
Tue	7540	48	6602	725	9	27	52	19	47	2	5	4	0	0
Wed	7835	54	6848	759	13	50	40	22	39	1	6	2	1	0
Thu	7776	49	6832	729	11	40	35	19	51	1	7	2	0	0
Fri	8484	62	7532	704	11	38	45	22	52	1	8	6	2	1
Sat	7355	50	6595	521	12	17	62	28	57	0	6	5	0	2
Sun	0	0	0	0	0	0	0	0	0	0	0	0	0	0
5 Day Average														
[--]	6327	43	5563	583	9	31	34	16	38	1	5	3	1	0
7 Day Average														
[--]	6633	45	5853	587	10	29	39	19	41	1	6	3	1	1
Total Vehicles														
[--]	39795	267	35119	3519	59	174	235	112	246	5	34	19	3	3



Job Name/ Title										Site	1	Location										Fford Y Mileniwm (east) (N51.399206 W3.276657)										
Tuesday, October 24, 2023					to					monday, October 30, 2023					Direction		Westbound								Speed Limit (PSL)		ACPO (SL1)		DFT (SL2)		Mean Speed	85%ile Speed
Time Period	Total Vehicles	0	5	10	15	20	25	30	35	40	45	50	55	60	60	130	20	20	24	24	35	35	Mean Speed	85%ile Speed								
		5	10	15	20	25	30	35	40	45	50	55	60	60	130			ACPO	ACPO	DFT	DFT											
Tuesday, October 24, 2023																																
0000	27	0	0	0	1	7	11	5	1	2	0	0	0	0	0	26	96.3	23	85.19	3	11.11	28.2	34									
0100	11	0	0	0	0	3	4	1	3	0	0	0	0	0	11	100	9	81.82	3	27.27	29.1	37.3										
0200	14	0	0	0	2	4	7	1	0	0	0	0	0	0	12	85.71	8	57.14	0	0	25	29.1										
0300	8	0	0	0	0	1	2	2	2	1	0	0	0	0	8	100	7	87.5	3	37.5	32.7	-										
0400	16	0	0	0	0	2	8	3	2	1	0	0	0	0	16	100	14	87.5	3	18.75	29.4	35.8										
0500	28	0	0	0	1	2	12	10	1	1	1	0	0	0	27	96.43	27	96.43	3	10.71	30.3	34.2										
0600	92	0	0	0	2	15	42	27	4	2	0	0	0	0	90	97.83	81	88.04	6	6.522	28.8	33.6										
0700	181	0	0	2	15	55	77	23	7	1	1	0	0	0	164	90.61	122	67.4	9	4.972	26.1	30.5										
0800	437	0	3	8	41	144	193	37	9	2	0	0	0	0	385	88.1	271	62.01	11	2.517	25.2	29.3										
0900	511	0	2	15	43	161	223	61	5	0	1	0	0	0	451	88.26	330	64.58	6	1.174	25.2	29.5										
1000	472	0	0	10	59	171	179	46	7	0	0	0	0	0	403	85.38	280	59.32	7	1.483	24.8	29.3										
1100	512	0	1	11	46	200	205	43	4	1	1	0	0	0	454	88.67	313	61.13	6	1.172	24.9	28.9										
1200	550	0	1	5	75	245	185	34	4	1	0	0	0	0	469	85.27	288	52.36	5	0.909	24.2	28										
1300	569	0	0	9	80	218	215	40	7	0	0	0	0	0	480	84.36	320	56.24	7	1.23	24.4	28.6										
1400	560	0	7	28	66	205	199	39	12	2	1	0	0	1	459	81.96	302	53.93	16	2.857	24.2	29.1										
1500	653	3	47	128	165	209	82	18	1	0	0	0	0	0	310	47.47	143	21.9	1	0.153	19.1	25.2										
1600	673	0	6	50	118	214	234	47	4	0	0	0	0	0	499	74.15	323	47.99	4	0.594	23.2	28.6										
1700	714	0	6	59	159	259	197	25	5	1	3	0	0	0	490	68.63	280	39.22	9	1.261	22.3	27.2										
1800	545	3	9	28	98	218	160	22	6	1	0	0	0	0	407	74.68	239	43.85	7	1.284	22.9	27.7										
1900	394	0	0	2	33	151	152	44	9	3	0	0	0	0	359	91.12	246	62.44	12	3.046	25.5	29.5										
2000	236	0	0	0	21	76	104	33	2	0	0	0	0	0	215	91.1	150	63.56	2	0.847	25.7	30										
2100	189	0	0	2	23	72	62	21	7	1	1	0	0	0	164	86.77	112	59.26	9	4.762	25.4	30.3										
2200	105	0	0	0	9	29	41	20	3	1	2	0	0	0	96	91.43	76	72.38	6	5.714	26.8	32.1										
2300	43	0	0	0	1	12	17	7	5	0	1	0	0	0	42	97.67	32	74.42	6	13.95	28.1	34.3										
07-19	6377	6	82	353	965	2299	2149	435	71	9	7	0	0	1	4971	77.95	3211	50.35	88	1.38	23.6	28.5										
06-22	7288	6	82	357	1044	2613	2509	560	93	15	8	0	0	1	5799	79.57	3800	52.14	117	1.605	23.9	28.7										
06-00	7436	6	82	357	1054	2654	2567	587	101	16	11	0	0	1	5937	79.84	3908	52.56	129	1.735	23.9	28.9										
00-00	7540	6	82	357	1058	2673	2611	609	110	21	12	0	0	1	6037	80.07	3996	53	144	1.91	24	28.9										

Job Name/ Title															Site		1		Location		Fford Y Mileniwm (east) (N51.399206 W3.276657)									
Tuesday, October 24, 2023					to					monday, October 30, 2023					Direction		Westbound		Speed Limit		ACPO (SL1)		DFT (SL2)		Mean	85%ile				
Time Period	Total Vehicles	Speed Bins													(PSL)		ACPO		DFT		Speed	Speed								
		0	5	10	15	20	25	30	35	40	45	50	55	60	20	20	24	24	35	35										
		5	10	15	20	25	30	35	40	45	50	55	60	130			ACPO	ACPO	DFT	DFT										
Wednesday, October 25, 2023																														
0000	22	0	0	0	2	5	8	4	1	1	0	1	0	0	20	90.91	15	68.18	3	13.64	28.5	35.7								
0100	13	0	0	0	1	3	3	3	2	1	0	0	0	0	12	92.31	10	76.92	3	23.08	29.5	36.5								
0200	20	0	0	0	0	4	8	7	1	0	0	0	0	0	20	100	17	85	1	5	28.3	32.7								
0300	6	0	0	0	0	1	3	1	1	0	0	0	0	0	6	100	5	83.33	1	16.67	28	-								
0400	14	0	0	0	0	8	4	2	0	0	0	0	0	0	14	100	9	64.29	0	0	24.8	30								
0500	32	0	0	0	3	8	10	8	3	0	0	0	0	0	29	90.63	23	71.88	3	9.375	27.4	34.6								
0600	72	0	0	1	6	15	31	10	7	2	0	0	0	0	65	90.28	54	75	9	12.5	27.5	34.4								
0700	220	0	0	5	29	95	67	19	4	0	1	0	0	0	186	84.55	123	55.91	5	2.273	24.4	28.5								
0800	444	0	2	13	43	153	191	32	9	1	0	0	0	0	386	86.94	275	61.94	10	2.252	24.9	28.7								
0900	473	0	0	11	52	225	145	34	5	0	1	0	0	0	410	86.68	234	49.47	6	1.268	24.2	28.5								
1000	444	0	0	10	59	191	162	20	2	0	0	0	0	0	375	84.46	236	53.15	2	0.45	23.9	27.9								
1100	549	3	9	36	97	210	152	37	4	1	0	0	0	0	404	73.59	237	43.17	5	0.911	22.8	28.1								
1200	588	1	1	20	93	233	189	47	4	0	0	0	0	0	473	80.44	280	47.62	4	0.68	23.8	28.4								
1300	541	0	7	15	56	204	203	52	2	2	0	0	0	0	463	85.58	299	55.27	4	0.739	24.5	29								
1400	587	0	2	17	77	218	224	46	2	0	1	0	0	0	491	83.65	325	55.37	3	0.511	24.2	28.6								
1500	674	3	16	64	148	242	160	37	4	0	0	0	0	0	443	65.73	240	35.61	4	0.593	21.7	27.2								
1600	737	0	12	61	117	273	239	29	6	0	0	0	0	0	547	74.22	334	45.32	6	0.814	22.7	27.6								
1700	763	2	14	86	188	321	121	25	4	1	1	0	0	0	473	61.99	212	27.79	6	0.786	21	25.8								
1800	579	0	1	37	117	212	162	41	7	1	1	0	0	0	424	73.23	256	44.21	9	1.554	23.1	28.3								
1900	428	0	0	4	37	149	163	56	12	4	1	1	1	0	387	90.42	285	66.59	19	4.439	26.1	30.8								
2000	264	0	0	1	17	68	112	55	9	0	1	1	0	0	246	93.18	198	75	11	4.167	27	31.8								
2100	203	0	0	1	16	47	75	52	7	2	2	0	0	1	186	91.63	147	72.41	12	5.911	27.7	32.5								
2200	107	0	0	1	0	13	44	37	7	2	0	1	1	1	106	99.07	97	90.65	12	11.21	30.1	34								
2300	55	0	0	0	2	16	22	7	7	1	0	0	0	0	53	96.36	41	74.55	8	14.55	27.9	34.8								
07-19	6599	9	64	375	1076	2577	2015	419	53	6	5	0	0	0	5075	76.91	3051	46.23	64	0.97	23.2	28.1								
06-22	7566	9	64	382	1152	2856	2396	592	88	14	9	2	1	1	5959	78.76	3735	49.37	115	1.52	23.7	28.5								
06-00	7728	9	64	383	1154	2885	2462	636	102	17	9	3	2	2	6118	79.17	3873	50.12	135	1.747	23.8	28.7								
00-00	7835	9	64	383	1160	2914	2498	661	110	19	9	4	2	2	6219	79.37	3952	50.44	146	1.863	23.8	28.7								

Job Name/ Title										Site	1	Location										Fford Y Mileniwm (east) (N51.399206 W3.276657)																				
Tuesday, October 24, 2023					to					monday, October 30, 2023					Direction		Westbound								Speed Limit (PSL)		ACPO (SL1)		DFT (SL2)		Mean	85%ile										
Time Period	Total Vehicles	0	5	10	15	20	25	30	35	40	45	50	55	60	20	20	24	24	35	35	Mean	85%ile																				
		5	10	15	20	25	30	35	40	45	50	55	60	130			ACPO	ACPO	DFT	DFT	Speed	Speed																				
Thursday, October 26, 2023																																										
0000	26	0	0	0	0	2	12	5	6	1	0	0	0	0	26	100	24	92.31	7	26.92	30.7	36.7																				
0100	14	0	0	0	0	1	4	1	5	1	0	1	1	0	14	100	14	100	8	57.14	36	50.4																				
0200	15	0	0	0	0	0	6	6	2	0	0	1	0	0	15	100	15	100	3	20	32.5	36.9																				
0300	9	0	0	0	0	0	5	2	1	0	1	0	0	0	9	100	9	100	2	22.22	32.5	-																				
0400	17	0	0	0	2	0	4	5	5	1	0	0	0	0	15	88.24	15	88.24	6	35.29	31.1	38.1																				
0500	31	0	0	0	0	4	13	6	7	1	0	0	0	0	31	100	28	90.32	8	25.81	30.9	37.2																				
0600	72	0	0	0	4	19	32	8	7	1	0	1	0	0	68	94.44	56	77.78	9	12.5	27.8	34.6																				
0700	224	0	0	2	21	61	108	23	8	1	0	0	0	0	201	89.73	158	70.54	9	4.018	26.1	30																				
0800	441	0	1	5	50	164	166	47	4	2	1	0	0	1	385	87.3	261	59.18	8	1.814	25.2	29.5																				
0900	475	0	2	15	28	148	226	47	7	0	1	1	0	0	430	90.53	316	66.53	9	1.895	25.5	29.3																				
1000	477	0	0	3	44	190	197	37	5	1	0	0	0	0	430	90.15	295	61.84	6	1.258	25.1	29.1																				
1100	565	1	22	59	90	178	183	28	3	1	0	0	0	0	393	69.56	261	46.19	4	0.708	22.3	27.9																				
1200	585	0	0	9	97	263	186	26	4	0	0	0	0	0	479	81.88	276	47.18	4	0.684	23.7	27.7																				
1300	550	0	0	19	60	189	222	48	11	0	0	0	0	1	471	85.64	331	60.18	12	2.182	25	29.4																				
1400	529	0	1	12	66	204	185	49	8	3	1	0	0	0	450	85.07	293	55.39	12	2.268	24.6	29.1																				
1500	688	3	32	90	162	218	152	26	2	1	0	2	0	0	401	58.28	226	32.85	5	0.727	20.8	26.8																				
1600	716	0	5	58	129	290	191	37	3	3	0	0	0	0	524	73.18	291	40.64	6	0.838	22.6	27.2																				
1700	757	2	11	72	160	280	208	21	2	0	1	0	0	0	512	67.64	289	38.18	3	0.396	21.9	27																				
1800	510	0	1	23	83	187	166	40	8	2	0	0	0	0	403	79.02	268	52.55	10	1.961	24	28.7																				
1900	418	0	1	8	55	167	143	36	5	2	1	0	0	0	354	84.69	225	53.83	8	1.914	24.5	28.9																				
2000	288	0	0	1	21	97	120	40	7	0	2	0	0	0	266	92.36	192	66.67	9	3.125	25.9	30.2																				
2100	188	0	0	1	11	57	85	28	6	0	0	0	0	0	176	93.62	132	70.21	6	3.191	26.4	30.5																				
2200	111	0	0	0	5	28	35	24	14	2	2	0	1	0	106	95.5	85	76.58	19	17.12	28.8	35.7																				
2300	70	0	0	1	1	11	36	16	5	0	0	0	0	0	68	97.14	63	90	5	7.143	28.4	32.6																				
07-19	6517	6	75	367	990	2372	2190	429	65	14	4	3	0	2	5079	77.93	3265	50.1	88	1.35	23.6	28.4																				
06-22	7483	6	76	377	1081	2712	2570	541	90	17	7	4	0	2	5943	79.42	3870	51.72	120	1.604	23.8	28.6																				
06-00	7664	6	76	378	1087	2751	2641	581	109	19	9	4	1	2	6117	79.81	4018	52.43	144	1.879	23.9	28.7																				
00-00	7776	6	76	378	1089	2758	2685	606	135	23	10	6	2	2	6227	80.08	4123	53.02	178	2.289	24	28.9																				

Job Name/ Title										Site	Location											
Tuesday, October 24, 2023										1	Fford Y Mileniwm (east) (N51.399206 W3.276657)											
to										Direction	Westbound											
Speed Bins										Speed Limit (PSL)					ACPO (SL1)		DFT (SL2)		Mean	85%ile		
Time Period	Total Vehicles	0	5	10	15	20	25	30	35	40	45	50	55	60	20	20	24	24	35	35	Speed	Speed
		5	10	15	20	25	30	35	40	45	50	55	60	130			ACPO	ACPO	DFT	DFT		
Friday, October 27, 2023																						
0000	34	0	0	1	1	2	14	7	2	3	0	1	2	1	32	94.12	31	91.18	9	26.47	32.7	43.9
0100	17	0	0	0	1	3	6	4	1	1	0	0	0	1	16	94.12	13	76.47	3	17.65	30.7	39.1
0200	16	0	0	1	1	0	3	5	4	2	0	0	0	0	14	87.5	14	87.5	6	37.5	31.8	39.3
0300	12	0	0	0	0	1	5	4	1	0	1	0	0	0	12	100	11	91.67	2	16.67	31.4	38.1
0400	22	0	0	0	0	3	3	8	5	3	0	0	0	0	22	100	21	95.45	8	36.36	33.2	41.1
0500	39	0	0	0	1	10	10	11	7	0	0	0	0	0	38	97.44	32	82.05	7	17.95	29.3	36.2
0600	75	0	0	0	0	11	42	15	5	2	0	0	0	0	75	100	66	88	7	9.333	28.7	32.3
0700	202	0	0	1	9	59	93	31	4	3	1	1	0	0	192	95.05	154	76.24	9	4.455	27	30.9
0800	479	0	4	21	78	197	149	21	5	4	0	0	0	0	376	78.5	234	48.85	9	1.879	23.5	28.1
0900	522	0	0	12	49	200	219	37	5	0	0	0	0	0	461	88.31	311	59.58	5	0.958	24.7	28.6
1000	510	0	0	12	65	220	176	33	4	0	0	0	0	0	433	84.9	258	50.59	4	0.784	24.1	28.5
1100	571	1	1	21	66	235	205	37	4	0	1	0	0	0	482	84.41	310	54.29	5	0.876	24.1	28.4
1200	679	0	9	80	138	269	146	34	2	1	0	0	0	0	452	66.57	244	35.94	3	0.442	21.8	26.8
1300	645	1	12	38	116	246	194	33	3	1	0	0	0	1	478	74.11	300	46.51	5	0.775	23	27.5
1400	636	1	2	25	113	250	204	33	8	0	0	0	0	0	495	77.83	295	46.38	8	1.258	23.4	28
1500	694	2	43	140	138	198	129	36	6	2	0	0	0	0	371	53.46	209	30.12	8	1.153	20.1	26.8
1600	776	3	19	110	189	251	175	22	7	0	0	0	0	0	455	58.63	251	32.35	7	0.902	20.9	26.7
1700	718	1	11	54	173	271	181	19	5	2	0	0	0	1	479	66.71	259	36.07	8	1.114	22.1	27.1
1800	590	1	4	26	89	219	208	32	9	2	0	0	0	0	470	79.66	317	53.73	11	1.864	23.8	28.4
1900	418	0	3	6	40	171	147	39	10	0	1	0	1	0	369	88.28	237	56.7	12	2.871	25	29.4
2000	323	0	0	1	18	105	110	72	15	1	1	0	0	0	304	94.12	228	70.59	17	5.263	27	32.4
2100	248	0	0	3	26	57	104	38	13	7	0	0	0	0	219	88.31	185	74.6	20	8.065	27	32
2200	144	0	0	0	4	40	64	23	6	2	3	0	0	2	140	97.22	108	75	13	9.028	28.3	31.7
2300	114	0	0	0	2	21	48	32	9	1	1	0	0	0	112	98.25	101	88.6	11	9.649	29.1	33.6
07-19	7022	10	105	540	1223	2615	2079	368	62	15	2	1	0	2	5144	73.26	3142	44.75	82	1.168	22.8	27.8
06-22	8086	10	108	550	1307	2959	2482	532	105	25	4	1	1	2	6111	75.58	3858	47.71	138	1.707	23.3	28.4
06-00	8344	10	108	550	1313	3020	2594	587	120	28	8	1	1	4	6363	76.26	4067	48.74	162	1.942	23.4	28.6
00-00	8484	10	108	552	1317	3039	2635	626	140	37	9	2	3	6	6497	76.58	4189	49.38	197	2.322	23.6	28.7

Job Name/ Title										Site	1	Location										
Tuesday, October 24, 2023										to	monday, October 30, 2023											
										Direction	Westbound											
										Speed Bins					Speed Limit (PSL)		ACPO (SL1)		DFT (SL2)		Mean	85%ile
Time Period	Total Vehicles	0	5	10	15	20	25	30	35	40	45	50	55	60	20	20	24	24	35	35	Mean	85%ile
		5	10	15	20	25	30	35	40	45	50	55	60	130			ACPO	ACPO	DFT	DFT	Speed	Speed
Saturday, October 28, 2023																						
0000	64	0	0	0	2	11	23	17	6	3	0	1	1	0	62	96.88	55	85.94	11	17.19	30.2	37.4
0100	50	0	0	0	0	3	20	18	5	2	1	1	0	0	50	100	50	100	9	18	31.6	36.4
0200	27	0	0	0	0	1	14	8	2	0	1	1	0	0	27	100	26	96.3	4	14.81	31.4	36.2
0300	21	0	0	0	0	0	8	7	5	0	0	0	0	1	21	100	21	100	6	28.57	33.8	37.9
0400	14	0	0	0	1	1	1	8	2	0	0	0	1	0	13	92.86	13	92.86	3	21.43	33	38.1
0500	24	0	0	0	1	5	7	7	3	1	0	0	0	0	23	95.83	19	79.17	4	16.67	29.6	37
0600	59	0	0	1	0	12	19	16	8	3	0	0	0	0	58	98.31	50	84.75	11	18.64	29.4	36.2
0700	130	0	0	1	7	36	53	23	9	1	0	0	0	0	122	93.85	92	70.77	10	7.692	27.1	33.3
0800	261	0	0	2	22	75	111	44	4	3	0	0	0	0	237	90.8	181	69.35	7	2.682	26.2	30.9
0900	454	0	1	15	56	171	162	44	5	0	0	0	0	0	382	84.14	261	57.49	5	1.101	24.5	29.1
1000	594	1	9	48	126	211	168	24	3	1	2	0	0	1	410	69.02	242	40.74	7	1.178	22.4	27.4
1100	667	9	106	209	175	94	67	5	1	0	0	0	0	1	168	25.19	97	14.54	2	0.3	16.1	23.9
1200	645	7	135	209	139	105	44	5	0	1	0	0	0	0	155	24.03	64	9.922	1	0.155	15.3	21.7
1300	645	20	155	271	118	51	24	2	4	0	0	0	0	0	81	12.56	39	6.047	4	0.62	13.5	18.8
1400	631	5	48	87	116	207	146	18	1	1	1	0	0	1	375	59.43	215	34.07	4	0.634	20.5	26.7
1500	612	2	18	46	125	249	133	31	6	0	0	0	2	0	421	68.79	222	36.27	8	1.307	22.1	27.4
1600	579	0	12	43	92	203	181	44	4	0	0	0	0	0	432	74.61	284	49.05	4	0.691	23	28.1
1700	503	0	2	8	53	208	177	51	3	0	0	0	1	0	440	87.48	281	55.86	4	0.795	24.7	29
1800	447	0	2	13	56	203	134	31	6	1	1	0	0	0	376	84.12	212	47.43	8	1.79	24	28.3
1900	304	0	0	2	27	89	133	34	13	4	2	0	0	0	275	90.46	206	67.76	19	6.25	26.4	30.5
2000	225	2	0	1	4	60	107	37	13	1	0	0	0	0	218	96.89	175	77.78	14	6.222	27.3	31.9
2100	152	0	0	0	4	43	60	33	8	4	0	0	0	0	148	97.37	122	80.26	12	7.895	27.8	32.4
2200	136	0	0	0	4	29	67	26	8	1	1	0	0	0	132	97.06	112	82.35	10	7.353	27.7	31.6
2300	111	0	0	1	5	29	46	19	7	2	1	1	0	0	105	94.59	85	76.58	11	9.91	27.7	33
07-19	6168	44	488	952	1085	1813	1400	322	46	8	4	0	3	3	3599	58.35	2190	35.51	64	1.038	20.6	27.3
06-22	6908	46	488	956	1120	2017	1719	442	88	20	6	0	3	3	4298	62.22	2743	39.71	120	1.737	21.3	28
06-00	7155	46	488	957	1129	2075	1832	487	103	23	8	1	3	3	4535	63.38	2940	41.09	141	1.971	21.5	28.2
00-00	7355	46	488	957	1133	2096	1905	552	126	29	10	4	5	4	4731	64.32	3124	42.47	178	2.42	21.8	28.4

Job Name/ Title										Site	1	Location										
Tuesday, October 24, 2023										Fford Y Mileniwm (east) (N51.399206 W3.276657)												
to										monday, October 30, 2023												
										Direction												
										Westbound												
										Speed Bins					Speed Limit (PSL)		ACPO (SL1)		DFT (SL2)		Mean	85%ile
Time Period	Total Vehicles	0	5	10	15	20	25	30	35	40	45	50	55	60	20	20	24	24	35	35	Mean	85%ile
		5	10	15	20	25	30	35	40	45	50	55	60	130			ACPO	ACPO	DFT	DFT	Speed	Speed
Average Day																						
0000	41	0	0	0	1	7	17	10	3	2	0	1	1	0	39	96.31	35	86.07	6	14.75	29.7	34.8
0100	27	0	0	0	1	3	9	8	4	1	0	1	0	0	26	96.93	24	89.57	6	22.7	31.1	36.2
0200	21	0	0	0	1	2	8	6	2	1	0	0	0	0	20	95.12	18	87.8	3	14.63	29.8	35
0300	13	0	0	0	0	1	6	4	2	0	0	0	0	0	13	100	13	93.75	3	20	31.4	36.7
0400	18	0	0	0	1	3	5	5	3	1	0	0	0	0	18	97.25	16	88.99	4	22.94	30.5	36.5
0500	29	0	0	0	1	5	11	8	4	1	0	0	0	0	28	96.59	25	85.23	5	15.34	29.5	35.3
0600	65	0	0	0	2	13	29	14	5	2	0	0	0	0	63	96.4	54	82.78	7	11.31	28.5	34.3
0700	167	0	0	2	14	51	71	22	6	1	1	0	0	0	152	90.84	116	69.22	8	4.88	26.2	30.8
0800	361	0	2	8	40	125	144	34	6	3	0	0	0	0	312	86.33	219	60.76	9	2.493	25	29.3
0900	443	0	1	12	39	157	181	46	6	1	1	0	0	0	391	88.44	274	61.96	8	1.77	25.2	29.4
1000	441	0	2	14	60	170	159	33	5	0	0	0	0	0	366	83.01	238	53.89	6	1.246	24.2	28.6
1100	478	2	23	56	79	153	135	25	3	1	0	0	0	0	317	66.4	203	42.57	4	0.768	21.8	27.7
1200	508	1	24	54	90	186	125	25	2	1	0	0	0	0	339	66.59	193	37.87	3	0.557	21.6	27.2
1300	492	4	29	59	72	151	143	29	5	1	0	0	0	0	329	66.89	215	43.71	5	1.084	21.8	28.1
1400	491	1	10	28	73	181	160	32	5	1	1	0	0	0	379	77.17	239	48.68	7	1.459	23.3	28.3
1500	555	2	26	78	123	186	109	26	3	1	0	0	0	0	326	58.7	175	31.48	4	0.781	20.8	26.8
1600	580	1	9	54	108	205	170	30	4	1	0	0	0	0	410	70.59	247	42.62	5	0.775	22.4	27.6
1700	578	1	7	47	123	223	147	25	3	1	1	0	0	0	400	69.29	221	38.33	5	0.866	22.2	27.3
1800	445	1	3	21	74	173	138	28	6	1	0	0	0	0	347	77.87	215	48.37	8	1.685	23.5	28.3
1900	327	0	1	4	32	121	123	35	8	2	1	0	0	0	291	88.89	200	61.11	12	3.568	25.5	29.8
2000	223	0	0	1	14	68	92	40	8	0	1	0	0	0	208	93.49	157	70.61	9	3.964	26.6	31.2
2100	164	0	0	1	13	46	64	29	7	2	1	0	0	0	149	91.13	117	71.25	10	6.014	26.8	31.5
2200	101	0	0	0	4	23	42	22	6	1	1	0	0	1	97	96.19	80	79.27	10	9.95	28.3	33.2
2300	66	0	0	0	2	15	28	14	6	1	1	0	0	0	63	96.69	54	81.93	7	10.43	28.3	33.2
07-19	5539	13	136	431	892	1961	1682	354	54	11	4	1	1	1	4067	73.43	2556	46.14	71	1.279	22.9	28.2
06-22	6317	13	136	437	953	2208	1991	470	82	17	6	1	1	2	4778	75.63	3083	48.8	109	1.717	23.3	28.6
06-00	6483	13	136	438	959	2246	2061	506	94	19	8	2	1	2	4938	76.16	3217	49.61	125	1.933	23.4	28.7
00-00	6633	13	136	438	963	2268	2116	547	111	24	9	3	2	3	5082	76.63	3348	50.47	152	2.289	23.6	28.9

Job Name/ Title										Site	1	Location										
Tuesday, October 24, 2023										to	monday, October 30, 2023											
										Direction	Westbound											
												Speed Limit (PSL)					ACPO (SL1)		DFT (SL2)			
Time Period	Total Vehicles	0	5	10	15	20	25	30	35	40	45	50	55	60	20	20	24	24	35	35	Mean Speed	85%ile Speed
		5	10	15	20	25	30	35	40	45	50	55	60	130			ACPO	ACPO	DFT	DFT		

Virtual Week

Mon	0	0	0	0	0	0	0	0	0	0	0	0	0	0	0	0	0	0	0	0	-	-
Tue	7540	6	82	357	1058	2673	2611	609	110	21	12	0	0	1	6037	80.07	3996	53	144	1.91	24	28.9
Wed	7835	9	64	383	1160	2914	2498	661	110	19	9	4	2	2	6219	79.37	3952	50.44	146	1.863	23.8	28.7
Thu	7776	6	76	378	1089	2758	2685	606	135	23	10	6	2	2	6227	80.08	4123	53.02	178	2.289	24	28.9
Fri	8484	10	108	552	1317	3039	2635	626	140	37	9	2	3	6	6497	76.58	4189	49.38	197	2.322	23.6	28.7
Sat	7355	46	488	957	1133	2096	1905	552	126	29	10	4	5	4	4731	64.32	3124	42.47	178	2.42	21.8	28.4
Sun	0	0	0	0	0	0	0	0	0	0	0	0	0	0	0	0	0	0	0	0	0	0

5 Day Average

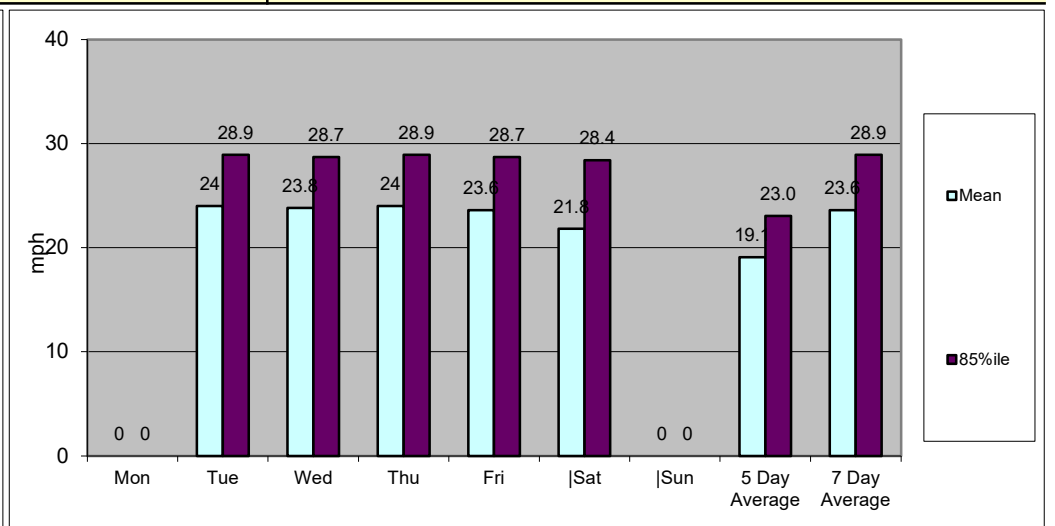
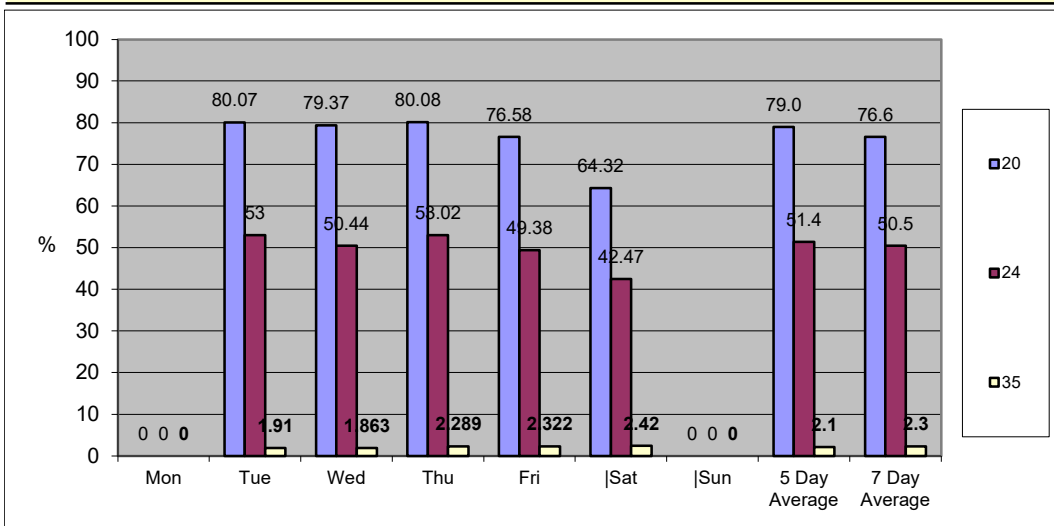
[--]	6327	6	66	334	925	2277	2086	500	99	20	8	2	1	2	4996	79.0	3252	51.4	133	2.1	19.1	23.0
------	------	---	----	-----	-----	------	------	-----	----	----	---	---	---	---	------	------	------	------	-----	-----	------	------

7 Day Average

[--]	6633	13	136	438	963	2268	2116	547	111	24	9	3	2	3	5082	76.6	3348	50.5	152	2.3	23.6	28.9
------	------	----	-----	-----	-----	------	------	-----	-----	----	---	---	---	---	------	------	------	------	-----	-----	------	------

Total Vehicles

[--]	39795	77	818	2629	5778	13605	12696	3281	668	146	52	18	12	15	30493	76.6	20085	50.5	911	2.3	23.6	28.9
------	-------	----	-----	------	------	-------	-------	------	-----	-----	----	----	----	----	-------	------	-------	------	-----	-----	------	------



Job Name/ Title		Site 1 Location Fford Y Mileniwm (east) (N51.399206 W3.276657)													
Tuesday, October 24, 2023		to Monday, October 30, 2023													
		Direction Two-Way													
TIME PERIOD	TOTAL VEHICLES	MOTOR-CYCLES	CARS OR CAR-BASED LGV	LIGHT GOODS VEHICLE S	BUSES	TWO AXLE, SIX TYRE, RIGID	THREE AXLE RIGID	FOUR OR MORE AXLE RIGID	FOUR OR LESS AXLE ARTIC	FIVE AXLE ARTIC	SIX OR MORE AXLE ARTIC	FIVE OR LESS AXLE MULTI-TRAILER ARTIC	SIX AXLE MULTI-TRAILER ARTIC	SEVEN OR MORE AXLE ARTIC	
Tuesday, October 24, 2023															
0000	46	1	40	4	0	0	1	0	0	0	0	0	0	0	
0100	24	0	19	5	0	0	0	0	0	0	0	0	0	0	
0200	25	0	22	1	1	0	0	0	0	0	1	0	0	0	
0300	20	0	16	1	1	1	1	0	0	0	0	0	0	0	
0400	43	0	37	3	0	2	0	0	0	0	1	0	0	0	
0500	96	2	83	9	0	1	1	0	0	0	0	0	0	0	
0600	288	3	252	30	0	0	3	0	0	0	0	0	0	0	
0700	604	5	534	53	2	2	6	0	2	0	0	0	0	0	
0800	1013	3	921	78	1	4	2	1	3	0	0	0	0	0	
0900	993	4	888	84	1	8	3	2	3	0	0	0	0	0	
1000	925	2	839	73	0	3	4	1	3	0	0	0	0	0	
1100	991	2	895	83	0	4	2	0	5	0	0	0	0	0	
1200	1066	6	971	77	0	2	1	0	8	0	0	1	0	0	
1300	1102	8	1000	76	0	4	3	1	7	0	1	0	0	2	
1400	1132	10	1049	58	2	3	3	3	4	0	0	0	0	0	
1500	1216	9	1113	73	0	0	9	4	5	0	0	2	1	0	
1600	1282	7	1158	98	0	2	8	1	3	0	1	3	1	0	
1700	1292	8	1191	68	0	0	8	5	9	1	1	1	0	0	
1800	1008	6	923	62	1	3	3	1	7	0	1	1	0	0	
1900	729	3	676	45	0	0	1	0	2	1	0	1	0	0	
2000	442	2	415	21	0	0	3	0	1	0	0	0	0	0	
2100	345	4	317	17	1	1	3	0	1	0	1	0	0	0	
2200	204	0	190	11	0	0	2	0	0	0	1	0	0	0	
2300	90	0	85	5	0	0	0	0	0	0	0	0	0	0	
07-19	12624	70	11482	883	7	35	52	19	59	1	4	8	2	2	
06-22	14428	82	13142	996	8	36	62	19	63	2	5	9	2	2	
06-00	14722	82	13417	1012	8	36	64	19	63	2	6	9	2	2	
00-00	14976	85	13634	1035	10	40	67	19	63	2	8	9	2	2	

Job Name/ Title		Site 1 Location Fford Y Mileniwm (east) (N51.399206 W3.276657)												
Tuesday, October 24, 2023		to Monday, October 30, 2023												
		Direction Two-Way												
TIME PERIOD	TOTAL VEHICLES	MOTOR-CYCLES	CARS OR CAR-BASED LGV	LIGHT GOODS VEHICLES	BUSES	TWO AXLE, SIX TYRE, RIGID	THREE AXLE RIGID	FOUR OR MORE AXLE RIGID	FOUR OR LESS AXLE ARTIC	FIVE AXLE ARTIC	SIX OR MORE AXLE ARTIC	FIVE OR LESS AXLE MULTI-TRAILER ARTIC	SIX AXLE MULTI-TRAILER ARTIC	SEVEN OR MORE AXLE ARTIC
Wednesday, October 25, 2023														
0000	44	0	39	3	0	0	1	0	0	0	0	1	0	0
0100	21	0	18	1	0	1	0	0	0	0	0	1	0	0
0200	29	0	24	4	1	0	0	0	0	0	0	0	0	0
0300	19	0	16	2	0	1	0	0	0	0	0	0	0	0
0400	40	0	39	0	0	1	0	0	0	0	0	0	0	0
0500	96	1	79	14	0	1	0	0	1	0	0	0	0	0
0600	286	1	246	36	0	1	2	0	0	0	0	0	0	0
0700	655	3	573	67	3	6	2	0	1	0	0	0	0	0
0800	1010	1	893	102	0	7	3	0	3	0	1	0	0	0
0900	938	8	830	81	2	9	1	1	5	0	0	1	0	0
1000	891	6	795	75	1	5	3	1	4	0	1	0	0	0
1100	1082	7	974	82	0	7	7	1	3	0	0	1	0	0
1200	1144	8	1045	78	0	4	1	1	5	0	1	0	1	0
1300	1094	9	1004	70	1	3	1	1	3	0	1	1	0	0
1400	1132	9	1034	66	2	6	4	2	8	0	1	0	0	0
1500	1302	10	1185	79	1	2	7	4	12	0	2	0	0	0
1600	1317	7	1201	86	1	4	5	5	6	1	0	0	1	0
1700	1329	8	1213	83	1	5	10	5	2	0	1	0	1	0
1800	1072	9	985	62	0	2	6	1	5	0	1	1	0	0
1900	774	11	710	46	0	1	1	0	4	0	1	0	0	0
2000	510	2	485	23	0	0	0	0	0	0	0	0	0	0
2100	377	3	352	19	1	1	1	0	0	0	0	0	0	0
2200	217	0	205	11	0	0	0	0	0	0	1	0	0	0
2300	99	1	93	4	0	1	0	0	0	0	0	0	0	0
07-19	12966	85	11732	931	12	60	50	22	57	1	9	4	3	0
06-22	14913	102	13525	1055	13	63	54	22	61	1	10	4	3	0
06-00	15229	103	13823	1070	13	64	54	22	61	1	11	4	3	0
00-00	15478	104	14038	1094	14	68	55	22	62	1	11	6	3	0

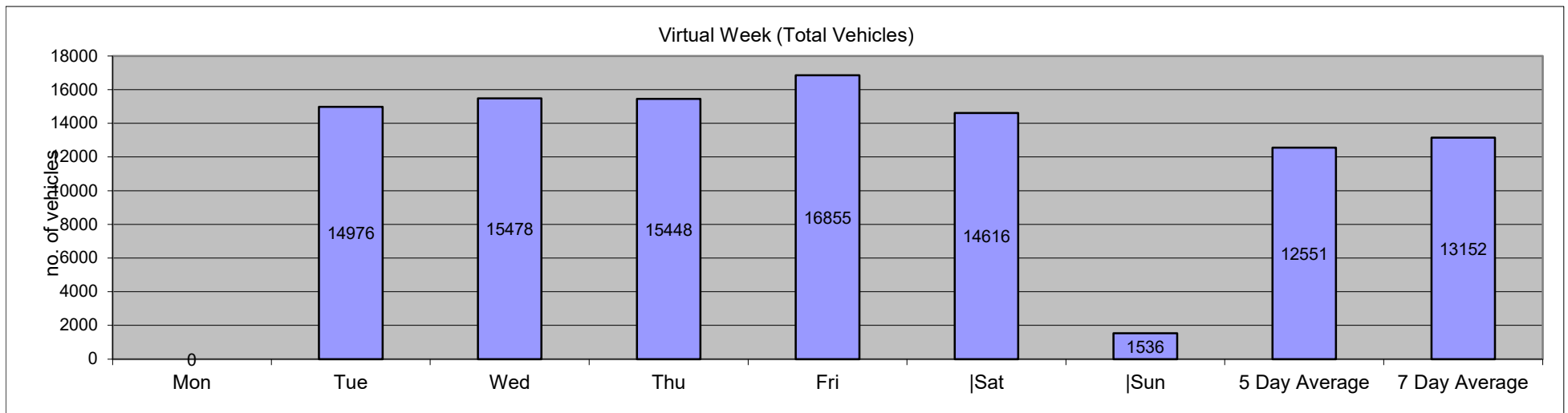
Job Name/ Title		Site 1 Location Fford Y Mileniwm (east) (N51.399206 W3.276657)													
Tuesday, October 24, 2023 to		Monday, October 30, 2023													
		Direction Two-Way													
TIME PERIOD	TOTAL VEHICLES	MOTOR-CYCLES	CARS OR CAR-BASED LGV	LIGHT GOODS VEHICLE S	BUSES	TWO AXLE, SIX TYRE, RIGID	THREE AXLE RIGID	FOUR OR MORE AXLE RIGID	FOUR OR LESS AXLE ARTIC	FIVE AXLE ARTIC	SIX OR MORE AXLE ARTIC	FIVE OR LESS AXLE MULTI-TRAILER ARTIC	SIX AXLE MULTI-TRAILER ARTIC	SEVEN OR MORE AXLE ARTIC	
Thursday, October 26, 2023															
0000	59	1	53	4	0	0	0	0	0	0	1	0	0	0	
0100	32	0	24	7	0	0	1	0	0	0	0	0	0	0	
0200	23	0	18	2	1	1	0	0	0	0	1	0	0	0	
0300	17	0	12	4	0	1	0	0	0	0	0	0	0	0	
0400	55	0	46	4	0	2	0	0	2	0	0	1	0	0	
0500	99	2	89	8	0	0	0	0	0	0	0	0	0	0	
0600	261	1	233	26	0	0	0	0	1	0	0	0	0	0	
0700	664	2	581	69	2	5	2	2	0	0	1	0	0	0	
0800	1019	3	918	73	2	8	4	2	7	1	1	0	0	0	
0900	968	4	874	77	0	8	2	0	3	0	0	0	0	0	
1000	973	7	874	75	0	10	5	1	0	0	1	0	0	0	
1100	1118	7	1022	66	1	5	3	1	9	1	1	2	0	0	
1200	1109	6	1017	67	0	4	5	1	8	0	0	1	0	0	
1300	1082	10	974	84	0	5	3	0	5	0	1	0	0	0	
1400	1045	10	967	61	0	0	1	2	2	0	2	0	0	0	
1500	1255	5	1152	73	4	1	9	2	8	0	0	1	0	0	
1600	1334	7	1217	89	0	2	5	3	8	0	2	1	0	0	
1700	1355	9	1249	81	0	3	2	5	4	0	0	2	0	0	
1800	991	7	922	57	0	0	2	0	3	0	0	0	0	0	
1900	761	2	716	33	1	1	2	0	5	0	1	0	0	0	
2000	562	0	526	33	0	1	1	0	0	0	1	0	0	0	
2100	337	4	319	13	1	0	0	0	0	0	0	0	0	0	
2200	202	1	183	15	0	1	1	0	1	0	0	0	0	0	
2300	127	0	118	8	0	1	0	0	0	0	0	0	0	0	
07-19	12913	77	11767	872	9	51	43	19	57	2	9	7	0	0	
06-22	14834	84	13561	977	11	53	46	19	63	2	11	7	0	0	
06-00	15163	85	13862	1000	11	55	47	19	64	2	11	7	0	0	
00-00	15448	88	14104	1029	12	59	48	19	66	2	13	8	0	0	

Job Name/ Title		Site 1 Location Fford Y Mileniwm (east) (N51.399206 W3.276657)												
Tuesday, October 24, 2023 to		Monday, October 30, 2023												
		Direction Two-Way												
TIME PERIOD	TOTAL VEHICLES	MOTOR-CYCLES	CARS OR CAR-BASED LGV	LIGHT GOODS VEHICLE S	BUSES	TWO AXLE, SIX TYRE, RIGID	THREE AXLE RIGID	FOUR OR MORE AXLE RIGID	FOUR OR LESS AXLE ARTIC	FIVE AXLE ARTIC	SIX OR MORE AXLE ARTIC	FIVE OR LESS AXLE MULTI-TRAILER ARTIC	SIX AXLE MULTI-TRAILER ARTIC	SEVEN OR MORE AXLE ARTIC
Friday, October 27, 2023														
0000	62	1	54	5	0	1	1	0	0	0	0	0	0	0
0100	31	2	26	2	0	0	0	0	0	0	1	0	0	0
0200	31	0	25	5	0	0	0	0	0	0	1	0	0	0
0300	25	0	22	1	0	1	0	0	0	0	1	0	0	0
0400	52	1	36	9	2	3	0	0	0	0	1	0	0	0
0500	113	2	98	8	0	3	1	0	0	0	1	0	0	0
0600	256	1	221	31	0	1	1	0	0	0	1	0	0	0
0700	603	3	537	54	1	2	2	0	4	0	0	0	0	0
0800	1002	3	903	77	2	7	4	1	3	0	1	1	0	0
0900	1083	2	990	75	3	3	4	1	3	0	1	0	1	0
1000	1034	8	960	57	0	2	2	1	3	0	0	0	1	0
1100	1152	8	1045	82	1	6	3	1	5	0	0	1	0	0
1200	1299	7	1213	61	1	2	5	5	3	0	1	1	0	0
1300	1256	6	1175	60	0	2	3	3	5	0	1	1	0	0
1400	1236	7	1148	64	1	3	5	3	3	0	1	0	0	1
1500	1324	8	1224	65	0	1	9	3	12	0	2	0	0	0
1600	1372	7	1260	85	2	1	4	2	8	1	0	2	0	0
1700	1359	9	1271	61	0	2	4	2	7	0	1	2	0	0
1800	1135	13	1042	63	0	0	7	1	9	0	0	0	0	0
1900	810	11	752	38	0	3	5	0	1	0	0	0	0	0
2000	597	19	539	34	0	0	1	0	4	0	0	0	0	0
2100	491	1	452	33	1	0	1	0	1	0	2	0	0	0
2200	295	1	279	15	0	0	0	0	0	0	0	0	0	0
2300	237	1	224	11	0	0	0	0	0	0	1	0	0	0
07-19	13855	81	12768	804	11	31	52	23	65	1	8	8	2	1
06-22	16009	113	14732	940	12	35	60	23	71	1	11	8	2	1
06-00	16541	115	15235	966	12	35	60	23	71	1	12	8	2	1
00-00	16855	121	15496	996	14	43	62	23	71	1	17	8	2	1

Job Name/ Title		Site 1 Location Fford Y Mileniwm (east) (N51.399206 W3.276657)													
Tuesday, October 24, 2023		to Monday, October 30, 2023													
		Direction Two-Way													
TIME PERIOD	TOTAL VEHICLES	MOTOR-CYCLES	CARS OR CAR-BASED LGV	LIGHT GOODS VEHICLE S	BUSES	TWO AXLE, SIX TYRE, RIGID	THREE AXLE RIGID	FOUR OR MORE AXLE RIGID	FOUR OR LESS AXLE ARTIC	FIVE AXLE ARTIC	SIX OR MORE AXLE ARTIC	FIVE OR LESS AXLE MULTI-TRAILER ARTIC	SIX AXLE MULTI-TRAILER ARTIC	SEVEN OR MORE AXLE ARTIC	
Saturday, October 28, 2023															
0000	136	2	122	11	0	0	0	0	0	0	1	0	0	0	
0100	75	2	67	6	0	0	0	0	0	0	0	0	0	0	
0200	59	2	53	3	0	0	0	0	0	0	1	0	0	0	
0300	39	0	30	6	1	1	0	0	0	0	1	0	0	0	
0400	36	0	32	3	0	1	0	0	0	0	0	0	0	0	
0500	59	2	50	7	0	0	0	0	0	0	0	0	0	0	
0600	137	1	121	14	0	0	1	0	0	0	0	0	0	0	
0700	266	3	227	31	1	2	0	0	2	0	0	0	0	0	
0800	558	0	511	39	0	5	2	0	1	0	0	0	0	0	
0900	921	2	859	55	0	1	2	0	2	0	0	0	0	0	
1000	1188	15	1095	52	1	5	8	3	6	0	1	2	0	0	
1100	1253	8	1167	47	0	1	9	5	9	0	3	2	0	2	
1200	1261	2	1190	37	4	0	11	6	9	0	0	2	0	0	
1300	1282	4	1222	22	5	0	12	3	10	0	3	1	0	0	
1400	1298	3	1218	55	0	2	7	4	8	0	1	0	0	0	
1500	1187	7	1091	67	0	3	9	2	7	0	1	0	0	0	
1600	1171	5	1100	49	1	3	4	2	6	0	0	1	0	0	
1700	1005	11	926	55	0	4	5	1	2	0	0	1	0	0	
1800	862	1	825	27	0	1	3	1	2	0	0	2	0	0	
1900	601	2	562	28	0	1	2	0	5	0	1	0	0	0	
2000	430	2	399	24	0	0	1	2	1	0	1	0	0	0	
2100	325	4	301	19	0	0	0	0	1	0	0	0	0	0	
2200	263	3	242	15	0	0	1	0	2	0	0	0	0	0	
2300	204	1	185	17	0	0	1	0	0	0	0	0	0	0	
07-19	12252	61	11431	536	12	27	72	27	64	0	9	11	0	2	
06-22	13745	70	12814	621	12	28	76	29	71	0	11	11	0	2	
06-00	14212	74	13241	653	12	28	78	29	73	0	11	11	0	2	
00-00	14616	82	13595	689	13	30	78	29	73	0	14	11	0	2	

Job Name/ Title		Site 1 Location Fford Y Mileniwm (east) (N51.399206 W3.276657)													
Tuesday, October 24, 2023		to Monday, October 30, 2023													
		Direction Two-Way													
TIME PERIOD	TOTAL VEHICLES	MOTOR-CYCLES	CARS OR CAR-BASED LGV	LIGHT GOODS VEHICLE S	BUSES	TWO AXLE, SIX TYRE, RIGID	THREE AXLE RIGID	FOUR OR MORE AXLE RIGID	FOUR OR LESS AXLE ARTIC	FIVE AXLE ARTIC	SIX OR MORE AXLE ARTIC	FIVE OR LESS AXLE MULTI-TRAILER ARTIC	SIX AXLE MULTI-TRAILER ARTIC	SEVEN OR MORE AXLE ARTIC	
Average Day															
0000	82	1	73	7	0	0	1	0	0	0	0	0	0	0	
0100	47	1	41	5	0	0	0	0	0	0	0	0	0	0	
0200	38	0	33	3	1	0	0	0	0	0	1	0	0	0	
0300	28	0	23	3	0	1	0	0	0	0	1	0	0	0	
0400	45	0	39	4	0	2	0	0	0	0	0	0	0	0	
0500	84	2	73	8	0	1	0	0	0	0	0	0	0	0	
0600	214	1	187	24	0	0	1	0	0	0	0	0	0	0	
0700	481	3	422	48	2	3	2	0	2	0	0	0	0	0	
0800	798	2	720	63	1	5	3	1	3	0	1	0	0	0	
0900	884	4	800	68	2	5	2	1	3	0	0	0	0	0	
1000	881	7	803	58	0	4	4	1	3	0	1	0	0	0	
1100	934	5	851	60	0	4	4	1	5	0	1	1	0	0	
1200	981	5	907	53	1	2	4	2	6	0	0	1	0	0	
1300	971	6	897	52	1	2	4	1	5	0	1	1	0	0	
1400	977	7	905	51	1	2	4	2	4	0	1	0	0	0	
1500	1051	7	964	60	1	1	7	3	7	0	1	1	0	0	
1600	1080	6	990	68	1	2	4	2	5	0	1	1	0	0	
1700	1061	8	979	58	0	2	5	3	4	0	1	1	0	0	
1800	845	6	783	45	0	1	4	1	4	0	0	1	0	0	
1900	613	5	569	32	0	1	2	0	3	0	1	0	0	0	
2000	424	4	394	23	0	0	1	0	1	0	0	0	0	0	
2100	313	3	291	17	1	0	1	0	1	0	1	0	0	0	
2200	197	1	183	11	0	0	1	0	1	0	0	0	0	0	
2300	126	1	118	8	0	0	0	0	0	0	0	0	0	0	
07-19	10941	64	10020	683	9	34	46	19	50	1	7	6	1	1	
06-22	12504	77	11462	778	10	36	50	19	55	1	8	7	1	1	
06-00	12827	78	11762	796	10	37	51	19	55	1	9	7	1	1	
00-00	13152	82	12044	825	11	40	52	19	56	1	11	7	1	1	

Job Name/ Title		Site	Location Fford Y Mileniwm (east) (N51.399206 W3.276657)												
Tuesday, October 24, 2023 to		Monday, October 30, 2023		Direction Two-Way											
TIME PERIOD	TOTAL VEHICLES	MOTOR-CYCLES	CARS OR CAR-BASED LGV	LIGHT GOODS VEHICLES	BUSES	TWO AXLE, SIX TYRE, RIGID	THREE AXLE RIGID	FOUR OR MORE AXLE RIGID	FOUR OR LESS AXLE ARTIC	FIVE AXLE ARTIC	SIX OR MORE AXLE ARTIC	FIVE OR LESS AXLE MULTI-TRAILER ARTIC	SIX AXLE MULTI-TRAILER ARTIC	SEVEN OR MORE AXLE ARTIC	
Virtual Week															
Mon	0	0	0	0	0	0	0	0	0	0	0	0	0	0	
Tue	14976	85	13634	1035	10	40	67	19	63	2	8	9	2	2	
Wed	15478	104	14038	1094	14	68	55	22	62	1	11	6	3	0	
Thu	15448	88	14104	1029	12	59	48	19	66	2	13	8	0	0	
Fri	16855	121	15496	996	14	43	62	23	71	1	17	8	2	1	
Sat	14616	82	13595	689	13	30	78	29	73	0	14	11	0	2	
Sun	1536	13	1397	108	5	2	4	2	0	2	3	0	0	0	
5 Day Average															
[--]	12551	80	11454	831	10	42	46	17	52	1	10	6	1	1	
7 Day Average															
[--]	13152	82	12044	825	11	40	52	19	56	1	11	7	1	1	
Total Vehicles															
[--]	78909	493	72264	4951	68	242	314	114	335	8	66	42	7	5	



Job Name/ Title										Site	1	Location										Fford Y Mileniwm (east) (N51.399206 W3.276657)					
Tuesday, October 24, 2023					to					monday, October 30, 2023					Direction		Two-Way		Speed Limit		ACPO (SL1)		DFT (SL2)		Mean	85%ile	
Time Period	Total Vehicles	Speed Bins										(PSL)		24 ACPO	24 ACPO	35 DFT	35 DFT	Speed	Speed								
		0	5	10	15	20	25	30	35	40	45	50	55							60	20	20					
Tuesday, October 24, 2023																											
0000	46	0	0	0	3	11	23	6	1	2	0	0	0	0	43	93.48	38	82.61	3	6.522	27.1	32.1					
0100	24	0	1	0	0	4	10	5	3	1	0	0	0	0	23	95.83	20	83.33	4	16.67	28.3	36.2					
0200	25	0	0	0	3	6	9	6	1	0	0	0	0	0	22	88	17	68	1	4	27	33.3					
0300	20	0	0	0	1	5	4	4	4	2	0	0	0	0	19	95	16	80	6	30	30.2	39.1					
0400	43	0	0	0	2	5	22	6	6	2	0	0	0	0	41	95.35	37	86.05	8	18.6	29.1	36.4					
0500	96	0	0	1	2	8	42	28	10	3	2	0	0	0	93	96.88	90	93.75	15	15.63	30.2	36.1					
0600	288	0	1	0	3	37	158	71	14	4	0	0	0	0	284	98.61	265	92.01	18	6.25	28.6	32.7					
0700	604	0	0	3	18	146	349	74	12	1	1	0	0	0	583	96.52	493	81.62	14	2.318	26.7	30					
0800	1013	0	3	8	49	304	511	113	21	3	1	0	0	0	953	94.08	731	72.16	25	2.468	26.2	29.8					
0900	993	0	2	16	53	335	451	125	9	0	2	0	0	0	922	92.85	679	68.38	11	1.108	25.7	29.9					
1000	925	0	1	10	74	358	397	73	10	2	0	0	0	0	840	90.81	608	65.73	12	1.297	25.2	28.8					
1100	991	0	2	11	64	396	442	70	4	1	1	0	0	0	914	92.23	639	64.48	6	0.605	25.1	28.6					
1200	1066	0	3	6	98	460	431	60	6	2	0	0	0	0	959	89.96	640	60.04	8	0.75	24.7	28.1					
1300	1102	0	1	10	106	450	461	64	10	0	0	0	0	0	985	89.38	656	59.53	10	0.907	24.7	28.2					
1400	1132	0	7	33	87	442	472	69	16	3	2	0	0	1	1005	88.78	693	61.22	22	1.943	24.8	28.6					
1500	1216	3	47	134	218	486	287	37	4	0	0	0	0	0	814	66.94	455	37.42	4	0.329	21.5	26.5					
1600	1282	0	7	54	141	500	488	82	10	0	0	0	0	0	1080	84.24	715	55.77	10	0.78	24.1	28.6					
1700	1292	0	7	65	212	544	391	56	11	1	5	0	0	0	1008	78.02	586	45.36	17	1.316	23.2	27.4					
1800	1008	3	11	30	119	371	395	68	10	1	0	0	0	0	845	83.83	581	57.64	11	1.091	24.2	28.5					
1900	729	0	0	2	39	233	330	99	17	9	0	0	0	0	688	94.38	518	71.06	26	3.567	26.3	30.4					
2000	442	0	0	0	23	136	215	61	4	3	0	0	0	0	419	94.8	312	70.59	7	1.584	26.3	30.1					
2100	345	0	0	2	29	116	141	45	10	1	1	0	0	0	314	91.01	228	66.09	12	3.478	26	30.4					
2200	204	0	0	0	11	47	92	41	9	1	3	0	0	0	193	94.61	160	78.43	13	6.373	27.6	31.8					
2300	90	0	0	0	1	17	41	20	10	0	1	0	0	0	89	98.89	77	85.56	11	12.22	28.7	33.9					
07-19	12624	6	91	380	1239	4792	5075	891	123	14	12	0	0	1	10908	86.41	7476	59.22	150	1.188	24.5	28.6					
06-22	14428	6	92	384	1333	5314	5919	1167	168	31	13	0	0	1	12613	87.42	8799	60.99	213	1.476	24.8	28.9					
06-00	14722	6	92	384	1345	5378	6052	1228	187	32	17	0	0	1	12895	87.59	9036	61.38	237	1.61	24.8	29					
00-00	14976	6	93	385	1356	5417	6162	1283	212	42	19	0	0	1	13136	87.71	9254	61.79	274	1.83	24.9	29.1					

Job Name/ Title															Site		1		Location		Fford Y Mileniwm (east) (N51.399206 W3.276657)									
Tuesday, October 24, 2023					to					monday, October 30, 2023					Direction		Two-Way		Speed Limit		ACPO (SL1)		DFT (SL2)		Mean	85%ile				
Time Period	Total Vehicles	Speed Bins													PSL		ACPO		DFT		Speed	Speed								
		0-5	5-10	10-15	15-20	20-25	25-30	30-35	35-40	40-45	45-50	50-55	55-60	60-130	20	20	24	24	35	35										
Wednesday, October 25, 2023																														
0000	44	0	0	0	2	10	20	8	2	1	0	1	0	0	42	95.45	33	75	4	9.091	28.2	32.5								
0100	21	0	0	0	2	3	7	5	3	1	0	0	0	0	19	90.48	17	80.95	4	19.05	29.4	36.3								
0200	29	0	0	0	0	5	15	7	2	0	0	0	0	0	29	100	25	86.21	2	6.897	28.3	32.4								
0300	19	0	0	0	0	3	9	5	2	0	0	0	0	0	19	100	17	89.47	2	10.53	28.9	33.2								
0400	40	0	0	0	0	14	12	10	4	0	0	0	0	0	40	100	30	75	4	10	27.8	32.3								
0500	96	0	0	1	6	14	40	26	8	0	0	1	0	0	89	92.71	81	84.38	9	9.375	28.7	34.7								
0600	286	0	0	1	8	47	146	63	16	5	0	0	0	0	277	96.85	252	88.11	21	7.343	28.3	33.3								
0700	655	0	0	5	37	210	331	59	12	0	1	0	0	0	613	93.59	473	72.21	13	1.985	25.8	29.3								
0800	1010	0	2	14	49	373	488	70	13	1	0	0	0	0	945	93.56	672	66.53	14	1.386	25.4	28.7								
0900	938	0	1	12	63	386	408	60	6	1	1	0	0	0	862	91.9	583	62.15	8	0.853	25	28.9								
1000	891	0	3	12	79	376	370	45	6	0	0	0	0	0	797	89.45	525	58.92	6	0.673	24.5	28								
1100	1082	3	10	39	124	477	363	59	5	2	0	0	0	0	906	83.73	551	50.92	7	0.647	23.7	27.7								
1200	1144	1	1	20	115	451	469	79	7	1	0	0	0	0	1007	88.02	686	59.97	8	0.699	24.6	28.4								
1300	1094	0	7	16	68	420	480	94	6	2	0	0	0	1	1003	91.68	693	63.35	9	0.823	25.3	29								
1400	1132	0	2	18	113	455	466	72	5	0	1	0	0	0	999	88.25	669	59.1	6	0.53	24.6	28.4								
1500	1302	3	18	66	196	548	404	60	7	0	0	0	0	0	1019	78.26	601	46.16	7	0.538	23	27.3								
1600	1317	0	15	61	141	494	532	65	7	2	0	0	0	0	1100	83.52	728	55.28	9	0.683	23.9	28								
1700	1329	2	15	90	207	570	384	52	7	1	1	0	0	0	1015	76.37	571	42.96	9	0.677	22.7	27.4								
1800	1072	0	2	38	128	398	411	80	9	4	1	0	1	0	904	84.33	604	56.34	15	1.399	24.4	28.6								
1900	774	0	0	4	42	248	350	99	22	6	1	1	1	0	728	94.06	560	72.35	31	4.005	26.5	30.4								
2000	510	0	0	1	23	122	245	101	14	1	1	1	0	1	486	95.29	404	79.22	18	3.529	27.2	31.3								
2100	377	0	0	1	17	76	172	89	15	4	2	0	0	1	359	95.23	304	80.64	22	5.836	27.9	32.4								
2200	217	0	0	1	0	37	90	67	12	7	0	1	1	1	216	99.54	191	88.02	22	10.14	29.5	33.8								
2300	99	0	0	0	3	22	44	18	10	2	0	0	0	0	96	96.97	79	79.8	12	12.12	28.2	33.2								
07-19	12966	9	76	391	1320	5158	5106	795	90	14	5	0	1	1	11170	86.15	7356	56.73	111	0.856	24.3	28.2								
06-22	14913	9	76	398	1410	5651	6019	1147	157	30	9	2	2	3	13020	87.31	8876	59.52	203	1.361	24.7	28.7								
06-00	15229	9	76	399	1413	5710	6153	1232	179	39	9	3	3	4	13332	87.54	9146	60.06	237	1.556	24.8	28.9								
00-00	15478	9	76	400	1423	5759	6256	1293	200	41	9	5	3	4	13570	87.67	9349	60.4	262	1.693	24.8	28.9								

Job Name/ Title										Site	1	Location										
Tuesday, October 24, 2023										to	monday, October 30, 2023											
										Direction	Two-Way											
										Speed Bins					Speed Limit (PSL)		ACPO (SL1)		DFT (SL2)		Mean	85%ile
Time Period	Total Vehicles	0	5	10	15	20	25	30	35	40	45	50	55	60	20	20	24	24	35	35	Mean	85%ile
		5	10	15	20	25	30	35	40	45	50	55	60	130			ACPO	ACPO	DFT	DFT	Speed	Speed
Thursday, October 26, 2023																						
0000	59	0	0	0	4	6	29	12	7	1	0	0	0	0	55	93.22	51	86.44	8	13.56	28.7	34.7
0100	32	0	0	0	0	2	13	7	7	1	0	1	1	0	32	100	31	96.88	10	31.25	32.5	36.6
0200	23	0	0	0	0	0	10	9	2	1	0	1	0	0	23	100	23	100	4	17.39	31.8	36.4
0300	17	0	0	0	0	0	8	6	2	0	1	0	0	0	17	100	17	100	3	17.65	31.9	36.7
0400	55	0	0	0	3	5	21	13	12	1	0	0	0	0	52	94.55	49	89.09	13	23.64	30.1	37.1
0500	99	0	0	0	2	12	31	38	15	1	0	0	0	0	97	97.98	90	90.91	16	16.16	30.2	35.2
0600	261	0	0	0	9	49	126	57	16	3	0	1	0	0	252	96.55	221	84.67	20	7.663	28.3	32.6
0700	664	0	0	7	35	157	373	80	10	2	0	0	0	0	622	93.67	524	78.92	12	1.807	26.4	29.7
0800	1019	0	1	5	66	366	485	84	7	3	1	0	0	1	947	92.93	687	67.42	12	1.178	25.6	29.2
0900	968	0	3	17	58	296	482	96	10	2	2	1	0	1	890	91.94	679	70.14	16	1.653	25.8	29.2
1000	973	0	0	4	67	358	471	64	8	1	0	0	0	0	902	92.7	656	67.42	9	0.925	25.4	28.7
1100	1118	1	22	60	112	426	433	58	5	1	0	0	0	0	923	82.56	637	56.98	6	0.537	23.7	28
1200	1109	0	0	10	108	486	445	52	6	1	0	1	0	0	991	89.36	648	58.43	8	0.721	24.6	28.1
1300	1082	0	0	19	89	372	485	99	12	4	0	0	0	2	974	90.02	709	65.53	18	1.664	25.4	29.2
1400	1045	0	1	12	86	407	439	84	10	4	1	1	0	0	946	90.53	637	60.96	16	1.531	25.1	28.9
1500	1255	3	36	92	183	487	397	46	5	3	0	3	0	0	941	74.98	575	45.82	11	0.876	22.7	27.4
1600	1334	0	5	58	194	541	457	67	7	5	0	0	0	0	1077	80.73	667	50	12	0.9	23.6	27.7
1700	1355	2	13	74	186	535	486	52	4	2	1	0	0	0	1080	79.7	687	50.7	7	0.517	23.4	27.7
1800	991	0	1	23	99	410	374	68	12	4	0	0	0	0	868	87.59	568	57.32	16	1.615	24.6	28.7
1900	761	0	1	8	63	273	332	72	7	3	2	0	0	0	689	90.54	494	64.91	12	1.577	25.4	29.1
2000	562	0	0	2	30	166	267	79	15	1	2	0	0	0	530	94.31	405	72.06	18	3.203	26.4	30.3
2100	337	0	0	3	14	106	150	49	12	2	1	0	0	0	320	94.96	245	72.7	15	4.451	26.6	30.8
2200	202	0	0	1	6	42	78	48	18	4	3	1	1	0	195	96.53	164	81.19	27	13.37	28.9	34.1
2300	127	0	0	1	3	24	60	27	10	2	0	0	0	0	123	96.85	108	85.04	12	9.449	28.2	32.3
07-19	12913	6	82	381	1283	4841	5327	850	96	32	5	6	0	4	11161	86.43	7674	59.43	143	1.107	24.5	28.5
06-22	14834	6	83	394	1399	5435	6202	1107	146	41	10	7	0	4	12952	87.31	9039	60.93	208	1.402	24.8	28.7
06-00	15163	6	83	396	1408	5501	6340	1182	174	47	13	8	1	4	13270	87.52	9311	61.41	247	1.629	24.8	28.9
00-00	15448	6	83	396	1417	5526	6452	1267	219	52	14	10	2	4	13546	87.69	9572	61.96	301	1.948	24.9	29

Job Name/ Title										Site	Location											
Tuesday, October 24, 2023										1	Fford Y Mileniwm (east) (N51.399206 W3.276657)											
to										Direction	Two-Way											
Speed Bins										Speed Limit (PSL)					ACPO (SL1)		DFT (SL2)		Mean	85%ile		
Time Period	Total Vehicles	0	5	10	15	20	25	30	35	40	45	50	55	60	20	20	24	24	35	35	Speed	Speed
		5	10	15	20	25	30	35	40	45	50	55	60	130			ACPO	ACPO	DFT	DFT		
Friday, October 27, 2023																						
0000	62	0	0	1	2	5	25	17	5	3	0	1	2	1	59	95.16	56	90.32	12	19.35	31.1	38.1
0100	31	0	0	0	1	7	10	8	1	2	0	1	0	1	30	96.77	25	80.65	5	16.13	30.5	38.1
0200	31	0	0	2	1	3	9	7	6	2	1	0	0	0	28	90.32	26	83.87	9	29.03	30.4	38.3
0300	25	0	0	0	0	4	11	8	1	0	1	0	0	0	25	100	22	88	2	8	29.6	33.6
0400	52	0	0	0	2	9	13	13	11	4	0	0	0	0	50	96.15	47	90.38	15	28.85	30.8	37.1
0500	113	0	0	0	3	19	38	33	17	3	0	0	0	0	110	97.35	100	88.5	20	17.7	29.7	36
0600	256	0	0	0	0	31	126	66	26	5	2	0	0	0	256	100	238	92.97	33	12.89	29.6	34.6
0700	603	0	0	2	21	179	308	80	6	4	2	1	0	0	580	96.19	462	76.62	13	2.156	26.6	30.2
0800	1002	0	4	21	89	366	447	62	6	6	1	0	0	0	888	88.62	643	64.17	13	1.297	24.9	28.5
0900	1083	0	0	12	65	403	513	82	7	1	0	0	0	0	1006	92.89	727	67.13	8	0.739	25.3	28.7
1000	1034	1	0	13	89	457	405	60	8	1	0	0	0	0	931	90.04	593	57.35	9	0.87	24.6	28.3
1100	1152	1	1	21	88	460	513	59	7	0	2	0	0	0	1041	90.36	723	62.76	9	0.781	24.8	28.1
1200	1299	0	11	83	165	552	422	62	3	1	0	0	0	0	1040	80.06	650	50.04	4	0.308	23.3	27.4
1300	1256	1	13	38	144	507	476	70	4	1	0	0	0	2	1060	84.39	689	54.86	7	0.557	24.1	28
1400	1236	1	3	26	137	510	480	67	11	1	0	0	0	0	1069	86.49	684	55.34	12	0.971	24.3	28.3
1500	1324	3	47	151	176	451	422	64	7	3	0	0	0	0	947	71.53	601	45.39	10	0.755	22.2	27.4
1600	1372	3	20	113	212	462	490	64	8	0	0	0	0	0	1024	74.64	684	49.85	8	0.583	22.9	27.7
1700	1359	1	12	56	197	541	487	51	8	4	0	0	0	2	1093	80.43	665	48.93	14	1.03	23.5	27.6
1800	1135	2	5	29	113	455	438	72	17	2	1	1	0	0	986	86.87	667	58.77	21	1.85	24.6	28.4
1900	810	0	3	7	55	303	342	82	12	4	1	0	1	0	745	91.98	518	63.95	18	2.222	25.5	29.4
2000	597	0	0	2	21	176	247	121	23	3	4	0	0	0	574	96.15	462	77.39	30	5.025	27.2	31.8
2100	491	0	0	4	34	128	222	70	24	9	0	0	0	0	453	92.26	379	77.19	33	6.721	27	31.2
2200	295	0	0	0	4	77	136	56	10	5	5	0	0	2	291	98.64	240	81.36	22	7.458	28.4	32.5
2300	237	0	0	0	2	50	112	52	16	2	2	1	0	0	235	99.16	202	85.23	21	8.861	28.5	32.8
07-19	13855	13	116	565	1496	5343	5401	793	92	24	6	2	0	4	11665	84.19	7788	56.21	128	0.924	24.1	28.2
06-22	16009	13	119	578	1606	5981	6338	1132	177	45	13	2	1	4	13693	85.53	9385	58.62	242	1.512	24.4	28.6
06-00	16541	13	119	578	1612	6108	6586	1240	203	52	20	3	1	6	14219	85.96	9827	59.41	285	1.723	24.6	28.7
00-00	16855	13	119	581	1621	6155	6692	1326	244	66	22	5	3	8	14521	86.15	10103	59.94	348	2.065	24.7	28.9

Job Name/ Title										Site	Location											
Tuesday, October 24, 2023										1	Fford Y Mileniwm (east) (N51.399206 W3.276657)											
to										Direction	Two-Way											
Speed Bins										Speed Limit (PSL)					ACPO (SL1)		DFT (SL2)		Mean	85%ile		
Time Period	Total Vehicles	0	5	10	15	20	25	30	35	40	45	50	55	60	20	20	24	24	35	35	Speed	Speed
		5	10	15	20	25	30	35	40	45	50	55	60	130			ACPO	ACPO	DFT	DFT		
Saturday, October 28, 2023																						
0000	136	0	0	0	2	33	56	31	9	3	0	1	1	0	134	98.53	114	83.82	14	10.29	28.8	34
0100	75	0	0	0	0	8	30	25	6	3	2	1	0	0	75	100	70	93.33	12	16	30.8	36
0200	59	0	0	0	0	7	28	17	5	0	1	1	0	0	59	100	53	89.83	7	11.86	30	33.6
0300	39	0	0	0	0	2	16	13	6	1	0	0	0	1	39	100	37	94.87	8	20.51	31.7	36.5
0400	36	0	0	0	1	5	8	16	2	1	0	2	1	0	35	97.22	32	88.89	6	16.67	31.9	37.6
0500	59	0	0	0	2	9	22	18	4	4	0	0	0	0	57	96.61	52	88.14	8	13.56	29.7	34.9
0600	137	0	0	1	1	26	54	33	17	5	0	0	0	0	135	98.54	117	85.4	22	16.06	29.1	35.4
0700	266	0	0	1	8	52	124	62	17	2	0	0	0	0	257	96.62	220	82.71	19	7.143	28	33.2
0800	558	0	0	2	30	130	288	90	14	4	0	0	0	0	526	94.27	435	77.96	18	3.226	26.9	30.9
0900	921	0	1	16	79	311	421	85	7	0	1	0	0	0	825	89.58	622	67.54	8	0.869	25.3	28.9
1000	1188	1	12	50	157	472	430	56	5	1	2	0	0	2	968	81.48	628	52.86	10	0.842	23.7	28
1100	1253	9	120	210	198	356	328	28	3	0	0	0	0	1	716	57.14	452	36.07	4	0.319	20.1	26.7
1200	1261	9	166	228	169	405	256	26	1	1	0	0	0	0	689	54.64	381	30.21	2	0.159	19.2	25.9
1300	1282	21	165	287	187	370	226	21	5	0	0	0	0	0	622	48.52	342	26.68	5	0.39	18.4	25.7
1400	1298	5	52	92	207	558	349	30	2	1	1	0	0	1	942	72.57	505	38.91	5	0.385	22	26.8
1500	1187	2	19	52	159	570	320	53	8	1	0	0	3	0	955	80.45	528	44.48	12	1.011	23.2	27.4
1600	1171	0	13	45	121	524	394	66	6	2	0	0	0	0	992	84.71	603	51.49	8	0.683	23.7	27.7
1700	1005	0	2	8	82	388	433	86	5	0	0	0	1	0	913	90.85	638	63.48	6	0.597	25.1	28.9
1800	862	0	2	13	78	405	285	64	13	1	1	0	0	0	769	89.21	449	52.09	15	1.74	24.5	28.4
1900	601	0	0	3	38	167	289	73	23	5	2	0	1	0	560	93.18	438	72.88	31	5.158	26.7	30.4
2000	430	3	0	1	9	104	217	70	23	3	0	0	0	0	417	96.98	349	81.16	26	6.047	27.4	31.6
2100	325	0	0	0	7	84	148	69	11	6	0	0	0	0	318	97.85	268	82.46	17	5.231	27.6	31.9
2200	263	0	0	0	4	61	133	49	14	1	1	0	0	0	259	98.48	216	82.13	16	6.084	27.6	31.3
2300	204	0	0	1	11	49	91	35	11	3	1	2	0	0	192	94.12	158	77.45	17	8.333	27.6	31.8
07-19	12252	47	552	1004	1475	4541	3854	667	86	13	5	0	4	4	9174	74.88	5803	47.36	112	0.914	22.6	27.8
06-22	13745	50	552	1009	1530	4922	4562	912	160	32	7	0	5	4	10604	77.15	6975	50.75	208	1.513	23.1	28.3
06-00	14212	50	552	1010	1545	5032	4786	996	185	36	9	2	5	4	11055	77.79	7349	51.71	241	1.696	23.3	28.4
00-00	14616	50	552	1010	1550	5096	4946	1116	217	48	12	7	7	5	11454	78.37	7707	52.73	296	2.025	23.4	28.6

Job Name/ Title										Site	1	Location										
Tuesday, October 24, 2023										to	monday, October 30, 2023											
										Direction	Two-Way											
										Speed Bins					Speed Limit (PSL)		ACPO (SL1)		DFT (SL2)		Mean	85%ile
Time Period	Total Vehicles	0	5	10	15	20	25	30	35	40	45	50	55	60	20	20	24	24	35	35	Mean	85%ile
		5	10	15	20	25	30	35	40	45	50	55	60	130			ACPO	ACPO	DFT	DFT	Speed	Speed
Average Day																						
0000	82	0	0	0	3	15	38	19	5	2	0	1	1	0	79	96.15	70	84.62	8	9.919	28.7	33.4
0100	47	0	0	0	1	6	17	14	5	2	0	1	0	0	46	97.51	42	88.61	9	18.86	30.5	36
0200	38	0	0	1	1	5	16	10	4	1	1	0	0	0	36	95.61	33	85.96	5	14.04	29.4	34.6
0300	28	0	0	0	1	3	12	8	3	1	0	0	0	0	27	97.62	25	89.88	4	14.88	30	34.7
0400	45	0	0	0	1	8	16	12	7	2	0	0	0	0	44	97.05	39	85.98	9	19.19	29.8	35.9
0500	84	0	0	0	3	11	32	26	10	2	0	0	0	0	81	96.63	75	89.68	12	14.48	29.7	34.9
0600	214	0	0	0	4	33	106	51	16	4	1	0	0	0	210	98.13	191	89.09	20	9.353	28.8	33.4
0700	481	0	0	3	20	125	255	63	12	2	1	0	0	0	458	95.25	376	78.29	15	3.017	26.6	30.3
0800	798	0	2	8	48	262	385	76	13	4	1	0	0	0	740	92.75	556	69.61	17	2.151	25.8	29.4
0900	884	0	1	12	54	298	415	91	9	2	1	0	0	0	816	92.32	607	68.65	13	1.434	25.7	29.3
1000	881	0	3	15	78	346	370	59	8	1	0	0	0	0	784	89.08	539	61.22	9	1.06	24.8	28.5
1100	934	2	26	57	98	353	347	46	4	1	1	0	0	0	751	80.42	501	53.62	5	0.571	23.4	27.8
1200	981	2	30	58	109	393	337	47	4	1	0	0	0	0	782	79.74	501	51.1	5	0.51	23.2	27.7
1300	971	4	31	62	100	353	355	58	6	1	0	0	0	1	774	79.79	515	53.07	8	0.841	23.4	28.2
1400	977	1	11	30	107	395	368	55	7	2	1	0	0	0	828	84.74	532	54.49	10	1.041	24.1	28.2
1500	1051	2	28	83	157	424	305	45	5	1	0	1	1	0	781	74.31	461	43.9	7	0.698	22.5	27.3
1600	1080	1	10	55	135	420	394	58	6	2	0	0	0	0	879	81.4	566	52.45	8	0.725	23.6	28
1700	1061	1	8	49	150	430	364	51	6	1	1	0	0	0	853	80.36	526	49.54	9	0.833	23.5	27.7
1800	845	1	4	22	90	340	317	59	10	2	1	0	0	0	729	86.27	478	56.61	13	1.539	24.4	28.5
1900	613	0	1	4	40	204	274	71	14	5	1	0	1	0	568	92.79	421	68.79	20	3.211	26	30
2000	424	1	0	1	18	117	199	72	13	2	1	0	0	0	405	95.44	322	76.01	17	3.893	26.9	31.1
2100	313	0	0	2	17	85	139	54	12	4	1	0	0	0	294	93.98	238	75.88	17	5.272	27	31.3
2200	197	0	0	0	4	44	88	44	11	3	2	0	0	1	192	97.71	162	82.22	17	8.467	28.4	32.8
2300	126	0	0	0	3	27	58	25	10	2	1	1	0	0	123	97.09	104	82.43	12	9.643	28.2	32.9
07-19	10941	14	153	455	1145	4140	4209	706	90	19	6	2	1	2	9174	83.85	6158	56.28	119	1.091	24.1	28.4
06-22	12504	14	154	462	1223	4579	4927	954	144	33	9	2	1	3	10651	85.18	7330	58.62	192	1.535	24.4	28.7
06-00	12827	14	154	463	1231	4650	5073	1023	164	37	12	3	2	3	10966	85.49	7595	59.21	221	1.722	24.5	28.9
00-00	13152	14	154	464	1240	4698	5203	1110	198	46	13	5	3	4	11280	85.77	7879	59.91	268	2.039	24.6	29

Job Name/ Title										Site 1 Location Fford Y Mileniwm (east) (N51.399206 W3.276657)												
Tuesday, October 24, 2023					to					monday, October 30, 2023					Direction Two-Way							
Speed Bins										Speed Limit (PSL)					ACPO (SL1)		DFT (SL2)		Mean Speed	85%ile Speed		
Time Period	Total Vehicles	0	5	10	15	20	25	30	35	40	45	50	55	60	20	20	24	24	35	35	Mean Speed	85%ile Speed
		5	10	15	20	25	30	35	40	45	50	55	60	130			ACPO	ACPO	DFT	DFT		

Virtual Week

Mon	0	0	0	0	0	0	0	0	0	0	0	0	0	0	0	0	0	0	0	0	-	-
Tue	14976	6	93	385	1356	5417	6162	1283	212	42	19	0	0	1	13136	87.71	9254	61.79	274	1.83	24.9	29.1
Wed	15478	9	76	400	1423	5759	6256	1293	200	41	9	5	3	4	13570	87.67	9349	60.4	262	1.693	24.8	28.9
Thu	15448	6	83	396	1417	5526	6452	1267	219	52	14	10	2	4	13546	87.69	9572	61.96	301	1.948	24.9	29
Fri	16855	13	119	581	1621	6155	6692	1326	244	66	22	5	3	8	14521	86.15	10103	59.94	348	2.065	24.7	28.9
Sat	14616	50	552	1010	1550	5096	4946	1116	217	48	12	7	7	5	11454	78.37	7707	52.73	296	2.025	23.4	28.6
Sun	1536	0	1	10	75	236	710	376	93	29	4	2	0	0	1450	94.4	1286	83.72	128	8.333	28.3	32.9

5 Day Average

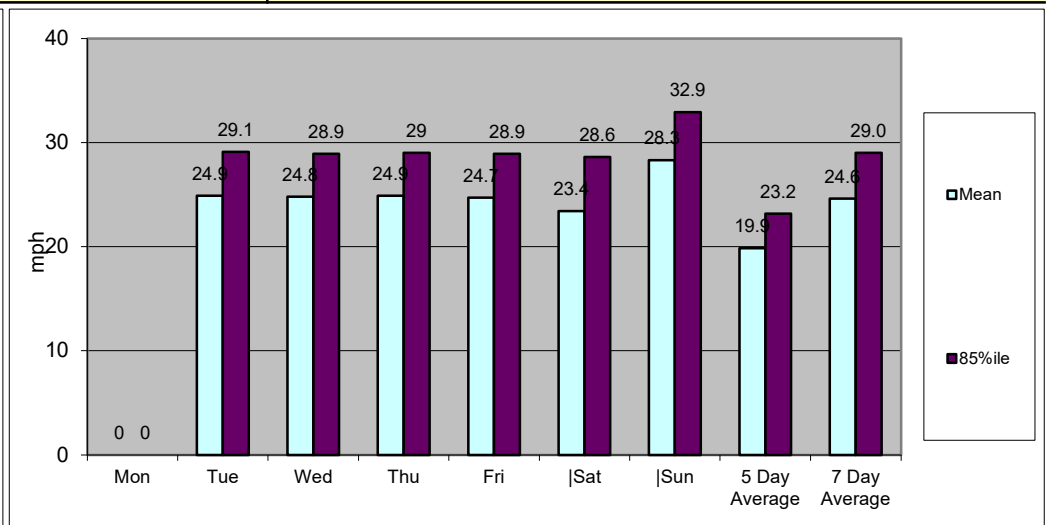
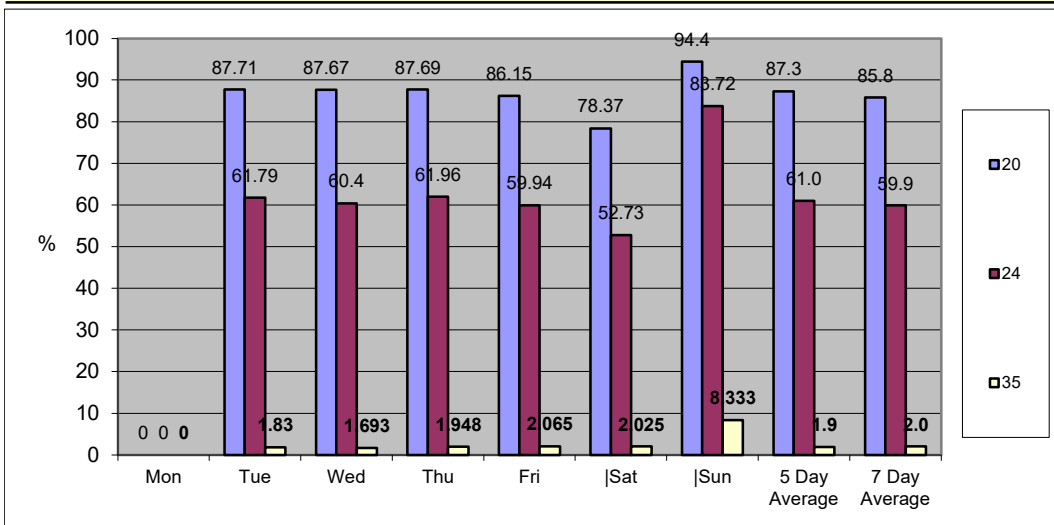
[--]	12551	7	74	352	1163	4571	5112	1034	175	40	13	4	2	3	10955	87.3	7656	61.0	237	1.9	19.9	23.2
------	-------	---	----	-----	------	------	------	------	-----	----	----	---	---	---	-------	------	------	------	-----	-----	------	------

7 Day Average

[--]	13152	14	154	464	1240	4698	5203	1110	198	46	13	5	3	4	11280	85.8	7879	59.9	268	2.0	24.6	29.0
------	-------	----	-----	-----	------	------	------	------	-----	----	----	---	---	---	-------	------	------	------	-----	-----	------	------

Total Vehicles

[--]	78909	84	924	2782	7442	28189	31218	6661	1185	278	80	29	15	22	67677	85.8	47271	59.9	1609	2.0	24.6	29.0
------	-------	----	-----	------	------	-------	-------	------	------	-----	----	----	----	----	-------	------	-------	------	------	-----	------	------



Classification Schemes

Scheme F Classification Scheme (Non-metric)

Scheme F is an attempt to implement the FWHA's visual classification scheme as an axle-based classification scheme. This is one of several interpretations.

Class	Vehicle Type	No. of Axles	Axle spacing in feet				
			Axle 1 to 2	Axle 2 to 3	Axle 3 to 4	Axle 4 to 5	Axle 5 to 6
1	motorcycle	2	<6.0				
2	passenger car	2	6.0 - 10.0				
	car + 1 axle trailer	3	<10.0	10.0 - 18.0			
	car + 2 axle trailer	4	<10.0		<3.5		
3	pickup	2	10.0 - 15.0				
	pickup + 1 axle trailer	3	10.0 - 15.0	10.0 - 18.0			
	pickup + 2 axle trailer	4	10.0 - 15.0		<3.5		
	pickup + 3 axle trailer	5	9.9 - 15.0			<3.5	
4	bus	2	>20.0				
	bus	3	>19.0				
5	single unit truck - dual rear axle	2	14.9 - 20.0			<3.5	
6	3 axle truck	3		<18.0			
7	4 axle truck	4					
8	2S1	3		>18.0			
	2S2	4		>5.0	>3.5		
	3S1	4		<5.0	>10.0		
9	3S2	5		<6.1		3.5 - 8.0	
	5 axle combination	5					
10	6 axle combination	6			3.5 - 5.0		
	3S3	6					
11	2S1-2	5		>6.0			
12	3S1-2	6					>10.0
13	truck	7 or more					

Job Number & Title: SS1254 Vale Of Glamorgan

Site Location: Site 2 Fford Y Mileniwm (West)

Survey Date: Tuesday 24th October 2023

Site Location Plan



Job Name/ Title

TUESDAY, OCTOBER 24, 2023

Site	Location	Lat / Long	Direction	Start Date	End Date	Posted Speed Limit (PSL)	Total Vehicles	5 Day Ave.	7 Day Ave.	Posted Speed Limit (PSL)		110%(PSL) + 2 (SL1)		DfT PSL+15 (SL2)		Mean Speed	85%ile Speed
										>PSL	>PSL%	>SL1	>SL1%	>SL2	>SL2%		
2	Fford Y Mileniwm (West)	N51.39833 W3.27826	Eastbound	Tuesday, October 24, 2023	monday, October 30, 2023	20	35910	5670	5985	12849	35.8	5337	14.9	181	0.5	18.5	23.9
			Westbound	Tuesday, October 24, 2023	monday, October 30, 2023		38992	6132	6499	29383	75.4	17976	46.1	725	1.9	22.8	28.5
			Two-Way	Tuesday, October 24, 2023	monday, October 30, 2023		74902	11802	12484	42232	56	23313	31	906	1	21	27



Job Name/ Title		Site	2	Location	Fford Y Mileniwm (West) (N51.39833 W3.27826)										
Tuesday, October 24, 2023		to		Monday, October 30, 2023		Direction		Eastbound							
TIME PERIOD	TOTAL VEHICLES	MOTOR-CYCLES	CARS OR CAR-BASED LGV	LIGHT GOODS VEHICLE S	BUSES	TWO AXLE, SIX TYRE, RIGID	THREE AXLE RIGID	FOUR OR MORE AXLE RIGID	FOUR OR LESS AXLE ARTIC	FIVE AXLE ARTIC	SIX OR MORE AXLE ARTIC	FIVE OR LESS AXLE MULTI-TRAILER ARTIC	SIX AXLE MULTI-TRAILER ARTIC	SEVEN OR MORE AXLE ARTIC	
Tuesday, October 24, 2023															
0000	15	0	11	1	0	0	3	0	0	0	0	0	0	0	
0100	11	0	10	1	0	0	0	0	0	0	0	0	0	0	
0200	10	0	8	1	0	0	1	0	0	0	0	0	0	0	
0300	13	0	13	0	0	0	0	0	0	0	0	0	0	0	
0400	20	0	17	2	0	0	1	0	0	0	0	0	0	0	
0500	61	0	52	4	0	0	5	0	0	0	0	0	0	0	
0600	170	2	134	14	0	0	19	0	0	0	1	0	0	0	
0700	390	3	305	12	0	0	65	0	2	1	0	1	0	1	
0800	562	2	449	27	0	0	70	1	4	2	4	3	0	0	
0900	424	1	344	14	1	0	56	1	3	0	1	2	0	1	
1000	384	1	304	18	0	0	57	0	1	1	0	2	0	0	
1100	423	0	328	14	1	0	70	1	4	0	3	1	0	1	
1200	459	5	364	8	0	2	67	1	9	2	0	1	0	0	
1300	485	4	404	13	0	1	56	0	7	0	0	0	0	0	
1400	505	2	432	6	0	0	54	1	9	0	0	1	0	0	
1500	523	1	460	12	1	0	38	2	6	0	0	1	0	2	
1600	538	4	440	11	0	0	68	3	8	2	0	0	0	2	
1700	540	2	461	4	1	0	62	1	7	0	0	1	0	1	
1800	446	1	363	8	0	0	66	0	8	0	0	0	0	0	
1900	313	2	259	5	0	0	45	0	0	0	2	0	0	0	
2000	196	0	156	5	0	0	33	0	0	0	2	0	0	0	
2100	145	0	113	6	0	1	24	0	0	0	1	0	0	0	
2200	86	0	75	2	0	0	9	0	0	0	0	0	0	0	
2300	35	0	34	0	0	0	1	0	0	0	0	0	0	0	
07-19	5679	26	4654	147	4	3	729	11	68	8	8	13	0	8	
06-22	6503	30	5316	177	4	4	850	11	68	8	14	13	0	8	
06-00	6624	30	5425	179	4	4	860	11	68	8	14	13	0	8	
00-00	6754	30	5536	188	4	4	870	11	68	8	14	13	0	8	

Job Name/ Title Site 2 Location Fford Y Mileniwm (West) (N51.39833 W3.27826)
 Tuesday, October 24, 2023 to Monday, October 30, 2023 Direction Eastbound

TIME PERIOD	TOTAL VEHICLES	MOTOR-CYCLES	CARS OR CAR-BASED LGV	LIGHT GOODS VEHICLES	BUSES	TWO AXLE, SIX TYRE, RIGID	THREE AXLE RIGID	FOUR OR MORE AXLE RIGID	FOUR OR LESS AXLE ARTIC	FIVE AXLE ARTIC	SIX OR MORE AXLE ARTIC	FIVE OR LESS AXLE MULTI-TRAILER ARTIC	SIX AXLE MULTI-TRAILER ARTIC	SEVEN OR MORE AXLE ARTIC
-------------	----------------	--------------	-----------------------	----------------------	-------	---------------------------	------------------	-------------------------	-------------------------	-----------------	------------------------	---------------------------------------	------------------------------	--------------------------

Wednesday, October 25, 2023

0000	19	0	17	0	0	0	2	0	0	0	0	0	0	0
0100	4	0	3	1	0	0	0	0	0	0	0	0	0	0
0200	8	0	8	0	0	0	0	0	0	0	0	0	0	0
0300	13	0	13	0	0	0	0	0	0	0	0	0	0	0
0400	21	0	21	0	0	0	0	0	0	0	0	0	0	0
0500	58	1	47	6	0	0	4	0	0	0	0	0	0	0
0600	184	0	137	14	0	0	31	0	0	1	0	1	0	0
0700	406	3	293	17	0	0	89	0	0	0	3	1	0	0
0800	580	1	454	20	1	2	89	0	6	0	2	3	0	2
0900	448	2	341	18	1	2	75	0	5	0	1	1	0	2
1000	390	2	298	14	0	0	72	0	3	0	1	0	0	0
1100	473	6	375	11	1	1	71	0	6	0	1	0	0	1
1200	467	5	375	18	1	0	62	0	3	1	0	1	0	1
1300	460	2	376	10	2	1	55	1	8	0	2	2	0	1
1400	520	3	425	12	0	0	67	1	8	2	1	1	0	0
1500	594	5	504	9	1	0	59	2	9	0	1	2	0	2
1600	537	4	470	7	0	1	36	1	7	2	3	3	0	3
1700	534	7	452	10	1	0	53	1	7	0	2	1	0	0
1800	472	2	390	3	0	0	67	0	6	0	2	1	0	1
1900	340	4	270	9	0	0	50	0	4	2	0	0	0	1
2000	215	1	167	4	0	0	42	0	1	0	0	0	0	0
2100	163	1	138	3	0	1	19	1	0	0	0	0	0	0
2200	95	0	87	2	0	0	6	0	0	0	0	0	0	0
2300	31	0	28	0	0	0	3	0	0	0	0	0	0	0
07-19	5881	42	4753	149	8	7	795	6	68	5	19	16	0	13
06-22	6783	48	5465	179	8	8	937	7	73	8	19	17	0	14
06-00	6909	48	5580	181	8	8	946	7	73	8	19	17	0	14
00-00	7032	49	5689	188	8	8	952	7	73	8	19	17	0	14

Job Name/ Title Site 2 Location Fford Y Mileniwm (West) (N51.39833 W3.27826)
 Tuesday, October 24, 2023 to Monday, October 30, 2023 Direction Eastbound

TIME PERIOD	TOTAL VEHICLES	MOTOR-CYCLES	CARS OR CAR-BASED LGV	LIGHT GOODS VEHICLE S	BUSES	TWO AXLE, SIX TYRE, RIGID	THREE AXLE RIGID	FOUR OR MORE AXLE RIGID	FOUR OR LESS AXLE ARTIC	FIVE AXLE ARTIC	SIX OR MORE AXLE ARTIC	FIVE OR LESS AXLE		
												MULTI-TRAILER ARTIC	SIX AXLE MULTI-TRAILER ARTIC	SEVEN OR MORE AXLE ARTIC
Thursday, October 26, 2023														
0000	32	0	27	1	0	0	3	0	0	0	1	0	0	0
0100	16	0	13	1	0	0	2	0	0	0	0	0	0	0
0200	9	0	9	0	0	0	0	0	0	0	0	0	0	0
0300	11	0	9	1	0	1	0	0	0	0	0	0	0	0
0400	28	0	24	3	0	0	1	0	0	0	0	0	0	0
0500	60	2	53	2	0	0	3	0	0	0	0	0	0	0
0600	171	1	126	12	0	0	30	1	0	0	1	0	0	0
0700	417	1	333	20	0	0	60	0	2	0	0	0	0	1
0800	543	2	429	22	2	1	76	0	4	0	5	1	0	1
0900	435	1	360	11	0	0	60	0	1	0	1	0	0	1
1000	412	3	337	17	0	2	49	0	3	1	0	0	0	0
1100	483	5	405	10	2	0	53	0	6	0	1	1	0	0
1200	479	1	413	10	0	0	42	2	8	1	0	2	0	0
1300	464	4	391	15	0	3	43	0	6	1	1	0	0	0
1400	428	4	361	9	1	0	48	0	3	0	1	1	0	0
1500	502	1	450	6	0	0	32	0	7	0	0	3	0	3
1600	546	1	488	7	0	0	36	3	7	1	1	1	0	1
1700	568	1	491	7	0	0	56	2	9	0	1	1	0	0
1800	446	1	378	7	0	0	51	0	6	1	2	0	0	0
1900	323	1	259	5	0	0	55	0	0	0	2	1	0	0
2000	239	0	184	6	0	0	47	0	0	0	0	1	0	1
2100	142	2	117	6	0	0	17	0	0	0	0	0	0	0
2200	78	0	71	0	0	1	6	0	0	0	0	0	0	0
2300	52	0	45	1	0	0	5	0	1	0	0	0	0	0
07-19	5723	25	4836	141	5	6	606	7	62	5	13	10	0	7
06-22	6598	29	5522	170	5	6	755	8	62	5	16	12	0	8
06-00	6728	29	5638	171	5	7	766	8	63	5	16	12	0	8
00-00	6884	31	5773	179	5	8	775	8	63	5	17	12	0	8

Job Name/ Title Site 2 Location Fford Y Mileniwm (West) (N51.39833 W3.27826)
 Tuesday, October 24, 2023 to Monday, October 30, 2023 Direction Eastbound

TIME PERIOD	TOTAL VEHICLES	MOTOR-CYCLES	CARS OR CAR-BASED LGV	LIGHT GOODS VEHICLE S	BUSES	TWO AXLE, SIX TYRE, RIGID	THREE AXLE RIGID	FOUR OR MORE AXLE RIGID	FOUR OR LESS AXLE ARTIC	FIVE AXLE ARTIC	SIX OR MORE AXLE ARTIC	FIVE OR LESS	SIX AXLE	SEVEN OR MORE
												AXLE MULTI-TRAILER ARTIC	TRAILER ARTIC	AXLE ARTIC
Friday, October 27, 2023														
0000	27	0	25	2	0	0	0	0	0	0	0	0	0	0
0100	13	1	12	0	0	0	0	0	0	0	0	0	0	0
0200	12	0	10	2	0	0	0	0	0	0	0	0	0	0
0300	13	0	11	0	0	0	2	0	0	0	0	0	0	0
0400	26	0	21	3	0	0	1	0	0	0	1	0	0	0
0500	64	1	57	1	0	0	5	0	0	0	0	0	0	0
0600	156	1	126	16	0	0	13	0	0	0	0	0	0	0
0700	361	2	299	12	0	0	46	0	1	1	0	0	0	0
0800	516	5	409	13	0	1	81	1	2	1	0	2	0	1
0900	524	1	433	15	0	1	62	0	9	0	1	1	0	1
1000	467	2	367	13	1	1	74	1	3	0	2	2	0	1
1100	530	4	464	11	0	0	39	1	7	0	2	1	0	1
1200	558	5	468	13	1	0	49	1	16	0	1	3	0	1
1300	549	5	474	9	0	0	46	1	10	0	1	3	0	0
1400	548	0	471	19	2	0	44	1	9	0	0	2	0	0
1500	606	5	543	14	0	0	37	2	4	0	1	0	0	0
1600	545	2	464	7	0	0	52	0	16	0	0	3	0	1
1700	572	4	490	11	1	0	51	0	11	2	1	1	0	0
1800	503	1	424	4	1	0	66	0	5	1	0	0	0	1
1900	385	2	303	7	0	1	63	0	5	0	0	1	0	3
2000	255	4	198	7	0	0	45	0	1	0	0	0	0	0
2100	216	0	168	3	0	0	40	0	2	0	3	0	0	0
2200	131	0	110	2	0	1	17	0	0	0	0	0	0	1
2300	105	0	85	0	0	0	19	0	0	0	1	0	0	0
07-19	6279	36	5306	141	6	3	647	8	93	5	9	18	0	7
06-22	7291	43	6101	174	6	4	808	8	101	5	12	19	0	10
06-00	7527	43	6296	176	6	5	844	8	101	5	13	19	0	11
00-00	7682	45	6432	184	6	5	852	8	101	5	14	19	0	11

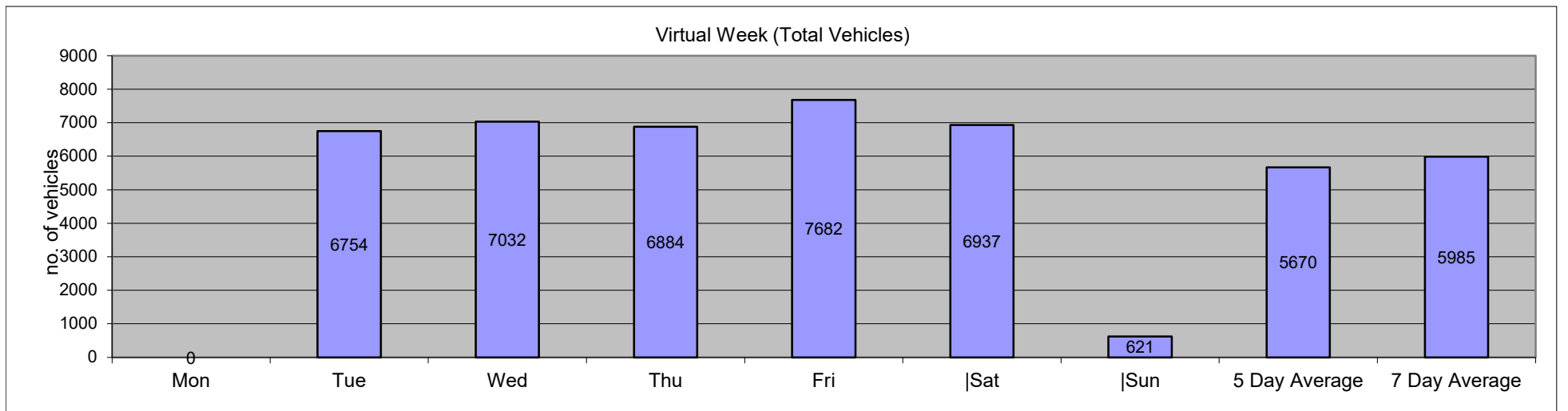
Job Name/ Title		Site	2	Location	Fford Y Mileniwm (West) (N51.39833 W3.27826)										
Tuesday, October 24, 2023 to		Monday, October 30, 2023			Direction Eastbound										
TIME PERIOD	TOTAL VEHICLES	MOTOR-CYCLES	CARS OR CAR-BASED LGV	LIGHT GOODS VEHICLE S	BUSES	TWO AXLE, SIX TYRE, RIGID	THREE AXLE RIGID	FOUR OR MORE AXLE RIGID	FOUR OR LESS AXLE ARTIC	FIVE AXLE ARTIC	SIX OR MORE AXLE ARTIC	FIVE OR LESS AXLE MULTI-TRAILER ARTIC	SIX AXLE MULTI-TRAILER ARTIC	SEVEN OR MORE AXLE ARTIC	
Saturday, October 28, 2023															
0000	70	0	56	1	0	0	13	0	0	0	0	0	0	0	
0100	24	1	21	0	0	0	2	0	0	0	0	0	0	0	
0200	25	0	23	0	0	0	1	0	0	0	0	1	0	0	
0300	14	0	13	0	0	0	0	0	0	0	0	1	0	0	
0400	18	0	15	2	0	0	1	0	0	0	0	0	0	0	
0500	31	0	30	1	0	0	0	0	0	0	0	0	0	0	
0600	58	0	51	2	0	0	5	0	0	0	0	0	0	0	
0700	128	1	107	10	0	0	10	0	0	0	0	0	0	0	
0800	291	0	227	14	0	0	48	0	1	0	1	0	0	0	
0900	473	1	401	14	0	0	55	1	0	1	0	0	0	0	
1000	551	5	471	5	0	2	52	0	8	2	2	4	0	0	
1100	551	3	502	6	0	0	36	0	1	0	1	2	0	0	
1200	616	2	568	9	0	0	34	0	0	0	2	0	0	1	
1300	616	1	564	5	3	1	37	0	1	0	0	3	0	1	
1400	626	3	562	10	0	0	40	0	8	1	2	0	0	0	
1500	565	3	490	10	1	0	49	2	9	0	0	1	0	0	
1600	579	1	494	11	0	0	63	0	7	1	1	1	0	0	
1700	480	4	395	7	0	1	71	0	2	0	0	0	0	0	
1800	398	0	325	3	0	0	59	0	3	2	2	1	1	2	
1900	276	0	231	2	0	0	41	0	1	1	0	0	0	0	
2000	193	2	156	4	0	0	31	0	0	0	0	0	0	0	
2100	156	1	126	4	0	0	23	0	2	0	0	0	0	0	
2200	123	0	107	3	0	0	13	0	0	0	0	0	0	0	
2300	75	2	59	1	0	0	13	0	0	0	0	0	0	0	
07-19	5874	24	5106	104	4	4	554	3	40	7	11	12	1	4	
06-22	6557	27	5670	116	4	4	654	3	43	8	11	12	1	4	
06-00	6755	29	5836	120	4	4	680	3	43	8	11	12	1	4	
00-00	6937	30	5994	124	4	4	697	3	43	8	11	14	1	4	

Job Name/ Title Site 2 Location Fford Y Mileniwm (West) (N51.39833 W3.27826)
 Tuesday, October 24, 2023 to Monday, October 30, 2023 Direction Eastbound

TIME PERIOD	TOTAL VEHICLES	MOTOR-CYCLES	CARS OR CAR-BASED LGV	LIGHT GOODS VEHICLE S	BUSES	TWO AXLE, SIX TYRE, RIGID	THREE AXLE RIGID	FOUR OR MORE AXLE RIGID	FOUR OR LESS AXLE ARTIC	FIVE AXLE ARTIC	SIX OR MORE AXLE ARTIC	FIVE OR LESS AXLE MULTI-TRAILER ARTIC	SIX AXLE MULTI-TRAILER ARTIC	SEVEN OR MORE AXLE ARTIC
Average Day														
0000	38	0	31	2	0	0	5	0	0	0	0	0	0	0
0100	17	0	15	1	0	0	1	0	0	0	0	0	0	0
0200	15	0	14	1	0	0	1	0	0	0	0	0	0	0
0300	14	0	13	0	0	0	1	0	0	0	0	0	0	0
0400	22	0	19	2	0	0	1	0	0	0	0	0	0	0
0500	49	1	43	2	0	0	3	0	0	0	0	0	0	0
0600	129	1	101	10	0	0	16	0	0	0	0	0	0	0
0700	291	2	229	12	0	0	46	0	1	0	1	0	0	0
0800	428	2	339	16	1	1	62	0	3	1	2	2	0	1
0900	412	2	337	13	0	1	55	0	3	0	1	1	0	1
1000	385	2	311	12	0	1	53	0	3	1	1	1	0	0
1100	410	3	346	9	1	0	45	0	4	0	1	1	0	1
1200	430	3	365	10	0	0	42	1	6	1	1	1	0	1
1300	429	3	368	9	1	1	40	0	5	0	1	1	0	0
1400	438	2	375	9	1	0	42	1	6	1	1	1	0	0
1500	465	3	408	9	1	0	36	1	6	0	0	1	0	1
1600	458	2	393	7	0	0	43	1	8	1	1	1	0	1
1700	449	3	382	7	1	0	49	1	6	0	1	1	0	0
1800	378	1	313	4	0	0	52	0	5	1	1	0	0	1
1900	273	2	220	5	0	0	42	0	2	1	1	0	0	1
2000	183	1	144	4	0	0	33	0	0	0	0	0	0	0
2100	137	1	110	4	0	0	21	0	1	0	1	0	0	0
2200	86	0	75	2	0	0	9	0	0	0	0	0	0	0
2300	50	0	42	0	0	0	7	0	0	0	0	0	0	0
07-19	4973	26	4165	115	5	4	562	6	55	5	10	12	0	7
06-22	5695	30	4741	138	5	4	675	6	58	6	12	12	0	8
06-00	5830	31	4858	140	5	5	690	6	58	6	13	12	0	8
00-00	5985	32	4992	147	5	5	702	6	58	6	13	13	0	8

Job Name/ Title Site 2 Location Fford Y Mileniwm (West) (N51.39833 W3.27826)
 Tuesday, October 24, 2023 to Monday, October 30, 2023 Direction Eastbound

TIME PERIOD	TOTAL VEHICLES	MOTOR-CYCLES	CARS OR CAR-BASED LGV	LIGHT GOODS VEHICLES	BUSES	TWO AXLE, SIX TYRE, RIGID	THREE AXLE RIGID	FOUR OR MORE AXLE RIGID	FOUR OR LESS AXLE ARTIC	FIVE AXLE ARTIC	SIX OR MORE AXLE ARTIC	FIVE OR LESS AXLE MULTI-TRAILER ARTIC	SIX AXLE MULTI-TRAILER ARTIC	SEVEN OR MORE AXLE ARTIC
Virtual Week														
Mon	0	0	0	0	0	0	0	0	0	0	0	0	0	0
Tue	6754	30	5536	188	4	4	870	11	68	8	14	13	0	8
Wed	7032	49	5689	188	8	8	952	7	73	8	19	17	0	14
Thu	6884	31	5773	179	5	8	775	8	63	5	17	12	0	8
Fri	7682	45	6432	184	6	5	852	8	101	5	14	19	0	11
Sat	6937	30	5994	124	4	4	697	3	43	8	11	14	1	4
Sun	621	5	528	20	0	0	63	0	1	1	2	0	0	1
5 Day Average														
[--]	5670	31	4686	148	5	5	690	7	61	5	13	12	0	8
7 Day Average														
[--]	5985	32	4992	147	5	5	702	6	58	6	13	13	0	8
Total Vehicles														
[--]	35910	190	29952	883	27	29	4209	37	349	35	77	75	1	46



Job Name/ Title										Site	2	Location										Fford Y Mileniwm (West) (N51.39833 W3.27826)					
Tuesday, October 24, 2023					to					monday, October 30, 2023					Direction		Eastbound		Speed Limit		ACPO (SL1)		DfT (SL2)		Mean	85%ile	
Time Period	Total Vehicles	Speed Bins										PSL		ACPO		DFT		Speed	Speed								
		0-5	5-10	10-15	15-20	20-25	25-30	30-35	35-40	40-45	45-50	50-55	55-60	60-130	20	20	24			24	35	35					
Tuesday, October 24, 2023																											
0000	15	0	0	0	2	4	8	1	0	0	0	0	0	0	13	86.67	9	60	0	0	24.4	28					
0100	11	0	1	0	1	2	4	3	0	0	0	0	0	0	9	81.82	7	63.64	0	0	25	33.2					
0200	10	0	0	0	1	2	4	3	0	0	0	0	0	0	9	90	7	70	0	0	27.1	-					
0300	13	0	0	2	1	4	3	1	2	0	0	0	0	0	10	76.92	7	53.85	2	15.38	24.7	35.3					
0400	20	0	0	0	1	3	10	2	3	1	0	0	0	0	19	95	16	80	4	20	28.5	35.3					
0500	61	0	0	1	4	12	25	12	5	2	0	0	0	0	56	91.8	44	72.13	7	11.48	27.6	33					
0600	170	0	0	4	15	55	73	20	2	1	0	0	0	0	151	88.82	108	63.53	3	1.765	25.4	29.8					
0700	390	1	9	62	143	122	49	4	0	0	0	0	0	0	175	44.87	74	18.97	0	0	19.4	24.7					
0800	562	1	29	148	201	142	33	5	1	1	0	0	0	1	183	32.56	62	11.03	3	0.534	17.8	23					
0900	424	0	25	81	183	95	37	3	0	0	0	0	0	0	135	31.84	45	10.61	0	0	18	23					
1000	384	2	15	91	171	87	17	1	0	0	0	0	0	0	105	27.34	33	8.594	0	0	17.5	22.5					
1100	423	1	17	78	184	123	17	3	0	0	0	0	0	0	143	33.81	30	7.092	0	0	18.1	22.1					
1200	459	0	16	111	195	121	14	0	2	0	0	0	0	0	137	29.85	27	5.882	2	0.436	17.6	21.9					
1300	485	1	23	128	225	90	13	2	2	1	0	0	0	0	108	22.27	28	5.773	3	0.619	17.1	21.5					
1400	505	1	19	142	205	115	20	0	2	0	0	0	0	1	138	27.33	36	7.129	3	0.594	17.4	22					
1500	523	3	25	189	229	70	7	0	0	0	0	0	0	0	77	14.72	14	2.677	0	0	16	20					
1600	538	2	15	117	242	132	29	1	0	0	0	0	0	0	162	30.11	41	7.621	0	0	17.9	22.3					
1700	540	1	25	138	215	127	31	2	0	0	0	0	1	0	161	29.81	52	9.63	1	0.185	17.6	22.3					
1800	446	0	14	71	170	158	30	3	0	0	0	0	0	0	191	42.83	61	13.68	0	0	19	23.8					
1900	313	0	2	16	120	114	49	10	2	0	0	0	0	0	175	55.91	78	24.92	2	0.639	21.2	25.9					
2000	196	0	0	3	45	95	47	5	1	0	0	0	0	0	148	75.51	79	40.31	1	0.51	22.8	26.3					
2100	145	0	1	4	32	75	28	4	0	1	0	0	0	0	108	74.48	54	37.24	1	0.69	22.6	26.7					
2200	86	0	0	0	10	27	40	8	1	0	0	0	0	0	76	88.37	58	67.44	1	1.163	25.4	29.5					
2300	35	0	0	0	2	12	14	5	2	0	0	0	0	0	33	94.29	28	80	2	5.714	26.8	31.5					
07-19	5679	13	232	1356	2363	1382	297	24	7	2	0	0	1	2	1715	30.2	503	8.857	12	0.211	17.7	22.5					
06-22	6503	13	235	1383	2575	1721	494	63	12	4	0	0	1	2	2297	35.32	822	12.64	19	0.292	18.4	23.4					
06-00	6624	13	235	1383	2587	1760	548	76	15	4	0	0	1	2	2406	36.32	908	13.71	22	0.332	18.5	23.7					
00-00	6754	13	236	1386	2597	1787	602	98	25	7	0	0	1	2	2522	37.34	998	14.78	35	0.518	18.7	23.9					

Job Name/ Title											Site	2	Location										Fford Y Mileniwm (West) (N51.39833 W3.27826)			
Tuesday, October 24, 2023					to	monday, October 30, 2023					Direction		Eastbound			Speed Limit (PSL)		ACPO (SL1)		DfT (SL2)		Mean Speed	85%ile Speed			
Time Period	Total Vehicles	0	5	10	15	20	25	30	35	40	45	50	55	60	20	20	24	24	35	35	Mean Speed	85%ile Speed				
		5	10	15	20	25	30	35	40	45	50	55	60	130			ACPO	ACPO	DFT	DFT						
Wednesday, October 25, 2023																										
0000	19	0	0	0	1	3	9	6	0	0	0	0	0	0	18	94.74	15	78.95	0	0	27.1	30.9				
0100	4	0	0	0	0	0	1	2	1	0	0	0	0	0	4	100	4	100	1	25	33	-				
0200	8	0	0	0	0	2	4	1	1	0	0	0	0	0	8	100	7	87.5	1	12.5	27.7	-				
0300	13	0	0	0	0	1	10	2	0	0	0	0	0	0	13	100	12	92.31	0	0	26.9	31				
0400	21	0	0	0	0	4	9	6	2	0	0	0	0	0	21	100	18	85.71	2	9.524	29.1	34.7				
0500	58	0	0	1	6	12	25	12	1	0	1	0	0	0	51	87.93	46	79.31	2	3.448	26.9	32.2				
0600	184	0	0	4	27	52	71	22	7	1	0	0	0	0	153	83.15	112	60.87	8	4.348	25.3	30.6				
0700	406	0	23	70	120	129	59	4	1	0	0	0	0	0	193	47.54	86	21.18	1	0.246	19.3	25.1				
0800	580	1	46	148	195	145	40	4	0	1	0	0	0	0	190	32.76	68	11.72	1	0.172	17.5	23.5				
0900	448	1	16	114	184	115	17	1	0	0	0	0	0	0	133	29.69	28	6.25	0	0	17.6	22.6				
1000	390	0	14	77	163	108	27	1	0	0	0	0	0	0	136	34.87	42	10.77	0	0	18.2	23				
1100	473	2	29	107	220	91	20	2	0	1	0	0	0	1	115	24.31	31	6.554	2	0.423	17.3	22.1				
1200	467	2	28	115	194	105	17	1	2	0	2	0	0	1	128	27.41	28	5.996	5	1.071	17.4	22				
1300	460	4	26	91	205	97	35	2	0	0	0	0	0	0	134	29.13	46	10	0	0	17.7	22.7				
1400	520	2	26	124	234	108	17	8	0	1	0	0	0	0	134	25.77	43	8.269	1	0.192	17.3	21.6				
1500	594	1	65	216	211	79	22	0	0	0	0	0	0	0	101	17	31	5.219	0	0	15.7	20.4				
1600	537	0	22	159	229	91	27	5	0	1	0	1	1	1	127	23.65	52	9.683	4	0.745	17.6	22.4				
1700	534	4	23	134	201	148	23	1	0	0	0	0	0	0	172	32.21	40	7.491	0	0	17.4	22.3				
1800	472	1	12	112	215	104	26	2	0	0	0	0	0	0	132	27.97	39	8.263	0	0	17.8	22.1				
1900	340	0	3	43	107	118	58	7	4	0	0	0	0	0	187	55	87	25.59	4	1.176	20.8	25.9				
2000	215	0	0	9	62	90	44	9	0	0	0	1	0	0	144	66.98	73	33.95	1	0.465	22.3	26.4				
2100	163	0	0	6	33	63	49	12	0	0	0	0	0	0	124	76.07	80	49.08	0	0	23.4	27.2				
2200	95	0	0	0	3	47	29	15	1	0	0	0	0	0	92	96.84	55	57.89	1	1.053	25.9	30.7				
2300	31	0	0	0	2	9	12	6	2	0	0	0	0	0	29	93.55	23	74.19	2	6.452	27.2	33.4				
07-19	5881	18	330	1467	2371	1320	330	31	3	4	2	1	1	3	1695	28.82	534	9.08	14	0.238	17.5	22.5				
06-22	6783	18	333	1529	2600	1643	552	81	14	5	2	2	1	3	2303	33.95	886	13.06	27	0.398	18.2	23.5				
06-00	6909	18	333	1529	2605	1699	593	102	17	5	2	2	1	3	2424	35.08	964	13.95	30	0.434	18.3	23.7				
00-00	7032	18	333	1530	2612	1721	651	131	22	5	3	2	1	3	2539	36.11	1066	15.16	36	0.512	18.5	24				

Job Name/ Title										Site	2	Location										Fford Y Mileniwm (West) (N51.39833 W3.27826)					
Tuesday, October 24, 2023					to	monday, October 30, 2023					Direction	Eastbound					Speed Limit (PSL)		ACPO (SL1)		DfT (SL2)		Mean	85%ile			
Time Period	Total Vehicles	0	5	10	15	20	25	30	35	40	45	50	55	60	20	20	24	24	35	35	Mean	85%ile					
		5	10	15	20	25	30	35	40	45	50	55	60	130			ACPO	ACPO	DFT	DFT	Speed	Speed					
Thursday, October 26, 2023																											
0000	32	0	0	1	3	8	18	2	0	0	0	0	0	0	28	87.5	22	68.75	0	0	25.3	28.9					
0100	16	0	0	0	0	1	9	6	0	0	0	0	0	0	16	100	15	93.75	0	0	29.2	33.9					
0200	9	0	0	0	0	2	6	0	0	1	0	0	0	0	9	100	7	77.78	1	11.11	27.7	-					
0300	11	0	0	0	3	1	5	1	1	0	0	0	0	0	8	72.73	7	63.64	1	9.091	25.4	33					
0400	28	0	0	0	1	5	10	10	2	0	0	0	0	0	27	96.43	23	82.14	2	7.143	28.9	34.3					
0500	60	0	1	0	1	15	27	15	1	0	0	0	0	0	58	96.67	48	80	1	1.667	27.6	32.1					
0600	171	0	0	3	33	48	59	24	2	2	0	0	0	0	135	78.95	103	60.23	4	2.339	24.7	30.2					
0700	417	0	9	55	159	128	61	3	1	1	0	0	0	0	194	46.52	88	21.1	2	0.48	19.9	25.5					
0800	543	2	18	143	209	126	38	1	2	0	0	0	0	4	171	31.49	57	10.5	6	1.105	18.2	22.7					
0900	435	1	27	72	187	110	36	2	0	0	0	0	0	0	148	34.02	56	12.87	0	0	18.2	23.5					
1000	412	0	23	105	172	89	17	3	1	1	0	0	0	1	112	27.18	31	7.524	3	0.728	17.6	22.3					
1100	483	1	40	129	212	87	14	0	0	0	0	0	0	0	101	20.91	24	4.969	0	0	16.7	21.2					
1200	479	1	14	156	200	89	17	2	0	0	0	0	0	0	108	22.55	31	6.472	0	0	17	21.6					
1300	464	3	19	112	211	104	14	1	0	0	0	0	0	0	119	25.65	26	5.603	0	0	17.3	22.1					
1400	428	0	22	101	185	99	18	3	0	0	0	0	0	0	120	28.04	28	6.542	0	0	17.5	21.9					
1500	502	2	36	180	206	68	9	1	0	0	0	0	0	0	78	15.54	15	2.988	0	0	15.8	20.2					
1600	546	1	18	160	235	107	24	1	0	0	0	0	0	0	132	24.18	34	6.227	0	0	17.1	21.8					
1700	568	3	31	135	240	135	20	4	0	0	0	0	0	0	159	27.99	34	5.986	0	0	17.2	21.8					
1800	446	2	27	116	178	94	25	3	0	1	0	0	0	0	123	27.58	41	9.193	1	0.224	17.4	22.7					
1900	323	0	4	25	123	114	50	7	0	0	0	0	0	0	171	52.94	74	22.91	0	0	20.6	25.5					
2000	239	0	0	6	74	113	35	9	0	2	0	0	0	0	159	66.53	65	27.2	2	0.837	22.2	25.6					
2100	142	0	1	0	32	54	45	7	3	0	0	0	0	0	109	76.76	61	42.96	3	2.113	23.8	28.6					
2200	78	0	0	2	10	27	30	5	3	0	0	1	0	0	66	84.62	51	65.38	4	5.128	25.3	28.9					
2300	52	0	0	0	5	18	21	5	3	0	0	0	0	0	47	90.38	29	55.77	3	5.769	25.5	30.5					
07-19	5723	16	284	1464	2394	1236	293	24	4	3	0	0	0	5	1565	27.35	465	8.125	12	0.21	17.4	22.3					
06-22	6598	16	289	1498	2656	1565	482	71	9	7	0	0	0	5	2139	32.42	768	11.64	21	0.318	18.1	23.2					
06-00	6728	16	289	1500	2671	1610	533	81	15	7	0	1	0	5	2252	33.47	848	12.6	28	0.416	18.2	23.5					
00-00	6884	16	290	1501	2679	1642	608	115	19	8	0	1	0	5	2398	34.83	970	14.09	33	0.479	18.4	23.7					

Job Name/ Title										Site	2	Location										Fford Y Mileniwm (West) (N51.39833 W3.27826)					
Tuesday, October 24, 2023					to	monday, October 30, 2023					Direction	Eastbound					Speed Limit (PSL)		ACPO (SL1)		DfT (SL2)		Mean	85%ile			
Time	Total	0	5	10	15	20	25	30	35	40	45	50	55	60	20	20	24	24	35	35	Mean	85%ile					
Period	Vehicles	5	10	15	20	25	30	35	40	45	50	55	60	130			ACPO	ACPO	DFT	DFT	Speed	Speed					
Friday, October 27, 2023																											
0000	27	0	0	0	0	9	13	4	1	0	0	0	0	0	27	100	21	77.78	1	3.704	27	31.1					
0100	13	0	0	0	1	3	7	1	0	0	1	0	0	0	12	92.31	10	76.92	1	7.692	28.1	31.8					
0200	12	0	0	0	0	4	3	2	3	0	0	0	0	0	12	100	10	83.33	3	25	28.9	36					
0300	13	0	0	0	4	2	6	1	0	0	0	0	0	0	9	69.23	8	61.54	0	0	24.4	29					
0400	26	0	0	0	1	4	9	9	3	0	0	0	0	0	25	96.15	23	88.46	3	11.54	29.3	34.3					
0500	64	0	0	0	2	21	25	14	2	0	0	0	0	0	62	96.88	43	67.19	2	3.125	26.7	31.2					
0600	156	0	0	4	21	34	74	17	5	1	0	0	0	0	131	83.97	111	71.15	6	3.846	25.7	30					
0700	361	0	13	36	120	126	54	10	2	0	0	0	0	0	192	53.19	79	21.88	2	0.554	20.3	26					
0800	516	1	19	120	212	134	22	6	0	1	0	0	0	1	164	31.78	48	9.302	2	0.388	18	22.8					
0900	524	2	27	140	235	95	20	4	1	0	0	0	0	0	120	22.9	38	7.252	1	0.191	17.1	22.1					
1000	467	0	17	112	233	85	14	5	0	1	0	0	0	0	105	22.48	32	6.852	1	0.214	17.4	21.3					
1100	530	2	49	132	225	99	18	3	0	2	0	0	0	0	122	23.02	34	6.415	2	0.377	16.6	21.3					
1200	558	4	34	169	247	93	10	1	0	0	0	0	0	0	104	18.64	18	3.226	0	0	16.4	20.9					
1300	549	1	37	167	227	101	14	2	0	0	0	0	0	0	117	21.31	30	5.464	0	0	16.5	21.2					
1400	548	2	29	143	205	139	27	1	0	1	0	0	0	1	169	30.84	49	8.942	2	0.365	17.6	22.1					
1500	606	7	25	175	310	76	12	0	1	0	0	0	0	0	89	14.69	16	2.64	1	0.165	16.3	19.9					
1600	545	0	23	164	239	103	12	4	0	0	0	0	0	0	119	21.83	24	4.404	0	0	17	21.3					
1700	572	2	36	169	220	108	30	6	1	0	0	0	0	0	145	25.35	46	8.042	1	0.175	17	22.2					
1800	503	1	24	133	189	127	25	3	1	0	0	0	0	0	156	31.01	44	8.748	1	0.199	17.6	22.7					
1900	385	1	8	59	152	129	32	4	0	0	0	0	0	0	165	42.86	49	12.73	0	0	19.1	23.4					
2000	255	0	0	23	68	108	47	6	1	2	0	0	0	0	164	64.31	69	27.06	3	1.176	21.6	25.9					
2100	216	0	0	14	61	102	30	6	2	1	0	0	0	0	141	65.28	55	25.46	3	1.389	21.7	25.9					
2200	131	0	0	8	33	41	40	9	0	0	0	0	0	0	90	68.7	62	47.33	0	0	22.8	27.7					
2300	105	0	0	0	21	49	28	6	1	0	0	0	0	0	84	80	46	43.81	1	0.952	23.7	27.1					
07-19	6279	22	333	1660	2662	1286	258	45	6	5	0	0	0	2	1602	25.51	458	7.294	13	0.207	17.2	21.9					
06-22	7291	23	341	1760	2964	1659	441	78	14	9	0	0	0	2	2203	30.22	742	10.18	25	0.343	17.8	22.8					
06-00	7527	23	341	1768	3018	1749	509	93	15	9	0	0	0	2	2377	31.58	850	11.29	26	0.345	17.9	23					
00-00	7682	23	341	1768	3026	1792	572	124	24	9	1	0	0	2	2524	32.86	965	12.56	36	0.469	18.1	23.4					

Job Name/ Title										Site	2	Location										Fford Y Mileniwm (West) (N51.39833 W3.27826)					
Tuesday, October 24, 2023					to	monday, October 30, 2023					Direction	Eastbound					Speed Limit (PSL)		ACPO (SL1)		DfT (SL2)		Mean	85%ile			
Time	Total	0	5	10	15	20	25	30	35	40	45	50	55	60	20	20	24	24	35	35	Mean	85%ile					
Period	Vehicles	5	10	15	20	25	30	35	40	45	50	55	60	130			ACPO	ACPO	DFT	DFT	Speed	Speed					
Saturday, October 28, 2023																											
0000	70	0	0	0	14	39	15	2	0	0	0	0	0	0	56	80	22	31.43	0	0	22.7	27					
0100	24	0	0	1	1	9	10	2	1	0	0	0	0	0	22	91.67	13	54.17	1	4.167	25.1	29.8					
0200	25	0	0	0	1	1	19	4	0	0	0	0	0	0	24	96	24	96	0	0	27.4	30.7					
0300	14	0	0	0	2	1	9	2	0	0	0	0	0	0	12	85.71	11	78.57	0	0	27.3	30.6					
0400	18	0	0	0	1	3	6	5	1	0	1	1	0	0	17	94.44	14	77.78	3	16.67	30.1	38.6					
0500	31	0	0	0	1	10	13	3	4	0	0	0	0	0	30	96.77	23	74.19	4	12.9	27.7	34.1					
0600	58	0	0	0	3	20	21	12	2	0	0	0	0	0	55	94.83	37	63.79	2	3.448	26.5	32.5					
0700	128	0	0	1	14	39	63	10	1	0	0	0	0	0	113	88.28	89	69.53	1	0.781	25.4	29.6					
0800	291	0	4	24	100	98	51	11	3	0	0	0	0	0	163	56.01	89	30.58	3	1.031	21	25.9					
0900	473	3	27	60	191	150	37	4	0	1	0	0	0	0	192	40.59	65	13.74	1	0.211	18.8	23.8					
1000	551	3	44	165	225	97	10	6	0	1	0	0	0	0	114	20.69	27	4.9	1	0.181	16.4	21.5					
1100	551	4	49	205	217	70	6	0	0	0	0	0	0	0	76	13.79	12	2.178	0	0	15.3	19.6					
1200	616	7	49	256	229	64	10	0	0	0	0	1	0	0	75	12.18	20	3.247	1	0.162	15.2	19.2					
1300	616	6	42	237	276	48	4	2	1	0	0	0	0	0	55	8.929	14	2.273	1	0.162	15.4	18.8					
1400	626	3	61	244	233	75	10	0	0	0	0	0	0	0	85	13.58	18	2.875	0	0	15.4	19.8					
1500	565	2	65	156	193	126	21	2	0	0	0	0	0	0	149	26.37	37	6.549	0	0	16.5	22					
1600	579	0	16	138	242	161	19	2	0	0	0	0	0	1	183	31.61	39	6.736	1	0.173	17.9	22.1					
1700	480	1	25	103	185	140	21	5	0	0	0	0	0	0	166	34.58	39	8.125	0	0	17.8	22.5					
1800	398	0	6	74	154	128	30	5	1	0	0	0	0	0	164	41.21	52	13.07	1	0.251	19	23.4					
1900	276	0	0	24	72	123	50	5	2	0	0	0	0	0	180	65.22	84	30.43	2	0.725	21.7	25.6					
2000	193	0	1	5	46	94	40	4	2	1	0	0	0	0	141	73.06	71	36.79	3	1.554	22.6	26.2					
2100	156	0	0	3	34	77	36	5	1	0	0	0	0	0	119	76.28	60	38.46	1	0.641	22.8	27.1					
2200	123	0	0	0	20	63	33	7	0	0	0	0	0	0	103	83.74	61	49.59	0	0	23.6	26.7					
2300	75	0	0	3	16	24	26	6	0	0	0	0	0	0	56	74.67	37	49.33	0	0	23.6	28.5					
07-19	5874	29	388	1663	2259	1196	282	47	6	2	0	1	0	1	1535	26.13	501	8.529	10	0.17	17	22.1					
06-22	6557	29	389	1695	2414	1510	429	73	13	3	0	1	0	1	2030	30.96	753	11.48	18	0.275	17.6	23					
06-00	6755	29	389	1698	2450	1597	488	86	13	3	0	1	0	1	2189	32.41	851	12.6	18	0.266	17.8	23.4					
00-00	6937	29	389	1699	2470	1660	560	104	19	3	1	2	0	1	2350	33.88	958	13.81	26	0.375	18	23.7					

Job Name/ Title										Site	2	Location										Fford Y Mileniwm (West) (N51.39833 W3.27826)					
Tuesday, October 24, 2023					to	monday, October 30, 2023					Direction	Eastbound					Speed Limit (PSL)		ACPO (SL1)		DfT (SL2)		Mean Speed	85%ile Speed			
Time Period	Total Vehicles	0	5	10	15	20	25	30	35	40	45	50	55	60	20	20	24	24	35	35	Mean Speed	85%ile Speed					
		5	10	15	20	25	30	35	40	45	50	55	60	130			ACPO	ACPO	DFT	DFT							
Average Day																											
0000	38	0	0	0	5	14	15	3	0	0	0	0	0	0	33	86.9	22	57.21	1	1.31	24.8	28.8					
0100	17	0	0	0	1	4	9	4	0	0	0	0	0	0	17	95.19	13	75.96	1	2.885	27.4	32.3					
0200	15	0	0	0	1	3	8	2	1	0	0	0	0	0	14	94.44	13	83.33	2	10	27.8	32.1					
0300	14	0	0	0	2	2	8	2	1	0	0	0	0	0	12	84.71	11	75.29	1	3.529	26.1	30.5					
0400	22	0	0	0	1	4	9	6	2	0	0	0	0	0	21	96.92	18	82.31	3	12.31	29	34.3					
0500	49	0	0	0	2	13	21	10	2	0	0	0	0	0	46	94.18	36	74.32	3	5.479	27.2	32.2					
0600	129	0	0	3	17	36	53	17	3	1	0	0	0	0	110	84.92	84	64.56	4	3.093	25.4	30.4					
0700	291	0	9	38	93	91	52	7	1	0	0	0	0	0	152	52	76	26.03	2	0.515	20.3	26.1					
0800	428	1	19	97	154	112	36	6	1	1	0	0	0	1	157	36.57	63	14.6	3	0.623	18.5	23.9					
0900	412	1	20	78	169	105	34	4	1	0	0	0	0	0	144	34.88	53	12.85	1	0.162	18.3	23.6					
1000	385	1	19	93	166	84	18	4	0	1	0	0	0	0	106	27.6	34	8.737	1	0.216	17.6	22.4					
1100	410	2	31	109	176	78	13	1	0	1	0	0	0	0	93	22.64	22	5.325	1	0.163	16.7	21.3					
1200	430	2	24	135	178	79	11	1	1	0	0	0	0	0	92	21.4	21	4.808	1	0.31	16.6	21.3					
1300	429	3	25	123	191	73	13	2	1	0	0	0	0	0	89	20.71	24	5.594	1	0.155	16.7	21.4					
1400	438	1	26	126	177	89	15	2	0	0	0	0	0	0	108	24.59	29	6.624	1	0.228	17	21.6					
1500	465	3	36	153	192	70	12	1	0	0	0	0	0	0	82	17.71	19	4.05	0	0.036	16.1	20.5					
1600	458	1	16	123	198	99	19	2	0	0	0	0	0	0	121	26.34	32	6.922	1	0.182	17.5	21.9					
1700	449	2	23	113	177	110	21	3	0	0	0	0	0	0	134	29.81	35	7.832	0	0.074	17.4	22.3					
1800	378	1	14	84	151	102	23	3	0	0	0	0	0	0	128	33.82	40	10.46	1	0.132	18.1	23					
1900	273	0	3	28	96	100	40	6	1	0	0	0	0	0	146	53.63	62	22.72	1	0.489	20.6	25.3					
2000	183	0	0	8	49	83	36	6	1	1	0	0	0	0	126	68.85	60	32.51	2	0.911	22.2	26.2					
2100	137	0	0	5	32	62	31	6	1	0	0	0	0	0	100	73.11	52	37.71	1	0.973	22.7	27.3					
2200	86	0	0	2	13	34	29	7	1	0	0	0	0	0	71	83.24	48	55.95	1	1.17	24.4	28.8					
2300	50	0	0	1	8	19	17	5	1	0	0	0	0	0	42	83.56	27	54.7	1	2.685	24.7	29.5					
07-19	4973	16	261	1270	2021	1091	266	35	5	3	0	0	0	2	1404	28.23	446	8.962	11	0.225	17.5	22.4					
06-22	5695	17	265	1313	2215	1372	426	69	12	5	0	1	0	2	1886	33.12	702	12.33	20	0.342	18.1	23.4					
06-00	5830	17	265	1315	2235	1425	471	81	14	5	0	1	0	2	1999	34.29	777	13.33	22	0.374	18.2	23.6					
00-00	5985	17	265	1316	2246	1464	540	108	20	6	1	1	0	2	2142	35.78	890	14.86	30	0.504	18.5	23.9					

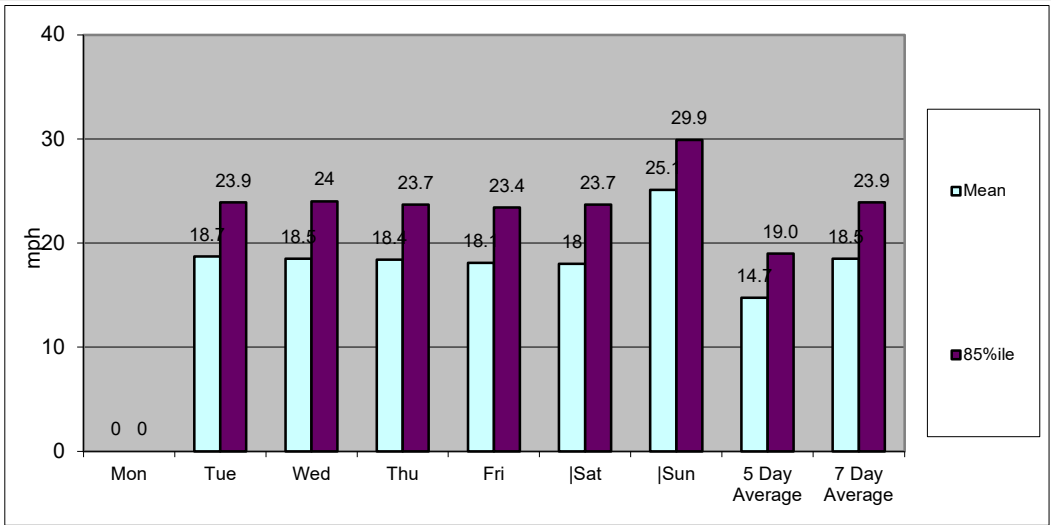
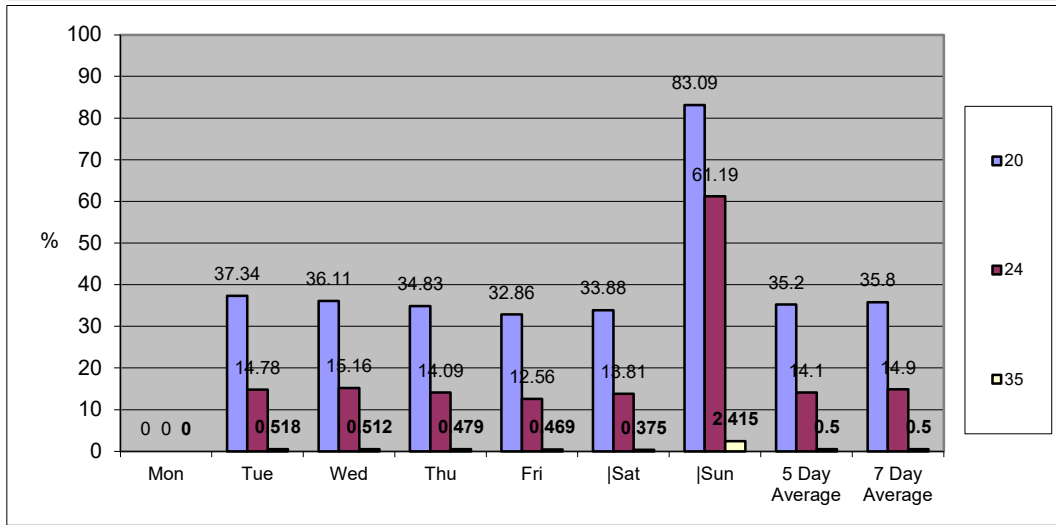
Job Name/ Title										Site	2	Location											
Tuesday, October 24, 2023 to										monday, October 30, 2023										Direction		Eastbound	
Speed Bins										Speed Limit (PSL)					ACPO (SL1)		DfT (SL2)		Mean Speed	85%ile Speed			
Time Period	Total Vehicles	0	5	10	15	20	25	30	35	40	45	50	55	60	20	20	24	24	35	35	Mean Speed	85%ile Speed	
		5	10	15	20	25	30	35	40	45	50	55	60	130			ACPO	ACPO	DFT	DFT			

Virtual Week																						
Mon	0	0	0	0	0	0	0	0	0	0	0	0	0	0	0	0	0	0	0	0	-	-
Tue	6754	13	236	1386	2597	1787	602	98	25	7	0	0	1	2	2522	37.34	998	14.78	35	0.518	18.7	23.9
Wed	7032	18	333	1530	2612	1721	651	131	22	5	3	2	1	3	2539	36.11	1066	15.16	36	0.512	18.5	24
Thu	6884	16	290	1501	2679	1642	608	115	19	8	0	1	0	5	2398	34.83	970	14.09	33	0.479	18.4	23.7
Fri	7682	23	341	1768	3026	1792	572	124	24	9	1	0	0	2	2524	32.86	965	12.56	36	0.469	18.1	23.4
Sat	6937	29	389	1699	2470	1660	560	104	19	3	1	2	0	1	2350	33.88	958	13.81	26	0.375	18	23.7
Sun	621	0	0	13	92	183	245	73	11	4	0	0	0	0	516	83.09	380	61.19	15	2.415	25.1	29.9

5 Day Average																						
[--]	5670	14	240	1237	2183	1388	487	94	18	6	1	1	0	2	1997	35.2	800	14.1	28	0.5	14.7	19.0

7 Day Average																						
[--]	5985	17	265	1316	2246	1464	540	108	20	6	1	1	0	2	2142	35.8	890	14.9	30	0.5	18.5	23.9

Total Vehicles																						
[--]	35910	99	1589	7897	13476	8785	3238	645	120	36	5	5	2	13	12849	36	5337	15	181	1	19	24



Job Name/ Title		Site	2	Location	Fford Y Mileniwm (West) (N51.39833 W3.27826)										
Tuesday, October 24, 2023		to		Monday, October 30, 2023		Direction		Westbound							
TIME PERIOD	TOTAL VEHICLES	MOTOR-CYCLES	CARS OR CAR-BASED LGV	LIGHT GOODS VEHICLE S	BUSES	TWO AXLE, SIX TYRE, RIGID	THREE AXLE RIGID	FOUR OR MORE AXLE RIGID	FOUR OR LESS AXLE ARTIC	FIVE AXLE ARTIC	SIX OR MORE AXLE ARTIC	FIVE OR LESS AXLE MULTI-TRAILER ARTIC	SIX AXLE MULTI-TRAILER ARTIC	SEVEN OR MORE AXLE ARTIC	
Tuesday, October 24, 2023															
0000	17	1	13	3	0	0	0	0	0	0	0	0	0	0	
0100	14	0	10	3	0	1	0	0	0	0	0	0	0	0	
0200	10	0	9	1	0	0	0	0	0	0	0	0	0	0	
0300	10	0	10	0	0	0	0	0	0	0	0	0	0	0	
0400	15	0	11	1	0	3	0	0	0	0	0	0	0	0	
0500	21	0	18	1	0	1	1	0	0	0	0	0	0	0	
0600	67	0	56	11	0	0	0	0	0	0	0	0	0	0	
0700	209	2	181	21	1	1	1	1	1	0	0	0	0	0	
0800	435	3	384	44	0	3	1	0	0	0	0	0	0	0	
0900	487	1	428	53	0	3	1	0	0	0	1	0	0	0	
1000	449	2	399	44	0	4	0	0	0	0	0	0	0	0	
1100	495	2	443	48	0	2	0	0	0	0	0	0	0	0	
1200	507	2	458	45	0	2	0	0	0	0	0	0	0	0	
1300	531	4	481	41	0	3	1	0	0	0	1	0	0	0	
1400	489	5	446	30	2	1	0	1	2	0	1	1	0	0	
1500	651	7	591	38	3	1	4	2	4	0	1	0	0	0	
1600	628	3	569	51	1	1	0	1	1	0	0	1	0	0	
1700	677	1	618	53	0	2	0	0	2	0	0	1	0	0	
1800	557	2	513	39	0	2	0	0	0	0	1	0	0	0	
1900	416	1	385	29	0	0	0	0	1	0	0	0	0	0	
2000	260	0	243	17	0	0	0	0	0	0	0	0	0	0	
2100	202	1	178	20	1	0	1	0	1	0	0	0	0	0	
2200	106	0	98	8	0	0	0	0	0	0	0	0	0	0	
2300	45	0	41	4	0	0	0	0	0	0	0	0	0	0	
07-19	6115	34	5511	507	7	25	8	5	10	0	5	3	0	0	
06-22	7060	36	6373	584	8	25	9	5	12	0	5	3	0	0	
06-00	7211	36	6512	596	8	25	9	5	12	0	5	3	0	0	
00-00	7298	37	6583	605	8	30	10	5	12	0	5	3	0	0	

Job Name/ Title		Site	2	Location	Fford Y Mileniwm (West) (N51.39833 W3.27826)										
Tuesday, October 24, 2023 to		Monday, October 30, 2023			Direction Westbound										
TIME PERIOD	TOTAL VEHICLES	MOTOR-CYCLES	CARS OR CAR-BASED LGV	LIGHT GOODS VEHICLES	BUSES	TWO AXLE, SIX TYRE, RIGID	THREE AXLE RIGID	FOUR OR MORE AXLE RIGID	FOUR OR LESS AXLE ARTIC	FIVE AXLE ARTIC	SIX OR MORE AXLE ARTIC	FIVE OR LESS AXLE MULTI-TRAILER ARTIC	SIX AXLE MULTI-TRAILER ARTIC	SEVEN OR MORE AXLE ARTIC	
Wednesday, October 25, 2023															
0000	22	0	20	2	0	0	0	0	0	0	0	0	0	0	
0100	11	0	10	0	0	1	0	0	0	0	0	0	0	0	
0200	19	0	15	4	0	0	0	0	0	0	0	0	0	0	
0300	8	0	5	1	1	1	0	0	0	0	0	0	0	0	
0400	14	0	13	0	0	1	0	0	0	0	0	0	0	0	
0500	27	0	22	4	0	1	0	0	0	0	0	0	0	0	
0600	81	0	72	9	0	0	0	0	0	0	0	0	0	0	
0700	248	1	211	28	2	4	1	0	1	0	0	0	0	0	
0800	478	1	424	51	0	2	0	0	0	0	0	0	0	0	
0900	478	2	417	54	1	2	0	0	2	0	0	0	0	0	
1000	439	1	399	35	0	4	0	0	0	0	0	0	0	0	
1100	543	3	478	58	0	4	0	0	0	0	0	0	0	0	
1200	553	6	506	36	0	3	0	0	2	0	0	0	0	0	
1300	521	6	469	42	0	1	1	0	0	0	1	1	0	0	
1400	548	3	490	47	2	3	2	1	0	0	0	0	0	0	
1500	660	6	608	37	1	1	3	1	1	0	1	1	0	0	
1600	717	5	648	57	0	3	1	0	1	0	1	1	0	0	
1700	707	6	637	50	4	0	2	1	3	0	1	0	1	2	
1800	589	2	549	33	0	3	1	0	1	0	0	0	0	0	
1900	442	4	402	34	0	0	0	0	2	0	0	0	0	0	
2000	284	0	259	25	0	0	0	0	0	0	0	0	0	0	
2100	211	2	196	11	1	1	0	0	0	0	0	0	0	0	
2200	112	0	101	11	0	0	0	0	0	0	0	0	0	0	
2300	53	0	48	4	0	1	0	0	0	0	0	0	0	0	
07-19	6481	42	5836	528	10	30	11	3	11	0	4	3	1	2	
06-22	7499	48	6765	607	11	31	11	3	13	0	4	3	1	2	
06-00	7664	48	6914	622	11	32	11	3	13	0	4	3	1	2	
00-00	7765	48	6999	633	12	36	11	3	13	0	4	3	1	2	

Job Name/ Title		Site	2	Location	Fford Y Mileniwm (West) (N51.39833 W3.27826)										
Tuesday, October 24, 2023 to		Monday, October 30, 2023			Direction Westbound										
TIME PERIOD	TOTAL VEHICLES	MOTOR-CYCLES	CARS OR CAR-BASED LGV	LIGHT GOODS VEHICLE S	BUSES	TWO AXLE, SIX TYRE, RIGID	THREE AXLE RIGID	FOUR OR MORE AXLE RIGID	FOUR OR LESS AXLE ARTIC	FIVE AXLE ARTIC	SIX OR MORE AXLE ARTIC	FIVE OR LESS AXLE MULTI-TRAILER ARTIC	SIX AXLE MULTI-TRAILER ARTIC	SEVEN OR MORE AXLE ARTIC	
Thursday, October 26, 2023															
0000	30	1	27	2	0	0	0	0	0	0	0	0	0	0	
0100	16	0	12	3	0	1	0	0	0	0	0	0	0	0	
0200	17	0	11	5	0	1	0	0	0	0	0	0	0	0	
0300	9	0	5	3	1	0	0	0	0	0	0	0	0	0	
0400	18	0	13	2	0	3	0	0	0	0	0	0	0	0	
0500	22	0	21	1	0	0	0	0	0	0	0	0	0	0	
0600	61	0	54	7	0	0	0	0	0	0	0	0	0	0	
0700	235	1	199	28	2	4	0	0	1	0	0	0	0	0	
0800	424	1	374	44	1	1	1	0	0	0	1	0	0	1	
0900	470	2	420	40	0	6	1	0	1	0	0	0	0	0	
1000	438	1	393	38	0	3	0	0	2	0	1	0	0	0	
1100	560	3	507	39	2	4	3	0	2	0	0	0	0	0	
1200	533	4	487	34	0	3	1	1	2	0	0	1	0	0	
1300	493	10	445	34	0	2	0	0	1	1	0	0	0	0	
1400	483	3	446	30	0	3	0	0	1	0	0	0	0	0	
1500	651	5	583	44	4	2	9	2	2	0	0	0	0	0	
1600	656	4	596	52	0	1	2	0	1	0	0	0	0	0	
1700	666	2	608	52	0	1	1	1	1	0	0	0	0	0	
1800	496	2	452	42	0	0	0	0	0	0	0	0	0	0	
1900	429	3	391	33	0	0	1	0	0	0	0	0	1	0	
2000	293	0	270	22	0	1	0	0	0	0	0	0	0	0	
2100	198	2	189	6	1	0	0	0	0	0	0	0	0	0	
2200	108	0	100	7	0	0	0	0	1	0	0	0	0	0	
2300	67	0	59	7	0	1	0	0	0	0	0	0	0	0	
07-19	6105	38	5510	477	9	30	18	4	14	1	2	1	0	1	
06-22	7086	43	6414	545	10	31	19	4	14	1	2	1	1	1	
06-00	7261	43	6573	559	10	32	19	4	15	1	2	1	1	1	
00-00	7373	44	6662	575	11	37	19	4	15	1	2	1	1	1	

Job Name/ Title		Site	2	Location	Fford Y Mileniwm (West) (N51.39833 W3.27826)									
Tuesday, October 24, 2023		to		Monday, October 30, 2023		Direction		Westbound						
TIME PERIOD	TOTAL VEHICLES	MOTOR-CYCLES	CARS OR CAR-BASED LGV	LIGHT GOODS VEHICLE S	BUSES	TWO AXLE, SIX TYRE, RIGID	THREE AXLE RIGID	FOUR OR MORE AXLE RIGID	FOUR OR LESS AXLE ARTIC	FIVE AXLE ARTIC	SIX OR MORE AXLE ARTIC	FIVE OR LESS AXLE MULTI-TRAILER ARTIC	SIX AXLE MULTI-TRAILER ARTIC	SEVEN OR MORE AXLE ARTIC
Friday, October 27, 2023														
0000	35	0	29	5	0	1	0	0	0	0	0	0	0	0
0100	12	0	11	1	0	0	0	0	0	0	0	0	0	0
0200	18	0	15	3	0	0	0	0	0	0	0	0	0	0
0300	11	0	9	1	0	0	0	0	0	0	1	0	0	0
0400	19	0	12	5	0	2	0	0	0	0	0	0	0	0
0500	31	1	22	5	1	1	1	0	0	0	0	0	0	0
0600	68	0	60	6	1	0	1	0	0	0	0	0	0	0
0700	215	2	181	27	1	2	1	1	0	0	0	0	0	0
0800	487	3	430	42	2	3	3	0	1	0	1	2	0	0
0900	500	0	441	55	0	2	1	1	0	0	0	0	0	0
1000	506	3	462	38	0	1	0	0	0	0	1	0	0	1
1100	553	3	499	45	1	2	2	0	0	0	0	1	0	0
1200	628	4	571	44	2	3	3	1	0	0	0	0	0	0
1300	609	6	572	29	0	1	0	0	0	0	1	0	0	0
1400	568	4	514	45	1	2	1	0	1	0	0	0	0	0
1500	674	2	627	33	2	0	1	5	3	0	0	1	0	0
1600	735	9	658	61	1	1	3	1	1	0	0	0	0	0
1700	699	9	644	37	0	3	2	1	3	0	0	0	0	0
1800	559	2	521	33	0	0	1	0	1	0	0	0	0	1
1900	442	4	410	26	0	2	0	0	0	0	0	0	0	0
2000	339	7	307	22	0	0	1	0	2	0	0	0	0	0
2100	249	1	228	19	1	0	0	0	0	0	0	0	0	0
2200	148	0	139	9	0	0	0	0	0	0	0	0	0	0
2300	118	0	111	7	0	0	0	0	0	0	0	0	0	0
07-19	6733	47	6120	489	10	20	18	10	10	0	3	4	0	2
06-22	7831	59	7125	562	12	22	20	10	12	0	3	4	0	2
06-00	8097	59	7375	578	12	22	20	10	12	0	3	4	0	2
00-00	8223	60	7473	598	13	26	21	10	12	0	4	4	0	2

Job Name/ Title Site 2 Location Fford Y Mileniwm (West) (N51.39833 W3.27826)
 Tuesday, October 24, 2023 to Monday, October 30, 2023 Direction Westbound

TIME PERIOD	TOTAL VEHICLES	MOTOR-CYCLES	CARS OR CAR-BASED LGV	LIGHT GOODS VEHICLE S	BUSES	TWO AXLE, SIX TYRE, RIGID	THREE AXLE RIGID	FOUR OR MORE AXLE RIGID	FOUR OR LESS AXLE ARTIC	FIVE AXLE ARTIC	SIX OR MORE AXLE ARTIC	FIVE OR LESS AXLE MULTI-TRAILER ARTIC	SIX AXLE MULTI-TRAILER ARTIC	SEVEN OR MORE AXLE ARTIC
-------------	----------------	--------------	-----------------------	-----------------------	-------	---------------------------	------------------	-------------------------	-------------------------	-----------------	------------------------	---------------------------------------	------------------------------	--------------------------

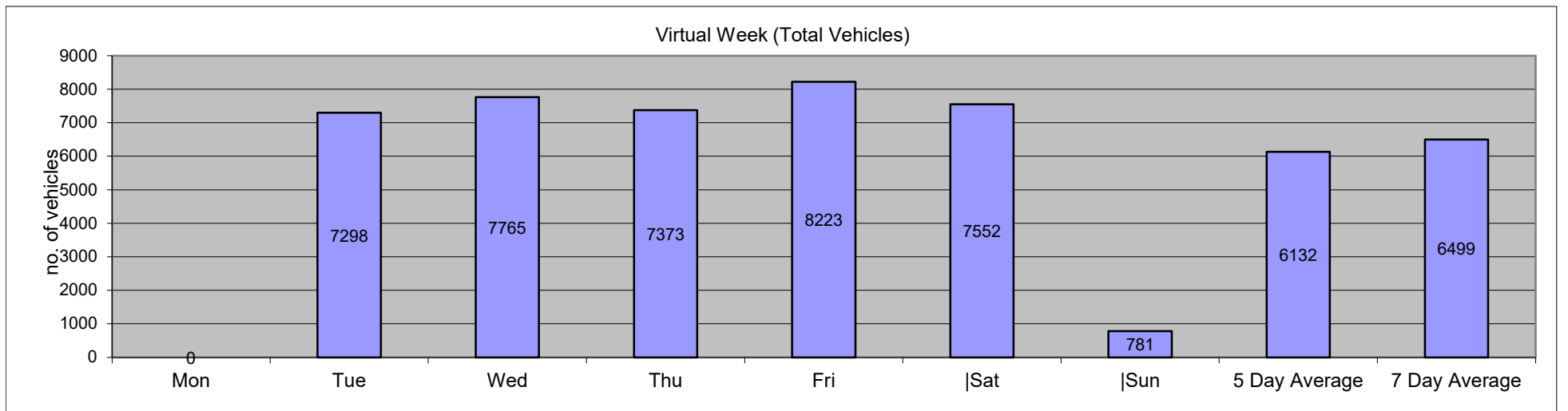
Saturday, October 28, 2023														
0000	74	2	63	9	0	0	0	0	0	0	0	0	0	0
0100	52	0	47	5	0	0	0	0	0	0	0	0	0	0
0200	30	2	27	1	0	0	0	0	0	0	0	0	0	0
0300	18	0	13	3	1	1	0	0	0	0	0	0	0	0
0400	14	0	11	2	0	1	0	0	0	0	0	0	0	0
0500	23	0	20	3	0	0	0	0	0	0	0	0	0	0
0600	49	1	42	6	0	0	0	0	0	0	0	0	0	0
0700	131	2	108	21	0	0	0	0	0	0	0	0	0	0
0800	273	1	241	27	0	3	1	0	0	0	0	0	0	0
0900	450	2	415	30	0	1	0	0	1	0	0	1	0	0
1000	608	7	561	35	0	3	1	0	1	0	0	0	0	0
1100	687	6	633	29	0	3	8	6	0	1	0	1	0	0
1200	692	4	641	24	10	0	7	3	3	0	0	0	0	0
1300	699	5	658	16	5	0	9	4	2	0	0	0	0	0
1400	638	0	599	26	4	1	3	3	1	0	1	0	0	0
1500	612	4	566	37	0	0	0	1	3	0	0	0	1	0
1600	587	2	539	38	0	1	2	0	2	0	1	2	0	0
1700	510	5	461	43	0	1	0	0	0	0	0	0	0	0
1800	427	1	395	28	0	0	2	0	1	0	0	0	0	0
1900	323	1	295	25	0	0	0	1	0	0	1	0	0	0
2000	230	0	215	14	0	0	0	0	0	0	1	0	0	0
2100	165	2	143	19	0	0	0	0	1	0	0	0	0	0
2200	146	1	133	12	0	0	0	0	0	0	0	0	0	0
2300	114	1	100	13	0	0	0	0	0	0	0	0	0	0
07-19	6314	39	5817	354	19	13	33	17	14	1	2	4	1	0
06-22	7081	43	6512	418	19	13	33	18	15	1	4	4	1	0
06-00	7341	45	6745	443	19	13	33	18	15	1	4	4	1	0
00-00	7552	49	6926	466	20	15	33	18	15	1	4	4	1	0

Job Name/ Title Site 2 Location Fford Y Mileniwm (West) (N51.39833 W3.27826)
 Tuesday, October 24, 2023 to Monday, October 30, 2023 Direction Westbound

TIME PERIOD	TOTAL VEHICLES	MOTOR-CYCLES	CARS OR CAR-BASED LGV	LIGHT GOODS VEHICLE S	BUSES	TWO AXLE, SIX TYRE, RIGID	THREE AXLE RIGID	FOUR OR MORE AXLE RIGID	FOUR OR LESS AXLE ARTIC	FIVE AXLE ARTIC	SIX OR MORE AXLE ARTIC	FIVE OR LESS AXLE MULTI-TRAILER ARTIC	SIX AXLE MULTI-TRAILER ARTIC	SEVEN OR MORE AXLE ARTIC
-------------	----------------	--------------	-----------------------	-----------------------	-------	---------------------------	------------------	-------------------------	-------------------------	-----------------	------------------------	---------------------------------------	------------------------------	--------------------------

Average Day														
0000	43	1	37	5	0	0	0	0	0	0	0	0	0	0
0100	27	0	23	3	0	1	0	0	0	0	0	0	0	0
0200	22	0	18	3	0	0	0	0	0	0	0	0	0	0
0300	14	0	11	2	1	0	0	0	0	0	0	0	0	0
0400	17	0	14	2	0	2	0	0	0	0	0	0	0	0
0500	24	0	20	3	0	1	0	0	0	0	0	0	0	0
0600	58	0	50	7	0	0	0	0	0	0	0	0	0	0
0700	181	1	153	23	1	2	1	0	1	0	0	0	0	0
0800	368	2	326	36	1	2	1	0	0	0	0	0	0	0
0900	432	1	384	43	0	2	1	0	1	0	0	0	0	0
1000	432	2	392	34	0	3	0	0	1	0	0	0	0	0
1100	473	3	427	37	1	3	2	1	0	0	0	0	0	0
1200	486	3	444	31	2	2	2	1	1	0	0	0	0	0
1300	476	5	438	27	1	1	2	1	1	0	1	0	0	0
1400	454	3	416	30	2	2	1	1	1	0	0	0	0	0
1500	541	4	496	32	2	1	3	2	2	0	0	0	0	0
1600	554	4	502	43	0	1	1	0	1	0	0	1	0	0
1700	543	4	495	39	1	1	1	1	2	0	0	0	0	0
1800	438	2	405	29	0	1	1	0	1	0	0	0	0	0
1900	342	2	314	25	0	0	0	0	1	0	0	0	0	0
2000	234	1	216	17	0	0	0	0	0	0	0	0	0	0
2100	171	1	156	13	1	0	0	0	0	0	0	0	0	0
2200	103	0	95	8	0	0	0	0	0	0	0	0	0	0
2300	66	0	60	6	0	0	0	0	0	0	0	0	0	0
07-19	5378	34	4876	402	9	20	15	7	10	0	3	3	0	1
06-22	6183	39	5611	463	10	21	15	7	11	0	3	3	1	1
06-00	6353	39	5766	476	10	21	15	7	11	0	3	3	1	1
00-00	6499	40	5889	494	11	24	16	7	11	0	3	3	1	1

Job Name/ Title		Site	2	Location	Fford Y Mileniwm (West) (N51.39833 W3.27826)									
Tuesday, October 24, 2023 to		monday, October 30, 2023		Direction	Westbound									
TIME PERIOD	TOTAL VEHICLES	MOTOR-CYCLES	CARS OR CAR-BASED LGV	LIGHT GOODS VEHICLES	BUSES	TWO AXLE, SIX TYRE, RIGID	THREE AXLE RIGID	FOUR OR MORE AXLE RIGID	FOUR OR LESS AXLE ARTIC	FIVE AXLE ARTIC	SIX OR MORE AXLE ARTIC	FIVE OR LESS AXLE MULTI-TRAILER ARTIC	SIX AXLE MULTI-TRAILER ARTIC	SEVEN OR MORE AXLE ARTIC
Virtual Week														
Mon	0	0	0	0	0	0	0	0	0	0	0	0	0	0
Tue	7298	37	6583	605	8	30	10	5	12	0	5	3	0	0
Wed	7765	48	6999	633	12	36	11	3	13	0	4	3	1	2
Thu	7373	44	6662	575	11	37	19	4	15	1	2	1	1	1
Fri	8223	60	7473	598	13	26	21	10	12	0	4	4	0	2
Sat	7552	49	6926	466	20	15	33	18	15	1	4	4	1	0
Sun	781	3	690	84	1	2	0	0	1	0	0	0	0	0
5 Day Average														
[--]	6132	38	5543	482	9	26	12	4	10	0	3	2	0	1
7 Day Average														
[--]	6499	40	5889	494	11	24	16	7	11	0	3	3	1	1
Total Vehicles														
[--]	38992	241	35333	2961	65	146	94	40	68	2	19	15	3	5



Job Name/ Title										Site	2	Location										Fford Y Mileniwm (West) (N51.39833 W3.27826)					
Tuesday, October 24, 2023					to					monday, October 30, 2023					Direction		Westbound		Speed Limit		ACPO (SL1)		DFT (SL2)		Mean	85%ile	
Time Period	Total Vehicles	Speed Bins										(PSL)		ACPO		DFT		Speed	Speed								
		0	5	10	15	20	25	30	35	40	45	50	55	60	20	20	24			24	35	35					
		5	10	15	20	25	30	35	40	45	50	55	60	130			ACPO	ACPO	DFT	DFT							
Tuesday, October 24, 2023																											
0000	17	0	0	0	1	1	7	5	2	1	0	0	0	0	16	94.12	15	88.24	3	17.65	29.9	35.7					
0100	14	0	0	0	0	1	7	3	2	1	0	0	0	0	14	100	13	92.86	3	21.43	31	38.4					
0200	10	0	0	0	0	2	2	6	0	0	0	0	0	0	10	100	9	90	0	0	28.7	-					
0300	10	0	1	2	0	0	3	2	2	0	0	0	0	0	7	70	7	70	2	20	25.5	-					
0400	15	0	0	0	0	2	7	3	1	1	1	0	0	0	15	100	13	86.67	3	20	30.6	38.9					
0500	21	0	0	0	1	1	8	8	2	1	0	0	0	0	20	95.24	19	90.48	3	14.29	30.8	37					
0600	67	0	0	0	2	11	31	20	2	1	0	0	0	0	65	97.01	56	83.58	3	4.478	28.3	32.7					
0700	209	0	0	2	21	64	95	21	4	2	0	0	0	0	186	89	139	66.51	6	2.871	25.7	29.9					
0800	435	2	0	8	69	202	136	15	2	1	0	0	0	0	356	81.84	206	47.36	3	0.69	23.6	27.6					
0900	487	0	6	14	77	222	146	21	1	0	0	0	0	0	390	80.08	218	44.76	1	0.205	23.3	27.5					
1000	449	0	0	11	64	225	119	24	4	2	0	0	0	0	374	83.3	191	42.54	6	1.336	23.6	28					
1100	495	0	1	1	58	203	194	33	3	1	0	1	0	0	435	87.88	285	57.58	5	1.01	24.7	28.7					
1200	507	1	1	4	57	230	175	31	7	1	0	0	0	0	444	87.57	275	54.24	8	1.578	24.4	28.1					
1300	531	1	2	1	58	284	146	36	3	0	0	0	0	0	469	88.32	238	44.82	3	0.565	24	27.8					
1400	489	2	0	8	72	238	133	31	3	1	0	0	0	1	407	83.23	215	43.97	5	1.022	23.8	28.2					
1500	651	30	173	114	133	151	42	8	0	0	0	0	0	0	201	30.88	83	12.75	0	0	15.4	23.6					
1600	628	1	1	25	113	293	154	36	5	0	0	0	0	0	488	77.71	262	41.72	5	0.796	23	27.1					
1700	677	0	1	32	153	294	167	25	2	2	0	0	1	0	491	72.53	248	36.63	5	0.739	22.6	27.3					
1800	557	0	9	10	38	264	192	39	4	1	0	0	0	0	500	89.77	298	53.5	5	0.898	24.2	28.8					
1900	416	0	0	1	32	125	186	58	10	3	0	0	1	0	383	92.07	297	71.39	14	3.365	26.2	30.2					
2000	260	0	0	0	10	75	100	61	13	1	0	0	0	0	250	96.15	192	73.85	14	5.385	27.2	31.7					
2100	202	0	3	0	20	46	81	40	6	4	1	1	0	0	179	88.61	142	70.3	12	5.941	27	31.7					
2200	106	0	0	1	1	23	34	29	13	1	4	0	0	0	104	98.11	86	81.13	18	16.98	29.5	35.4					
2300	45	0	0	0	0	10	15	12	6	2	0	0	0	0	45	100	39	86.67	8	17.78	29.5	35.3					
07-19	6115	37	194	230	913	2670	1699	320	38	11	0	1	1	1	4741	77.53	2658	43.47	52	0.85	22.9	27.6					
06-22	7060	37	197	231	977	2927	2097	499	69	20	1	2	2	1	5618	79.58	3345	47.38	95	1.346	23.4	28.4					
06-00	7211	37	197	232	978	2960	2146	540	88	23	5	2	2	1	5767	79.98	3470	48.12	121	1.678	23.5	28.5					
00-00	7298	37	198	234	980	2967	2180	567	97	27	6	2	2	1	5849	80.15	3546	48.59	135	1.85	23.6	28.7					

Job Name/ Title															Site 2		Location					Fford Y Mileniwm (West) (N51.39833 W3.27826)				
Tuesday, October 24, 2023					to					monday, October 30, 2023					Direction		Westbound		Speed Limit (PSL)		ACPO (SL1)		DFT (SL2)		Mean Speed	85%ile Speed
Time Period	Total Vehicles	0	5	10	15	20	25	30	35	40	45	50	55	60	20	20	24	24	35	35	Mean Speed	85%ile Speed				
		5	10	15	20	25	30	35	40	45	50	55	60	130			ACPO	ACPO	DFT	DFT						
Wednesday, October 25, 2023																										
0000	22	0	0	0	0	4	3	7	4	3	0	1	0	0	22	100	19	86.36	8	36.36	33.1	40.7				
0100	11	0	0	0	0	0	4	3	3	1	0	0	0	0	11	100	11	100	4	36.36	32.4	38.6				
0200	19	0	0	0	0	2	6	4	6	1	0	0	0	0	19	100	18	94.74	7	36.84	31.6	36.4				
0300	8	0	0	0	1	0	4	2	1	0	0	0	0	0	7	87.5	7	87.5	1	12.5	29.5	-				
0400	14	0	0	0	0	4	6	3	1	0	0	0	0	0	14	100	13	92.86	1	7.143	28.4	33.7				
0500	27	0	0	0	0	7	14	3	3	0	0	0	0	0	27	100	22	81.48	3	11.11	28.3	33.9				
0600	81	0	0	0	1	15	29	26	8	1	0	1	0	0	80	98.77	70	86.42	10	12.35	29.7	34.4				
0700	248	1	0	0	24	76	111	26	10	0	0	0	0	0	223	89.92	166	66.94	10	4.032	25.7	29.9				
0800	478	0	3	9	52	210	170	28	5	0	1	0	0	0	414	86.61	236	49.37	6	1.255	24.1	28.4				
0900	478	0	0	4	74	232	132	35	1	0	0	0	0	0	400	83.68	223	46.65	1	0.209	23.9	28				
1000	439	0	0	3	42	227	148	17	1	1	0	0	0	0	394	89.75	224	51.03	2	0.456	24.1	27.4				
1100	543	0	1	8	84	226	191	27	4	1	0	0	0	1	450	82.87	264	48.62	6	1.105	24	28.3				
1200	553	3	0	16	78	257	160	34	4	0	0	0	0	1	456	82.46	244	44.12	5	0.904	23.7	28.4				
1300	521	0	3	9	56	231	189	32	1	0	0	0	0	0	453	86.95	273	52.4	1	0.192	24.2	28.5				
1400	548	0	2	7	99	260	153	26	1	0	0	0	0	0	440	80.29	247	45.07	1	0.182	23.4	27.4				
1500	660	4	40	77	164	277	91	7	0	0	0	0	0	0	375	56.82	131	19.85	0	0	19.8	24.9				
1600	717	3	14	19	158	320	170	30	2	1	0	0	0	0	523	72.94	269	37.52	3	0.418	22.4	26.9				
1700	707	34	82	113	161	229	73	12	1	1	0	0	1	0	317	44.84	123	17.4	3	0.424	17.9	24.6				
1800	589	0	2	1	80	272	195	38	1	0	0	0	0	0	506	85.91	287	48.73	1	0.17	24.1	28.1				
1900	442	0	0	0	38	159	177	57	10	0	0	1	0	0	404	91.4	298	67.42	11	2.489	25.8	30.1				
2000	284	0	0	0	3	71	144	54	12	0	0	0	0	0	281	98.94	237	83.45	12	4.225	27.3	31.4				
2100	211	0	0	0	7	60	85	49	7	0	1	1	0	1	204	96.68	160	75.83	10	4.739	27.6	31.8				
2200	112	0	0	0	5	20	42	29	6	4	3	3	0	0	107	95.54	91	81.25	16	14.29	29.6	35				
2300	53	0	0	1	6	10	15	13	5	2	0	0	0	1	46	86.79	39	73.58	8	15.09	28.6	35				
07-19	6481	45	147	266	1072	2817	1783	312	31	4	1	0	1	2	4951	76.39	2687	41.46	39	0.602	22.8	27.6				
06-22	7499	45	147	266	1121	3122	2218	498	68	5	2	3	1	3	5920	78.94	3452	46.03	82	1.093	23.3	28.2				
06-00	7664	45	147	267	1132	3152	2275	540	79	11	5	6	1	4	6073	79.24	3582	46.74	106	1.383	23.5	28.4				
00-00	7765	45	147	267	1133	3169	2312	562	97	16	5	7	1	4	6173	79.5	3672	47.29	130	1.674	23.5	28.5				

Job Name/ Title										Site		Location		Fford Y Mileniwm (West) (N51.39833 W3.27826)												
Tuesday, October 24, 2023					to					monday, October 30, 2023					Direction		Westbound		Speed Limit (PSL)		ACPO (SL1)		DFT (SL2)		Mean Speed	85%ile Speed
Time Period	Total Vehicles	0	5	10	15	20	25	30	35	40	45	50	55	60	20	20	24	24	35	35	Mean Speed	85%ile Speed				
		5	10	15	20	25	30	35	40	45	50	55	60	130			ACPO	ACPO	DFT	DFT						
Thursday, October 26, 2023																										
0000	30	0	0	0	0	5	12	7	3	3	0	0	0	0	30	100	25	83.33	6	20	30.2	35.2				
0100	16	0	0	0	0	1	6	4	2	1	1	0	1	0	16	100	15	93.75	5	31.25	33.4	45.1				
0200	17	0	0	0	0	4	4	6	2	0	1	0	0	0	17	100	16	94.12	3	17.65	30.7	37.5				
0300	9	0	0	0	1	1	2	3	1	0	1	0	0	0	8	88.89	7	77.78	2	22.22	30.4	-				
0400	18	0	0	0	2	2	3	6	4	0	0	1	0	0	16	88.89	14	77.78	5	27.78	31.3	36.3				
0500	22	0	0	0	0	4	4	9	4	1	0	0	0	0	22	100	19	86.36	5	22.73	31.5	37				
0600	61	0	0	0	1	16	27	13	2	1	1	0	0	0	60	98.36	49	80.33	4	6.557	28	33				
0700	235	1	0	1	26	87	95	22	2	1	0	0	0	0	207	88.09	144	61.28	3	1.277	25	29.5				
0800	424	1	2	1	59	237	106	14	3	1	0	0	0	0	361	85.14	173	40.8	4	0.943	23.5	27.4				
0900	470	1	0	2	83	198	145	38	2	0	0	1	0	0	384	81.7	222	47.23	3	0.638	24	28.3				
1000	438	1	0	4	55	194	157	24	3	0	0	0	0	0	378	86.3	222	50.68	3	0.685	24.2	28.2				
1100	560	8	59	75	75	183	134	19	5	1	1	0	0	0	343	61.25	192	34.29	7	1.25	20.3	27.2				
1200	533	3	1	14	94	237	153	27	4	0	0	0	0	0	421	78.99	240	45.03	4	0.75	23.2	27.5				
1300	493	0	3	7	63	217	173	27	3	0	0	0	0	0	420	85.19	262	53.14	3	0.609	24	28.3				
1400	483	1	2	8	55	230	144	38	4	1	0	0	0	0	417	86.34	239	49.48	5	1.035	24.1	28.8				
1500	651	10	71	66	178	238	79	9	0	0	0	0	0	0	326	50.08	125	19.2	0	0	18.8	24.8				
1600	656	0	2	17	119	326	162	26	3	0	1	0	0	0	518	78.96	255	38.87	4	0.61	23	27				
1700	666	0	4	36	167	271	167	19	2	0	0	0	0	0	459	68.92	231	34.68	2	0.3	22.1	26.3				
1800	496	0	0	8	65	192	186	36	8	0	1	0	0	0	423	85.28	276	55.65	9	1.815	24.7	28.8				
1900	429	0	0	3	23	153	185	55	7	1	1	1	0	0	403	93.94	294	68.53	10	2.331	26	30.1				
2000	293	0	0	0	8	94	130	46	10	2	1	2	0	0	285	97.27	216	73.72	15	5.119	27.1	31.5				
2100	198	0	0	0	4	64	102	22	4	1	1	0	0	0	194	97.98	150	75.76	6	3.03	26.8	30				
2200	108	0	0	0	4	28	45	17	8	4	0	1	0	1	104	96.3	87	80.56	14	12.96	28.8	33.6				
2300	67	0	0	1	3	13	29	16	4	1	0	0	0	0	63	94.03	50	74.63	5	7.463	27.8	32.5				
07-19	6105	26	144	239	1039	2610	1701	299	39	4	3	1	0	0	4657	76.28	2581	42.28	47	0.77	22.8	27.6				
06-22	7086	26	144	242	1075	2937	2145	435	62	9	7	4	0	0	5599	79.01	3290	46.43	82	1.157	23.3	28.1				
06-00	7261	26	144	243	1082	2978	2219	468	74	14	7	5	0	1	5766	79.41	3427	47.2	101	1.391	23.5	28.3				
00-00	7373	26	144	243	1085	2995	2250	503	90	19	10	6	1	1	5875	79.68	3523	47.78	127	1.723	23.6	28.4				

Job Name/ Title										Site	2	Location										Fford Y Mileniwm (West) (N51.39833 W3.27826)																				
Tuesday, October 24, 2023					to					monday, October 30, 2023					Direction		Westbound						Speed Limit (PSL)		ACPO (SL1)		DFT (SL2)		Mean	85%ile												
Time Period	Total Vehicles	0	5	10	15	20	25	30	35	40	45	50	55	60	20	20	24	24	35	35	Mean	85%ile																				
		5	10	15	20	25	30	35	40	45	50	55	60	130			ACPO	ACPO	DFT	DFT	Speed	Speed																				
Friday, October 27, 2023																																										
0000	35	0	0	0	1	5	15	6	2	2	1	1	1	1	34	97.14	31	88.57	8	22.86	32.1	43.6																				
0100	12	0	0	0	0	0	7	3	2	0	0	0	0	0	12	100	12	100	2	16.67	30	38.1																				
0200	18	0	0	0	0	0	2	9	5	2	0	0	0	0	18	100	18	100	7	38.89	33.9	38.8																				
0300	11	0	0	0	1	2	3	3	1	0	1	0	0	0	10	90.91	8	72.73	2	18.18	29.8	38.9																				
0400	19	0	0	0	1	0	4	5	8	0	1	0	0	0	18	94.74	18	94.74	9	47.37	33.6	39.5																				
0500	31	0	0	1	1	8	13	6	2	0	0	0	0	0	29	93.55	22	70.97	2	6.452	27	32.3																				
0600	68	0	0	0	0	9	38	12	7	2	0	0	0	0	68	100	63	92.65	9	13.24	28.8	33.6																				
0700	215	0	1	1	17	69	83	36	5	2	0	0	1	0	196	91.16	155	72.09	8	3.721	26.5	31																				
0800	487	2	14	39	95	185	126	22	3	0	0	0	0	1	337	69.2	181	37.17	4	0.821	22.3	27.6																				
0900	500	1	0	3	80	230	161	22	3	0	0	0	0	0	416	83.2	223	44.6	3	0.6	23.6	27.6																				
1000	506	0	2	4	106	241	136	15	2	0	0	0	0	0	394	77.87	213	42.09	2	0.395	23.1	26.9																				
1100	553	0	6	12	98	258	153	25	0	1	0	0	0	0	437	79.02	232	41.95	1	0.181	23.1	26.8																				
1200	628	1	10	48	149	240	155	23	1	1	0	0	0	0	420	66.88	217	34.55	2	0.318	21.8	26.6																				
1300	609	1	2	12	126	280	165	21	1	1	0	0	0	0	468	76.85	239	39.24	2	0.328	22.8	27																				
1400	568	4	2	19	105	246	156	32	4	0	0	0	0	0	438	77.11	239	42.08	4	0.704	23.1	27.6																				
1500	674	30	174	96	154	128	84	5	3	0	0	0	0	0	220	32.64	112	16.62	3	0.445	15.8	24.5																				
1600	735	4	14	44	165	312	167	27	1	1	0	0	0	0	508	69.12	244	33.2	2	0.272	22	27																				
1700	699	1	18	56	167	266	164	22	4	0	1	0	0	0	457	65.38	244	34.91	5	0.715	21.7	27																				
1800	559	0	2	2	49	272	189	37	6	1	0	0	1	0	506	90.52	304	54.38	8	1.431	24.5	28.1																				
1900	442	0	1	3	31	180	164	54	7	2	0	0	0	0	407	92.08	275	62.22	9	2.036	25.5	29.9																				
2000	339	0	1	1	9	102	134	70	16	4	2	0	0	0	328	96.76	255	75.22	22	6.49	27.5	32.7																				
2100	249	1	0	1	9	61	112	49	14	0	1	1	0	0	238	95.58	196	78.71	16	6.426	27.4	32.2																				
2200	148	0	0	0	5	38	68	27	4	3	0	1	0	2	143	96.62	115	77.7	10	6.757	27.9	30.9																				
2300	118	0	0	0	3	29	51	21	9	2	2	1	0	0	115	97.46	96	81.36	14	11.86	28.5	34.2																				
07-19	6733	44	245	336	1311	2727	1739	287	33	7	1	0	2	1	4797	71.25	2603	38.66	44	0.653	22.2	27.2																				
06-22	7831	45	247	341	1360	3079	2187	472	77	15	4	1	2	1	5838	74.55	3392	43.32	100	1.277	22.8	27.8																				
06-00	8097	45	247	341	1368	3146	2306	520	90	20	6	3	2	3	6096	75.29	3603	44.5	124	1.531	23	28.1																				
00-00	8223	45	247	342	1372	3161	2350	552	110	24	9	4	3	4	6217	75.61	3712	45.14	154	1.873	23.1	28.3																				

Job Name/ Title										Site	2	Location										Fford Y Mileniwm (West) (N51.39833 W3.27826)					
Tuesday, October 24, 2023					to					monday, October 30, 2023					Direction		Westbound		Speed Limit (PSL)		ACPO (SL1)		DFT (SL2)		Mean	85%ile	
Time Period	Total Vehicles	0	5	10	15	20	25	30	35	40	45	50	55	60	20	20	24	24	35	35	Mean	85%ile					
		5	10	15	20	25	30	35	40	45	50	55	60	130			ACPO	ACPO	DFT	DFT	Speed	Speed					
Saturday, October 28, 2023																											
0000	74	0	0	0	8	25	22	18	1	0	0	0	0	0	66	89.19	45	60.81	1	1.351	26	31.4					
0100	52	0	0	0	4	7	18	11	9	1	1	0	0	1	48	92.31	43	82.69	12	23.08	30.5	36.8					
0200	30	0	0	0	0	4	13	8	2	0	0	2	1	0	30	100	27	90	5	16.67	31.5	37.6					
0300	18	0	0	0	0	4	6	4	3	1	0	0	0	0	18	100	14	77.78	4	22.22	30	37.4					
0400	14	0	0	0	0	1	6	5	1	0	0	0	1	0	14	100	13	92.86	2	14.29	31.5	35.5					
0500	23	0	0	0	0	2	9	10	0	1	1	0	0	0	23	100	22	95.65	2	8.696	30.8	34					
0600	49	0	0	0	0	11	20	14	4	0	0	0	0	0	49	100	41	83.67	4	8.163	28.5	32.9					
0700	131	0	0	0	5	32	63	25	4	2	0	0	0	0	126	96.18	101	77.1	6	4.58	27.4	32.5					
0800	273	0	0	0	12	110	122	25	3	0	1	0	0	0	261	95.6	182	66.67	4	1.465	25.8	29.3					
0900	450	0	1	0	47	202	163	35	1	1	0	0	0	0	402	89.33	245	54.44	2	0.444	24.6	28.2					
1000	608	3	14	30	103	282	141	30	3	1	1	0	0	0	458	75.33	239	39.31	5	0.822	22.6	27.1					
1100	687	79	390	125	35	46	12	0	0	0	0	0	0	0	58	8.443	17	2.475	0	0	9.7	14.7					
1200	692	70	348	202	60	9	1	0	0	0	0	2	0	0	12	1.734	4	0.578	2	0.289	9.6	13.5					
1300	699	48	489	122	24	12	0	2	2	0	0	0	0	0	16	2.289	4	0.572	2	0.286	8.6	11.2					
1400	638	25	155	124	125	152	53	4	0	0	0	0	0	0	209	32.76	83	13.01	0	0	15.5	23.8					
1500	612	4	18	19	101	314	138	14	3	0	1	0	0	0	470	76.8	223	36.44	4	0.654	22.3	26.6					
1600	587	1	6	15	94	285	164	21	0	1	0	0	0	0	471	80.24	235	40.03	1	0.17	23.1	27.6					
1700	510	1	0	0	50	209	209	36	4	0	0	0	1	0	459	90	319	62.55	5	0.98	25.1	28.7					
1800	427	0	1	0	29	168	179	42	7	1	0	0	0	0	397	92.97	289	67.68	8	1.874	25.5	29.2					
1900	323	0	0	1	24	83	154	49	10	2	0	0	0	0	298	92.26	239	73.99	12	3.715	26.6	30.4					
2000	230	0	0	0	3	70	110	37	6	3	0	1	0	0	227	98.7	179	77.83	10	4.348	27.3	31.4					
2100	165	0	0	0	6	35	79	35	9	0	1	0	0	0	159	96.36	137	83.03	10	6.061	28	32.3					
2200	146	0	0	0	4	33	60	38	9	1	0	1	0	0	142	97.26	118	80.82	11	7.534	28.2	32.7					
2300	114	0	0	0	7	23	46	28	8	2	0	0	0	0	107	93.86	89	78.07	10	8.772	27.9	32.4					
07-19	6314	231	1422	637	685	1821	1245	234	27	6	3	2	1	0	3339	52.88	1941	30.74	39	0.618	18.3	26.7					
06-22	7081	231	1422	638	718	2020	1608	369	56	11	4	3	1	0	4072	57.51	2537	35.83	75	1.059	19.3	27.6					
06-00	7341	231	1422	638	729	2076	1714	435	73	14	4	4	1	0	4321	58.86	2744	37.38	96	1.308	19.6	28					
00-00	7552	231	1422	638	741	2119	1788	491	89	17	6	6	3	1	4520	59.85	2908	38.51	122	1.615	19.8	28.2					

Job Name/ Title										Site	2	Location										Fford Y Mileniwm (West) (N51.39833 W3.27826)					
Tuesday, October 24, 2023					to	monday, October 30, 2023					Direction	Westbound					Speed Limit (PSL)		ACPO (SL1)		DFT (SL2)		Mean	85%ile			
Time Period	Total Vehicles	0	5	10	15	20	25	30	35	40	45	50	55	60	20	20	24	24	35	35	Mean	85%ile					
		5	10	15	20	25	30	35	40	45	50	55	60	130			ACPO	ACPO	DFT	DFT	Speed	Speed					
Average Day																											
0000	43	0	0	0	2	10	15	11	2	2	0	0	0	0	41	95.31	33	76.17	5	12.11	28.8	33.9					
0100	27	0	0	0	1	3	10	7	4	1	0	0	0	0	26	96.88	24	90	6	21.88	30.6	36.7					
0200	22	0	0	0	0	3	6	8	3	1	0	1	0	0	21	98.46	20	90.77	5	20.77	31.1	36.4					
0300	14	0	0	0	1	2	5	4	2	0	0	0	0	0	13	92.68	11	81.71	2	14.63	29.1	34.9					
0400	17	0	0	0	1	2	5	5	3	0	1	0	0	0	17	96.15	16	89.42	5	26.92	31.7	36.7					
0500	24	0	0	0	0	4	10	7	2	1	0	0	0	0	24	97.92	20	84.72	3	11.11	29.3	34.1					
0600	58	0	0	0	1	11	26	15	4	1	0	0	0	0	58	98.85	50	85.67	5	9.169	28.7	33.3					
0700	181	0	0	1	16	56	78	23	5	2	0	0	0	0	164	90.63	125	68.84	7	3.585	26	30.3					
0800	368	1	3	10	48	162	119	21	3	1	0	0	0	0	306	83.17	178	48.33	5	1.403	23.9	28.3					
0900	432	0	1	4	62	190	140	32	2	1	0	0	0	0	365	84.48	215	49.73	3	0.695	24.1	28.3					
1000	432	1	3	9	64	204	127	22	2	1	0	0	0	0	356	82.52	198	45.89	3	0.772	23.6	27.8					
1100	473	15	76	37	58	153	114	17	2	1	0	0	0	0	287	60.71	165	34.88	3	0.669	19.8	27.1					
1200	486	13	60	47	73	162	107	19	3	0	0	0	0	0	292	60.18	163	33.64	4	0.721	20	26.8					
1300	476	8	83	25	55	171	112	20	2	0	0	0	0	0	304	64	169	35.61	2	0.386	20	27.1					
1400	454	5	27	28	76	188	107	22	2	0	0	0	0	0	319	70.1	171	37.53	3	0.55	21.7	27.3					
1500	541	13	79	62	122	185	72	7	1	0	0	0	0	0	265	49.01	112	20.75	1	0.216	18.4	24.9					
1600	554	2	6	20	108	256	136	23	2	1	0	0	0	0	418	75.47	211	38.07	3	0.451	22.7	27.1					
1700	543	6	18	40	116	212	130	19	2	1	0	0	1	0	364	66.98	194	35.75	3	0.614	21.7	26.8					
1800	438	0	2	4	44	195	157	32	4	1	0	0	0	0	389	88.74	242	55.33	5	1.18	24.6	28.5					
1900	342	0	0	1	25	117	144	46	7	1	0	0	0	0	316	92.35	234	68.37	9	2.729	26	30.1					
2000	234	0	0	0	6	69	103	45	10	2	1	1	0	0	229	97.51	180	76.74	12	5.192	27.3	31.8					
2100	171	0	1	0	8	44	77	33	7	1	1	1	0	0	162	95.02	131	76.59	9	5.268	27.3	31.7					
2200	103	0	0	0	3	24	42	23	7	2	1	1	0	1	100	96.77	83	80.16	12	11.13	28.7	33.3					
2300	66	0	0	0	3	14	26	15	5	2	0	0	0	0	63	94.71	52	78.84	8	11.34	28.4	33.3					
07-19	5378	64	359	285	841	2132	1400	257	30	7	2	1	1	1	3830	71.21	2144	39.86	41	0.765	21.9	27.5					
06-22	6183	64	360	287	879	2373	1749	395	58	12	3	2	1	1	4594	74.3	2738	44.28	77	1.245	22.5	28.1					
06-00	6353	64	360	287	886	2411	1817	433	70	16	5	3	1	2	4757	74.87	2873	45.22	96	1.511	22.7	28.3					
00-00	6499	64	360	288	890	2434	1868	474	86	21	6	4	2	2	4897	75.36	2996	46.1	121	1.859	22.8	28.5					

Job Name/ Title										Site 2										Location		Fford Y Mileniwm (West) (N51.39833 W3.27826)					
Tuesday, October 24, 2023					to					monday, October 30, 2023					Direction					Westbound		Speed Limit (PSL)		ACPO (SL1)		DFT (SL2)	
Time Period	Total Vehicles	0	5	10	15	20	25	30	35	40	45	50	55	60	20	20	24	24	35	35	Mean Speed	85%ile Speed					
		5	10	15	20	25	30	35	40	45	50	55	60	130			ACPO	ACPO	DFT	DFT							

Virtual Week

Mon	0	0	0	0	0	0	0	0	0	0	0	0	0	0	0	0	0	0	0	0	-	-
Tue	7298	37	198	234	980	2967	2180	567	97	27	6	2	2	1	5849	80.15	3546	48.59	135	1.85	23.6	28.7
Wed	7765	45	147	267	1133	3169	2312	562	97	16	5	7	1	4	6173	79.5	3672	47.29	130	1.674	23.5	28.5
Thu	7373	26	144	243	1085	2995	2250	503	90	19	10	6	1	1	5875	79.68	3523	47.78	127	1.723	23.6	28.4
Fri	8223	45	247	342	1372	3161	2350	552	110	24	9	4	3	4	6217	75.61	3712	45.14	154	1.873	23.1	28.3
Sat	7552	231	1422	638	741	2119	1788	491	89	17	6	6	3	1	4520	59.85	2908	38.51	122	1.615	19.8	28.2
Sun	781	0	0	3	29	195	328	169	33	20	2	1	0	1	749	95.9	615	78.75	57	7.298	27.8	32.2

5 Day Average

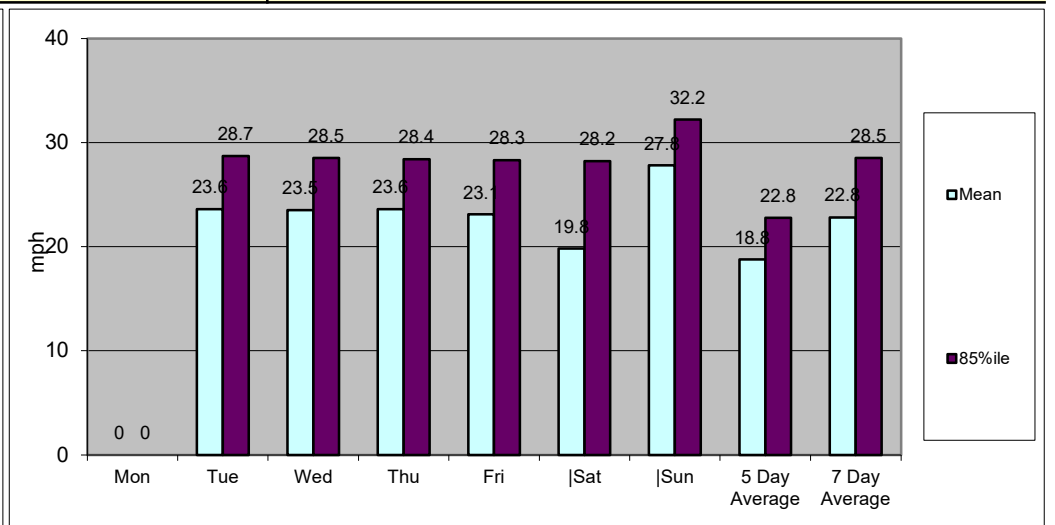
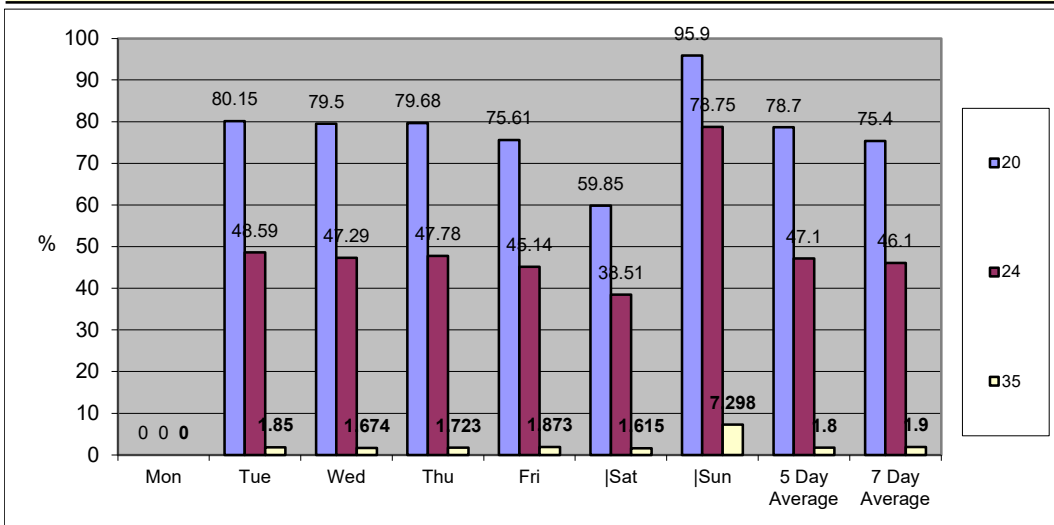
[--]	6132	31	147	217	914	2458	1818	437	79	17	6	4	1	2	4823	78.7	2891	47.1	109	1.8	18.8	22.8
------	------	----	-----	-----	-----	------	------	-----	----	----	---	---	---	---	------	------	------	------	-----	-----	------	------

7 Day Average

[--]	6499	64	360	288	890	2434	1868	474	86	21	6	4	2	2	4897	75.4	2996	46.1	121	1.9	22.8	28.5
------	------	----	-----	-----	-----	------	------	-----	----	----	---	---	---	---	------	------	------	------	-----	-----	------	------

Total Vehicles

[--]	38992	384	2158	1727	5340	14606	11208	2844	516	123	38	26	10	12	29383	75.4	17976	46.1	725	1.9	22.8	28.5
------	-------	-----	------	------	------	-------	-------	------	-----	-----	----	----	----	----	-------	------	-------	------	-----	-----	------	------



Job Name/ Title		Site	2	Location	Fford Y Mileniwm (West) (N51.39833 W3.27826)										
Tuesday, October 24, 2023		to		Monday, October 30, 2023		Direction		Two-Way							
TIME PERIOD	TOTAL VEHICLES	MOTOR-CYCLES	CARS OR CAR-BASED LGV	LIGHT GOODS VEHICLE S	BUSES	TWO AXLE, SIX TYRE, RIGID	THREE AXLE RIGID	FOUR OR MORE AXLE RIGID	FOUR OR LESS AXLE ARTIC	FIVE AXLE ARTIC	SIX OR MORE AXLE ARTIC	FIVE OR LESS AXLE MULTI-TRAILER ARTIC	SIX AXLE MULTI-TRAILER ARTIC	SEVEN OR MORE AXLE ARTIC	
Tuesday, October 24, 2023															
0000	32	1	24	4	0	0	3	0	0	0	0	0	0	0	
0100	25	0	20	4	0	1	0	0	0	0	0	0	0	0	
0200	20	0	17	2	0	0	1	0	0	0	0	0	0	0	
0300	23	0	23	0	0	0	0	0	0	0	0	0	0	0	
0400	35	0	28	3	0	3	1	0	0	0	0	0	0	0	
0500	82	0	70	5	0	1	6	0	0	0	0	0	0	0	
0600	237	2	190	25	0	0	19	0	0	0	1	0	0	0	
0700	599	5	486	33	1	1	66	1	3	1	0	1	0	1	
0800	997	5	833	71	0	3	71	1	4	2	4	3	0	0	
0900	911	2	772	67	1	3	57	1	3	0	2	2	0	1	
1000	833	3	703	62	0	4	57	0	1	1	0	2	0	0	
1100	918	2	771	62	1	2	70	1	4	0	3	1	0	1	
1200	966	7	822	53	0	4	67	1	9	2	0	1	0	0	
1300	1016	8	885	54	0	4	57	0	7	0	1	0	0	0	
1400	994	7	878	36	2	1	54	2	11	0	1	2	0	0	
1500	1174	8	1051	50	4	1	42	4	10	0	1	1	0	2	
1600	1166	7	1009	62	1	1	68	4	9	2	0	1	0	2	
1700	1217	3	1079	57	1	2	62	1	9	0	0	2	0	1	
1800	1003	3	876	47	0	2	66	0	8	0	1	0	0	0	
1900	729	3	644	34	0	0	45	0	1	0	2	0	0	0	
2000	456	0	399	22	0	0	33	0	0	0	2	0	0	0	
2100	347	1	291	26	1	1	25	0	1	0	1	0	0	0	
2200	192	0	173	10	0	0	9	0	0	0	0	0	0	0	
2300	80	0	75	4	0	0	1	0	0	0	0	0	0	0	
07-19	11794	60	10165	654	11	28	737	16	78	8	13	16	0	8	
06-22	13563	66	11689	761	12	29	859	16	80	8	19	16	0	8	
06-00	13835	66	11937	775	12	29	869	16	80	8	19	16	0	8	
00-00	14052	67	12119	793	12	34	880	16	80	8	19	16	0	8	

Job Name/ Title		Site		Location		Fford Y Mileniwm (West) (N51.39833 W3.27826)									
Tuesday, October 24, 2023		Monday, October 30, 2023		Direction		Two-Way									
TIME PERIOD	TOTAL VEHICLES	MOTOR-CYCLES	CARS OR CAR-BASED LGV	LIGHT GOODS VEHICLE S	BUSES	TWO AXLE, SIX TYRE, RIGID	THREE AXLE RIGID	FOUR OR MORE AXLE RIGID	FOUR OR LESS AXLE ARTIC	FIVE AXLE ARTIC	SIX OR MORE AXLE ARTIC	FIVE OR LESS AXLE MULTI-TRAILER ARTIC	SIX AXLE MULTI-TRAILER ARTIC	SEVEN OR MORE AXLE ARTIC	
Wednesday, October 25, 2023															
0000	41	0	37	2	0	0	2	0	0	0	0	0	0	0	
0100	15	0	13	1	0	1	0	0	0	0	0	0	0	0	
0200	27	0	23	4	0	0	0	0	0	0	0	0	0	0	
0300	21	0	18	1	1	1	0	0	0	0	0	0	0	0	
0400	35	0	34	0	0	1	0	0	0	0	0	0	0	0	
0500	85	1	69	10	0	1	4	0	0	0	0	0	0	0	
0600	265	0	209	23	0	0	31	0	0	1	0	1	0	0	
0700	654	4	504	45	2	4	90	0	1	0	3	1	0	0	
0800	1058	2	878	71	1	4	89	0	6	0	2	3	0	2	
0900	926	4	758	72	2	4	75	0	7	0	1	1	0	2	
1000	829	3	697	49	0	4	72	0	3	0	1	0	0	0	
1100	1016	9	853	69	1	5	71	0	6	0	1	0	0	1	
1200	1020	11	881	54	1	3	62	0	5	1	0	1	0	1	
1300	981	8	845	52	2	2	56	1	8	0	3	3	0	1	
1400	1068	6	915	59	2	3	69	2	8	2	1	1	0	0	
1500	1254	11	1112	46	2	1	62	3	10	0	2	3	0	2	
1600	1254	9	1118	64	0	4	37	1	8	2	4	4	0	3	
1700	1241	13	1089	60	5	0	55	2	10	0	3	1	1	2	
1800	1061	4	939	36	0	3	68	0	7	0	2	1	0	1	
1900	782	8	672	43	0	0	50	0	6	2	0	0	0	1	
2000	499	1	426	29	0	0	42	0	1	0	0	0	0	0	
2100	374	3	334	14	1	2	19	1	0	0	0	0	0	0	
2200	207	0	188	13	0	0	6	0	0	0	0	0	0	0	
2300	84	0	76	4	0	1	3	0	0	0	0	0	0	0	
07-19	12362	84	10589	677	18	37	806	9	79	5	23	19	1	15	
06-22	14282	96	12230	786	19	39	948	10	86	8	23	20	1	16	
06-00	14573	96	12494	803	19	40	957	10	86	8	23	20	1	16	
00-00	14797	97	12688	821	20	44	963	10	86	8	23	20	1	16	

Job Name/ Title		Site	2	Location	Fford Y Mileniwm (West) (N51.39833 W3.27826)										
Tuesday, October 24, 2023 to		Monday, October 30, 2023		Direction Two-Way											
TIME PERIOD	TOTAL VEHICLES	MOTOR-CYCLES	CARS OR CAR-BASED LGV	LIGHT GOODS VEHICLE S	BUSES	TWO AXLE, SIX TYRE, RIGID	THREE AXLE RIGID	FOUR OR MORE AXLE RIGID	FOUR OR LESS AXLE ARTIC	FIVE AXLE ARTIC	SIX OR MORE AXLE ARTIC	FIVE OR LESS AXLE MULTI-TRAILER ARTIC	SIX AXLE MULTI-TRAILER ARTIC	SEVEN OR MORE AXLE ARTIC	
Thursday, October 26, 2023															
0000	62	1	54	3	0	0	3	0	0	0	1	0	0	0	
0100	32	0	25	4	0	1	2	0	0	0	0	0	0	0	
0200	26	0	20	5	0	1	0	0	0	0	0	0	0	0	
0300	20	0	14	4	1	1	0	0	0	0	0	0	0	0	
0400	46	0	37	5	0	3	1	0	0	0	0	0	0	0	
0500	82	2	74	3	0	0	3	0	0	0	0	0	0	0	
0600	232	1	180	19	0	0	30	1	0	0	1	0	0	0	
0700	652	2	532	48	2	4	60	0	3	0	0	0	0	1	
0800	967	3	803	66	3	2	77	0	4	0	6	1	0	2	
0900	905	3	780	51	0	6	61	0	2	0	1	0	0	1	
1000	850	4	730	55	0	5	49	0	5	1	1	0	0	0	
1100	1043	8	912	49	4	4	56	0	8	0	1	1	0	0	
1200	1012	5	900	44	0	3	43	3	10	1	0	3	0	0	
1300	957	14	836	49	0	5	43	0	7	2	1	0	0	0	
1400	911	7	807	39	1	3	48	0	4	0	1	1	0	0	
1500	1153	6	1033	50	4	2	41	2	9	0	0	3	0	3	
1600	1202	5	1084	59	0	1	38	3	8	1	1	1	0	1	
1700	1234	3	1099	59	0	1	57	3	10	0	1	1	0	0	
1800	942	3	830	49	0	0	51	0	6	1	2	0	0	0	
1900	752	4	650	38	0	0	56	0	0	0	2	1	1	0	
2000	532	0	454	28	0	1	47	0	0	0	0	1	0	1	
2100	340	4	306	12	1	0	17	0	0	0	0	0	0	0	
2200	186	0	171	7	0	1	6	0	1	0	0	0	0	0	
2300	119	0	104	8	0	1	5	0	1	0	0	0	0	0	
07-19	11828	63	10346	618	14	36	624	11	76	6	15	11	0	8	
06-22	13684	72	11936	715	15	37	774	12	76	6	18	13	1	9	
06-00	13989	72	12211	730	15	39	785	12	78	6	18	13	1	9	
00-00	14257	75	12435	754	16	45	794	12	78	6	19	13	1	9	

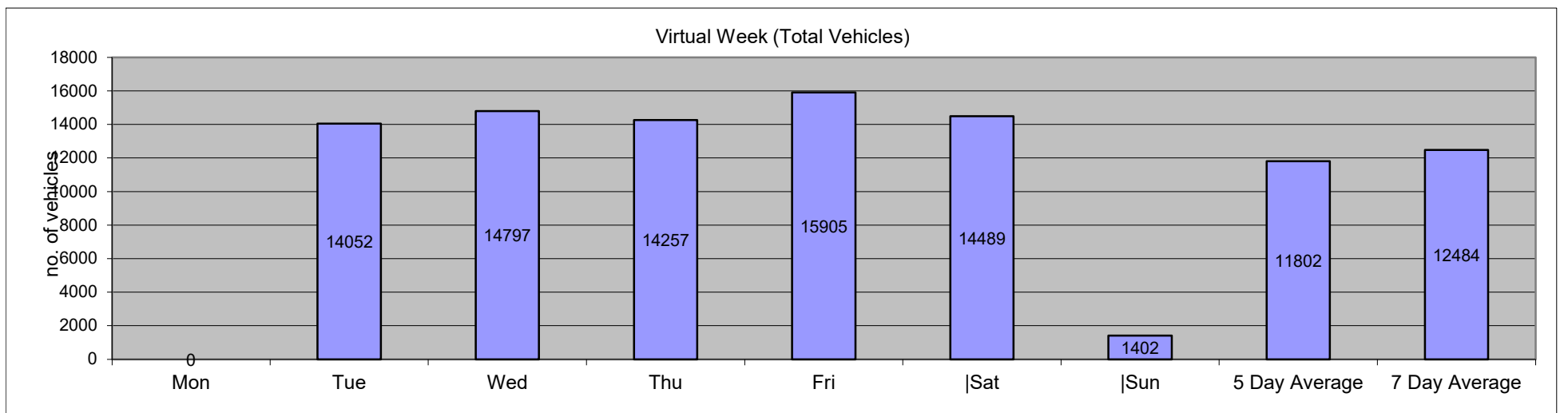
Job Name/ Title		Site	2	Location	Fford Y Mileniwm (West) (N51.39833 W3.27826)									
Tuesday, October 24, 2023		to		Monday, October 30, 2023		Direction		Two-Way						
TIME PERIOD	TOTAL VEHICLES	MOTOR-CYCLES	CARS OR CAR-BASED LGV	LIGHT GOODS VEHICLE S	BUSES	TWO AXLE, SIX TYRE, RIGID	THREE AXLE RIGID	FOUR OR MORE AXLE RIGID	FOUR OR LESS AXLE ARTIC	FIVE AXLE ARTIC	SIX OR MORE AXLE ARTIC	FIVE OR LESS AXLE MULTI-TRAILER ARTIC	SIX AXLE MULTI-TRAILER ARTIC	SEVEN OR MORE AXLE ARTIC
Friday, October 27, 2023														
0000	62	0	54	7	0	1	0	0	0	0	0	0	0	0
0100	25	1	23	1	0	0	0	0	0	0	0	0	0	0
0200	30	0	25	5	0	0	0	0	0	0	0	0	0	0
0300	24	0	20	1	0	0	2	0	0	0	1	0	0	0
0400	45	0	33	8	0	2	1	0	0	0	1	0	0	0
0500	95	2	79	6	1	1	6	0	0	0	0	0	0	0
0600	224	1	186	22	1	0	14	0	0	0	0	0	0	0
0700	576	4	480	39	1	2	47	1	1	1	0	0	0	0
0800	1003	8	839	55	2	4	84	1	3	1	1	4	0	1
0900	1024	1	874	70	0	3	63	1	9	0	1	1	0	1
1000	973	5	829	51	1	2	74	1	3	0	3	2	0	2
1100	1083	7	963	56	1	2	41	1	7	0	2	2	0	1
1200	1186	9	1039	57	3	3	52	2	16	0	1	3	0	1
1300	1158	11	1046	38	0	1	46	1	10	0	2	3	0	0
1400	1116	4	985	64	3	2	45	1	10	0	0	2	0	0
1500	1280	7	1170	47	2	0	38	7	7	0	1	1	0	0
1600	1280	11	1122	68	1	1	55	1	17	0	0	3	0	1
1700	1271	13	1134	48	1	3	53	1	14	2	1	1	0	0
1800	1062	3	945	37	1	0	67	0	6	1	0	0	0	2
1900	827	6	713	33	0	3	63	0	5	0	0	1	0	3
2000	594	11	505	29	0	0	46	0	3	0	0	0	0	0
2100	465	1	396	22	1	0	40	0	2	0	3	0	0	0
2200	279	0	249	11	0	1	17	0	0	0	0	0	0	1
2300	223	0	196	7	0	0	19	0	0	0	1	0	0	0
07-19	13012	83	11426	630	16	23	665	18	103	5	12	22	0	9
06-22	15122	102	13226	736	18	26	828	18	113	5	15	23	0	12
06-00	15624	102	13671	754	18	27	864	18	113	5	16	23	0	13
00-00	15905	105	13905	782	19	31	873	18	113	5	18	23	0	13

Job Name/ Title		Site	2	Location	Fford Y Mileniwm (West) (N51.39833 W3.27826)										
Tuesday, October 24, 2023		to		Monday, October 30, 2023		Direction		Two-Way							
TIME PERIOD	TOTAL VEHICLES	MOTOR-CYCLES	CARS OR CAR-BASED LGV	LIGHT GOODS VEHICLE S	BUSES	TWO AXLE, SIX TYRE, RIGID	THREE AXLE RIGID	FOUR OR MORE AXLE RIGID	FOUR OR LESS AXLE ARTIC	FIVE AXLE ARTIC	SIX OR MORE AXLE ARTIC	FIVE OR LESS AXLE MULTI-TRAILER ARTIC	SIX AXLE MULTI-TRAILER ARTIC	SEVEN OR MORE AXLE ARTIC	
Saturday, October 28, 2023															
0000	144	2	119	10	0	0	13	0	0	0	0	0	0	0	
0100	76	1	68	5	0	0	2	0	0	0	0	0	0	0	
0200	55	2	50	1	0	0	1	0	0	0	0	1	0	0	
0300	32	0	26	3	1	1	0	0	0	0	0	1	0	0	
0400	32	0	26	4	0	1	1	0	0	0	0	0	0	0	
0500	54	0	50	4	0	0	0	0	0	0	0	0	0	0	
0600	107	1	93	8	0	0	5	0	0	0	0	0	0	0	
0700	259	3	215	31	0	0	10	0	0	0	0	0	0	0	
0800	564	1	468	41	0	3	49	0	1	0	1	0	0	0	
0900	923	3	816	44	0	1	55	1	1	1	0	1	0	0	
1000	1159	12	1032	40	0	5	53	0	9	2	2	4	0	0	
1100	1238	9	1135	35	0	3	44	6	1	1	1	3	0	0	
1200	1308	6	1209	33	10	0	41	3	3	0	2	0	0	1	
1300	1315	6	1222	21	8	1	46	4	3	0	0	3	0	1	
1400	1264	3	1161	36	4	1	43	3	9	1	3	0	0	0	
1500	1177	7	1056	47	1	0	49	3	12	0	0	1	1	0	
1600	1166	3	1033	49	0	1	65	0	9	1	2	3	0	0	
1700	990	9	856	50	0	2	71	0	2	0	0	0	0	0	
1800	825	1	720	31	0	0	61	0	4	2	2	1	1	2	
1900	599	1	526	27	0	0	41	1	1	1	1	0	0	0	
2000	423	2	371	18	0	0	31	0	0	0	1	0	0	0	
2100	321	3	269	23	0	0	23	0	3	0	0	0	0	0	
2200	269	1	240	15	0	0	13	0	0	0	0	0	0	0	
2300	189	3	159	14	0	0	13	0	0	0	0	0	0	0	
07-19	12188	63	10923	458	23	17	587	20	54	8	13	16	2	4	
06-22	13638	70	12182	534	23	17	687	21	58	9	15	16	2	4	
06-00	14096	74	12581	563	23	17	713	21	58	9	15	16	2	4	
00-00	14489	79	12920	590	24	19	730	21	58	9	15	18	2	4	

Job Name/ Title		Site 2 Location Fford Y Mileniwm (West) (N51.39833 W3.27826)												
Tuesday, October 24, 2023 to		Monday, October 30, 2023												
		Direction Two-Way												
TIME PERIOD	TOTAL VEHICLES	MOTOR-CYCLES	CARS OR CAR-BASED LGV	LIGHT GOODS VEHICLE S	BUSES	TWO AXLE, SIX TYRE, RIGID	THREE AXLE RIGID	FOUR OR MORE AXLE RIGID	FOUR OR LESS AXLE ARTIC	FIVE AXLE ARTIC	SIX OR MORE AXLE ARTIC	FIVE OR LESS AXLE MULTI-TRAILER ARTIC	SIX AXLE MULTI-TRAILER ARTIC	SEVEN OR MORE AXLE ARTIC
Average Day														
0000	81	1	68	6	0	0	5	0	0	0	0	0	0	0
0100	44	0	38	4	0	1	1	0	0	0	0	0	0	0
0200	37	0	32	4	0	0	1	0	0	0	0	0	0	0
0300	28	0	24	2	1	1	1	0	0	0	0	0	0	0
0400	39	0	33	4	0	2	1	0	0	0	0	0	0	0
0500	73	1	63	5	0	1	4	0	0	0	0	0	0	0
0600	188	1	152	18	0	0	17	0	0	0	0	0	0	0
0700	473	3	383	35	1	2	46	0	1	0	1	0	0	0
0800	796	4	665	52	1	3	63	0	3	1	2	2	0	1
0900	844	3	720	56	1	3	55	1	4	0	1	1	0	1
1000	817	5	703	45	0	4	53	0	4	1	2	1	0	0
1100	883	6	772	45	1	3	47	1	4	0	1	1	0	1
1200	915	6	809	40	2	2	44	2	7	1	1	1	0	1
1300	905	8	806	36	2	2	41	1	6	0	1	2	0	0
1400	892	5	791	39	2	2	43	1	7	1	1	1	0	0
1500	1006	7	904	40	2	1	39	3	8	0	1	2	0	1
1600	1011	6	894	50	0	1	44	2	9	1	1	2	0	1
1700	992	7	876	46	1	1	50	1	8	0	1	1	0	1
1800	816	2	718	33	0	1	52	0	5	1	1	0	0	1
1900	615	4	534	29	0	1	43	0	2	1	1	0	0	1
2000	417	2	359	21	0	0	33	0	1	0	1	0	0	0
2100	308	2	266	16	1	1	21	0	1	0	1	0	0	0
2200	189	0	170	9	0	0	9	0	0	0	0	0	0	0
2300	116	1	102	6	0	0	7	0	0	0	0	0	0	0
07-19	10351	60	9041	517	14	24	577	12	65	6	13	14	1	8
06-22	11878	69	10352	601	15	25	690	13	69	6	15	15	1	8
06-00	12183	70	10624	616	15	26	705	13	70	6	16	15	1	9
00-00	12484	72	10881	641	15	29	717	13	70	6	16	15	1	9

Job Name/ Title Site 2 Location Fford Y Mileniwm (West) (N51.39833 W3.27826)
 Tuesday, October 24, 2023 to Monday, October 30, 2023 Direction Two-Way

TIME PERIOD	TOTAL VEHICLES	MOTOR-CYCLES	CARS OR CAR-BASED LGV	LIGHT GOODS VEHICLES	BUSES	TWO AXLE, SIX TYRE, RIGID	THREE AXLE RIGID	FOUR OR MORE AXLE RIGID	FOUR OR LESS AXLE ARTIC	FIVE AXLE ARTIC	SIX OR MORE AXLE ARTIC	FIVE OR LESS AXLE MULTI-TRAILER ARTIC	SIX AXLE MULTI-TRAILER ARTIC	SEVEN OR MORE AXLE ARTIC
Virtual Week														
Mon	0	0	0	0	0	0	0	0	0	0	0	0	0	0
Tue	14052	67	12119	793	12	34	880	16	80	8	19	16	0	8
Wed	14797	97	12688	821	20	44	963	10	86	8	23	20	1	16
Thu	14257	75	12435	754	16	45	794	12	78	6	19	13	1	9
Fri	15905	105	13905	782	19	31	873	18	113	5	18	23	0	13
Sat	14489	79	12920	590	24	19	730	21	58	9	15	18	2	4
Sun	1402	8	1218	104	1	2	63	0	2	1	2	0	0	1
5 Day Average														
[--]	11802	69	10229	630	13	31	702	11	71	5	16	14	0	9
7 Day Average														
[--]	12484	72	10881	641	15	29	717	13	70	6	16	15	1	9
Total Vehicles														
[--]	74902	431	65285	3844	92	175	4303	77	417	37	96	90	4	51



Job Name/ Title										Site	2	Location										Fford Y Mileniwm (West) (N51.39833 W3.27826)					
Tuesday, October 24, 2023					to					monday, October 30, 2023					Direction		Two-Way		Speed Limit		ACPO (SL1)		DFT (SL2)		Mean	85%ile	
Time Period	Total Vehicles	Speed Bins										PSL		ACPO		DFT		Speed	Speed								
		0	5	10	15	20	25	30	35	40	45	50	55	60	20	20	24			24	35	35					
		5	10	15	20	25	30	35	40	45	50	55	60	130			ACPO	ACPO	DFT	DFT							
Tuesday, October 24, 2023																											
0000	32	0	0	0	3	5	15	6	2	1	0	0	0	0	29	90.63	24	75	3	9.375	27.3	33.1					
0100	25	0	1	0	1	3	11	6	2	1	0	0	0	0	23	92	20	80	3	12	28.4	34.5					
0200	20	0	0	0	1	4	6	9	0	0	0	0	0	0	19	95	16	80	0	0	27.9	31					
0300	23	0	1	4	1	4	6	3	4	0	0	0	0	0	17	73.91	14	60.87	4	17.39	25.1	36					
0400	35	0	0	0	1	5	17	5	4	2	1	0	0	0	34	97.14	29	82.86	7	20	29.4	36.1					
0500	82	0	0	1	5	13	33	20	7	3	0	0	0	0	76	92.68	63	76.83	10	12.2	28.4	33.8					
0600	237	0	0	4	17	66	104	40	4	2	0	0	0	0	216	91.14	164	69.2	6	2.532	26.3	31.1					
0700	599	1	9	64	164	186	144	25	4	2	0	0	0	0	361	60.27	213	35.56	6	1.002	21.6	27.2					
0800	997	3	29	156	270	344	169	20	3	2	0	0	0	1	539	54.06	268	26.88	6	0.602	20.4	26.1					
0900	911	0	31	95	260	317	183	24	1	0	0	0	0	0	525	57.63	263	28.87	1	0.11	20.8	26.2					
1000	833	2	15	102	235	312	136	25	4	2	0	0	0	0	479	57.5	224	26.89	6	0.72	20.8	26.2					
1100	918	1	18	79	242	326	211	36	3	1	0	1	0	0	578	62.96	315	34.31	5	0.545	21.7	27.1					
1200	966	1	17	115	252	351	189	31	9	1	0	0	0	0	581	60.14	302	31.26	10	1.035	21.1	26.5					
1300	1016	2	25	129	283	374	159	38	5	1	0	0	0	0	577	56.79	266	26.18	6	0.591	20.7	26					
1400	994	3	19	150	277	353	153	31	5	1	0	0	0	2	545	54.83	251	25.25	8	0.805	20.6	26.1					
1500	1174	33	198	303	362	221	49	8	0	0	0	0	0	0	278	23.68	97	8.262	0	0	15.6	22.1					
1600	1166	3	16	142	355	425	183	37	5	0	0	0	0	0	650	55.75	303	25.99	5	0.429	20.6	25.8					
1700	1217	1	26	170	368	421	198	27	2	2	0	0	2	0	652	53.57	300	24.65	6	0.493	20.4	25.8					
1800	1003	0	23	81	208	422	222	42	4	1	0	0	0	0	691	68.89	359	35.79	5	0.499	21.9	26.8					
1900	729	0	2	17	152	239	235	68	12	3	0	0	1	0	558	76.54	375	51.44	16	2.195	24.1	29.2					
2000	456	0	0	3	55	170	147	66	14	1	0	0	0	0	398	87.28	271	59.43	15	3.289	25.3	30.5					
2100	347	0	4	4	52	121	109	44	6	5	1	1	0	0	287	82.71	196	56.48	13	3.746	25.1	30.5					
2200	192	0	0	1	11	50	74	37	14	1	4	0	0	0	180	93.75	144	75	19	9.896	27.7	33.3					
2300	80	0	0	0	2	22	29	17	8	2	0	0	0	0	78	97.5	67	83.75	10	12.5	28.3	33.3					
07-19	11794	50	426	1586	3276	4052	1996	344	45	13	0	1	2	3	6456	54.74	3161	26.8	64	0.543	20.4	26.1					
06-22	13563	50	432	1614	3552	4648	2591	562	81	24	1	2	3	3	7915	58.36	4167	30.72	114	0.841	21	26.7					
06-00	13835	50	432	1615	3565	4720	2694	616	103	27	5	2	3	3	8173	59.07	4378	31.64	143	1.034	21.1	26.8					
00-00	14052	50	434	1620	3577	4754	2782	665	122	34	6	2	3	3	8371	59.57	4544	32.34	170	1.21	21.2	27					

Job Name/ Title															Site 2		Location Fford Y Mileniwm (West) (N51.39833 W3.27826)									
Tuesday, October 24, 2023					to					monday, October 30, 2023					Direction		Two-Way		Speed Limit (PSL)		ACPO (SL1)		DFT (SL2)		Mean Speed	85%ile Speed
Time Period	Total Vehicles	0 5	5 10	10 15	15 20	20 25	25 30	30 35	35 40	40 45	45 50	50 55	55 60	60 130	20	20	24 ACPO	24 ACPO	35 DFT	35 DFT	Mean Speed	85%ile Speed				
Wednesday, October 25, 2023																										
0000	41	0	0	0	1	7	12	13	4	3	0	1	0	0	40	97.56	34	82.93	8	19.51	30.3	37.2				
0100	15	0	0	0	0	0	5	5	4	1	0	0	0	0	15	100	15	100	5	33.33	32.5	37.9				
0200	27	0	0	0	0	4	10	5	7	1	0	0	0	0	27	100	25	92.59	8	29.63	30.4	36.1				
0300	21	0	0	0	1	1	14	4	1	0	0	0	0	0	20	95.24	19	90.48	1	4.762	27.9	33.5				
0400	35	0	0	0	0	8	15	9	3	0	0	0	0	0	35	100	31	88.57	3	8.571	28.8	34.2				
0500	85	0	0	1	6	19	39	15	4	0	1	0	0	0	78	91.76	68	80	5	5.882	27.3	32.2				
0600	265	0	0	4	28	67	100	48	15	2	0	1	0	0	233	87.92	182	68.68	18	6.792	26.6	32.3				
0700	654	1	23	70	144	205	170	30	11	0	0	0	0	0	416	63.61	252	38.53	11	1.682	21.7	27.5				
0800	1058	1	49	157	247	355	210	32	5	1	1	0	0	0	604	57.09	304	28.73	7	0.662	20.5	26.7				
0900	926	1	16	118	258	347	149	36	1	0	0	0	0	0	533	57.56	251	27.11	1	0.108	20.8	26.1				
1000	829	0	14	80	205	335	175	18	1	1	0	0	0	0	530	63.93	266	32.09	2	0.241	21.3	26.3				
1100	1016	2	30	115	304	317	211	29	4	2	0	0	0	2	565	55.61	295	29.04	8	0.787	20.9	26.8				
1200	1020	5	28	131	272	362	177	35	6	0	2	0	0	2	584	57.25	272	26.67	10	0.98	20.8	26.6				
1300	981	4	29	100	261	328	224	34	1	0	0	0	0	0	587	59.84	319	32.52	1	0.102	21.1	27				
1400	1068	2	28	131	333	368	170	34	1	1	0	0	0	0	574	53.75	290	27.15	2	0.187	20.4	25.8				
1500	1254	5	105	293	375	356	113	7	0	0	0	0	0	0	476	37.96	162	12.92	0	0	17.9	23.5				
1600	1254	3	36	178	387	411	197	35	2	2	0	1	1	1	650	51.83	321	25.6	7	0.558	20.3	25.6				
1700	1241	38	105	247	362	377	96	13	1	1	0	0	1	0	489	39.4	163	13.13	3	0.242	17.7	23.5				
1800	1061	1	14	113	295	376	221	40	1	0	0	0	0	0	638	60.13	326	30.73	1	0.094	21.3	26.7				
1900	782	0	3	43	145	277	235	64	14	0	0	1	0	0	591	75.58	385	49.23	15	1.918	23.6	28.7				
2000	499	0	0	9	65	161	188	63	12	0	0	1	0	0	425	85.17	310	62.12	13	2.605	25.2	30.2				
2100	374	0	0	6	40	123	134	61	7	0	1	1	0	1	328	87.7	240	64.17	10	2.674	25.7	30.5				
2200	207	0	0	0	8	67	71	44	7	4	3	3	0	0	199	96.14	146	70.53	17	8.213	27.9	32.3				
2300	84	0	0	1	8	19	27	19	7	2	0	0	0	1	75	89.29	62	73.81	10	11.9	28.1	34.3				
07-19	12362	63	477	1733	3443	4137	2113	343	34	8	3	1	2	5	6646	53.76	3221	26.06	53	0.429	20.3	26.1				
06-22	14282	63	480	1795	3721	4765	2770	579	82	10	4	5	2	6	8223	57.58	4338	30.37	109	0.763	20.9	26.7				
06-00	14573	63	480	1796	3737	4851	2868	642	96	16	7	8	2	7	8497	58.31	4546	31.19	136	0.933	21	26.8				
00-00	14797	63	480	1797	3745	4890	2963	693	119	21	8	9	2	7	8712	58.88	4738	32.02	166	1.122	21.1	27.1				

Job Name/ Title										Site	2	Location										Fford Y Mileniwm (West) (N51.39833 W3.27826)				
Tuesday, October 24, 2023					to					monday, October 30, 2023					Direction		Two-Way		Speed Limit (PSL)		ACPO (SL1)		DFT (SL2)		Mean	85%ile
Time Period	Total Vehicles	0	5	10	15	20	25	30	35	40	45	50	55	60	20	20	24	24	35	35	Mean	85%ile				
		5	10	15	20	25	30	35	40	45	50	55	60	130			ACPO	ACPO	DFT	DFT	Speed	Speed				
Thursday, October 26, 2023																										
0000	62	0	0	1	3	13	30	9	3	3	0	0	0	0	58	93.55	47	75.81	6	9.677	27.7	33.7				
0100	32	0	0	0	0	2	15	10	2	1	1	0	1	0	32	100	30	93.75	5	15.63	31.3	35.5				
0200	26	0	0	0	0	6	10	6	2	1	1	0	0	0	26	100	23	88.46	4	15.38	29.6	36.4				
0300	20	0	0	0	4	2	7	4	2	0	1	0	0	0	16	80	14	70	3	15	27.6	34.9				
0400	46	0	0	0	3	7	13	16	6	0	0	1	0	0	43	93.48	37	80.43	7	15.22	29.8	35.4				
0500	82	0	1	0	1	19	31	24	5	1	0	0	0	0	80	97.56	67	81.71	6	7.317	28.6	33.8				
0600	232	0	0	3	34	64	86	37	4	3	1	0	0	0	195	84.05	152	65.52	8	3.448	25.6	30.6				
0700	652	1	9	56	185	215	156	25	3	2	0	0	0	0	401	61.5	232	35.58	5	0.767	21.7	27.3				
0800	967	3	20	144	268	363	144	15	5	1	0	0	0	4	532	55.02	230	23.78	10	1.034	20.5	25.4				
0900	905	2	27	74	270	308	181	40	2	0	0	1	0	0	532	58.78	278	30.72	3	0.331	21.2	26.7				
1000	850	1	23	109	227	283	174	27	4	1	0	0	0	1	490	57.65	253	29.76	6	0.706	21	26.8				
1100	1043	9	99	204	287	270	148	19	5	1	1	0	0	0	444	42.57	216	20.71	7	0.671	18.6	25.3				
1200	1012	4	15	170	294	326	170	29	4	0	0	0	0	0	529	52.27	271	26.78	4	0.395	20.3	25.9				
1300	957	3	22	119	274	321	187	28	3	0	0	0	0	0	539	56.32	288	30.09	3	0.313	20.7	26.5				
1400	911	1	24	109	240	329	162	41	4	1	0	0	0	0	537	58.95	267	29.31	5	0.549	21	26.6				
1500	1153	12	107	246	384	306	88	10	0	0	0	0	0	0	404	35.04	140	12.14	0	0	17.5	23.5				
1600	1202	1	20	177	354	433	186	27	3	0	1	0	0	0	650	54.08	289	24.04	4	0.333	20.3	25.7				
1700	1234	3	35	171	407	406	187	23	2	0	0	0	0	0	618	50.08	265	21.47	2	0.162	19.8	25.4				
1800	942	2	27	124	243	286	211	39	8	1	1	0	0	0	546	57.96	317	33.65	10	1.062	21.2	27.2				
1900	752	0	4	28	146	267	235	62	7	1	1	1	0	0	574	76.33	368	48.94	10	1.33	23.7	28.7				
2000	532	0	0	6	82	207	165	55	10	4	1	2	0	0	444	83.46	281	52.82	17	3.195	24.9	29.8				
2100	340	0	1	0	36	118	147	29	7	1	1	0	0	0	303	89.12	211	62.06	9	2.647	25.5	29.5				
2200	186	0	0	2	14	55	75	22	11	4	0	2	0	1	170	91.4	138	74.19	18	9.677	27.3	32.2				
2300	119	0	0	1	8	31	50	21	7	1	0	0	0	0	110	92.44	79	66.39	8	6.723	26.8	32.1				
07-19	11828	42	428	1703	3433	3846	1994	323	43	7	3	1	0	5	6222	52.6	3046	25.75	59	0.499	20.2	25.9				
06-22	13684	42	433	1740	3731	4502	2627	506	71	16	7	4	0	5	7738	56.55	4058	29.66	103	0.753	20.8	26.6				
06-00	13989	42	433	1743	3753	4588	2752	549	89	21	7	6	0	6	8018	57.32	4275	30.56	129	0.922	20.9	26.7				
00-00	14257	42	434	1744	3764	4637	2858	618	109	27	10	7	1	6	8273	58.03	4493	31.51	160	1.122	21.1	27				

Job Name/ Title										Site	2	Location										Fford Y Mileniwm (West) (N51.39833 W3.27826)																				
Tuesday, October 24, 2023					to					monday, October 30, 2023					Direction		Two-Way			Speed Limit (PSL)		ACPO (SL1)		DFT (SL2)		Mean	85%ile															
Time Period	Total Vehicles	0	5	10	15	20	25	30	35	40	45	50	55	60	20	20	24	24	35	35	Mean	85%ile																				
		5	10	15	20	25	30	35	40	45	50	55	60	130			ACPO	ACPO	DFT	DFT	Speed	Speed																				
Friday, October 27, 2023																																										
0000	62	0	0	0	1	14	28	10	3	2	1	1	1	1	61	98.39	52	83.87	9	14.52	29.9	34.1																				
0100	25	0	0	0	1	3	14	4	2	0	1	0	0	0	24	96	22	88	3	12	29	32.6																				
0200	30	0	0	0	0	4	5	11	8	2	0	0	0	0	30	100	28	93.33	10	33.33	31.9	37.6																				
0300	24	0	0	0	5	4	9	4	1	0	1	0	0	0	19	79.17	16	66.67	2	8.333	26.9	32.8																				
0400	45	0	0	0	2	4	13	14	11	0	1	0	0	0	43	95.56	41	91.11	12	26.67	31.1	36.2																				
0500	95	0	0	1	3	29	38	20	4	0	0	0	0	0	91	95.79	65	68.42	4	4.211	26.8	31.3																				
0600	224	0	0	4	21	43	112	29	12	3	0	0	0	0	199	88.84	174	77.68	15	6.696	26.7	31.5																				
0700	576	0	14	37	137	195	137	46	7	2	0	0	1	0	388	67.36	234	40.63	10	1.736	22.6	28.7																				
0800	1003	3	33	159	307	319	148	28	3	1	0	0	0	2	501	49.95	229	22.83	6	0.598	20.1	25.8																				
0900	1024	3	27	143	315	325	181	26	4	0	0	0	0	0	536	52.34	261	25.49	4	0.391	20.3	26																				
1000	973	0	19	116	339	326	150	20	2	1	0	0	0	0	499	51.28	245	25.18	3	0.308	20.3	25.6																				
1100	1083	2	55	144	323	357	171	28	0	3	0	0	0	0	559	51.62	266	24.56	3	0.277	19.9	25.6																				
1200	1186	5	44	217	396	333	165	24	1	1	0	0	0	0	524	44.18	235	19.81	2	0.169	19.3	25.2																				
1300	1158	2	39	179	353	381	179	23	1	1	0	0	0	0	585	50.52	269	23.23	2	0.173	19.8	25.5																				
1400	1116	6	31	162	310	385	183	33	4	1	0	0	0	1	607	54.39	288	25.81	6	0.538	20.4	25.8																				
1500	1280	37	199	271	464	204	96	5	4	0	0	0	0	0	309	24.14	128	10	4	0.313	16.1	22																				
1600	1280	4	37	208	404	415	179	31	1	1	0	0	0	0	627	48.98	268	20.94	2	0.156	19.8	25.5																				
1700	1271	3	54	225	387	374	194	28	5	0	1	0	0	0	602	47.36	290	22.82	6	0.472	19.6	25.6																				
1800	1062	1	26	135	238	399	214	40	7	1	0	0	1	0	662	62.34	348	32.77	9	0.847	21.3	26.6																				
1900	827	1	9	62	183	309	196	58	7	2	0	0	0	0	572	69.17	324	39.18	9	1.088	22.5	28.1																				
2000	594	0	1	24	77	210	181	76	17	6	2	0	0	0	492	82.83	324	54.55	25	4.209	25	31																				
2100	465	1	0	15	70	163	142	55	16	1	1	1	0	0	379	81.51	251	53.98	19	4.086	24.8	30.2																				
2200	279	0	0	8	38	79	108	36	4	3	0	1	0	2	233	83.51	177	63.44	10	3.584	25.5	30.2																				
2300	223	0	0	0	24	78	79	27	10	2	2	1	0	0	199	89.24	142	63.68	15	6.726	26.2	31																				
07-19	13012	66	578	1996	3973	4013	1997	332	39	12	1	0	2	3	6399	49.18	3061	23.52	57	0.438	19.8	25.7																				
06-22	15122	68	588	2101	4324	4738	2628	550	91	24	4	1	2	3	8041	53.17	4134	27.34	125	0.827	20.4	26.3																				
06-00	15624	68	588	2109	4386	4895	2815	613	105	29	6	3	2	5	8473	54.23	4453	28.5	150	0.96	20.6	26.5																				
00-00	15905	68	588	2110	4398	4953	2922	676	134	33	10	4	3	6	8741	54.96	4677	29.41	190	1.195	20.7	26.7																				

Job Name/ Title										Site	2	Location										Fford Y Mileniwm (West) (N51.39833 W3.27826)			
Tuesday, October 24, 2023					to	monday, October 30, 2023					Direction	Two-Way					Speed Limit (PSL)		ACPO (SL1)		DFT (SL2)		Mean	85%ile	
Time Period	Total Vehicles	0	5	10	15	20	25	30	35	40	45	50	55	60	20	20	24	24	35	35	Mean	85%ile			
		5	10	15	20	25	30	35	40	45	50	55	60	130			ACPO	ACPO	DFT	DFT	Speed	Speed			
Saturday, October 28, 2023																									
0000	144	0	0	0	22	64	37	20	1	0	0	0	0	0	122	84.72	67	46.53	1	0.694	24.4	29.8			
0100	76	0	0	1	5	16	28	13	10	1	1	0	0	1	70	92.11	56	73.68	13	17.11	28.8	35.2			
0200	55	0	0	0	1	5	32	12	2	0	0	2	1	0	54	98.18	51	92.73	5	9.091	29.6	32.4			
0300	32	0	0	0	2	5	15	6	3	1	0	0	0	0	30	93.75	25	78.13	4	12.5	28.8	34.1			
0400	32	0	0	0	1	4	12	10	2	0	1	1	1	0	31	96.88	27	84.38	5	15.63	30.7	36.7			
0500	54	0	0	0	1	12	22	13	4	1	1	0	0	0	53	98.15	45	83.33	6	11.11	29	33.6			
0600	107	0	0	0	3	31	41	26	6	0	0	0	0	0	104	97.2	78	72.9	6	5.607	27.4	32.5			
0700	259	0	0	1	19	71	126	35	5	2	0	0	0	0	239	92.28	190	73.36	7	2.703	26.4	30.6			
0800	564	0	4	24	112	208	173	36	6	0	1	0	0	0	424	75.18	271	48.05	7	1.241	23.3	28.3			
0900	923	3	28	60	238	352	200	39	1	2	0	0	0	0	594	64.36	310	33.59	3	0.325	21.6	26.8			
1000	1159	6	58	195	328	379	151	36	3	2	1	0	0	0	572	49.35	266	22.95	6	0.518	19.7	25.5			
1100	1238	83	439	330	252	116	18	0	0	0	0	0	0	0	134	10.82	29	2.342	0	0	12.2	18.3			
1200	1308	77	397	458	289	73	11	0	0	0	0	3	0	0	87	6.651	24	1.835	3	0.229	12.3	17.3			
1300	1315	54	531	359	300	60	4	4	3	0	0	0	0	0	71	5.399	18	1.369	3	0.228	11.8	17.6			
1400	1264	28	216	368	358	227	63	4	0	0	0	0	0	0	294	23.26	101	7.991	0	0	15.4	21.9			
1500	1177	6	83	175	294	440	159	16	3	0	1	0	0	0	619	52.59	260	22.09	4	0.34	19.5	25.1			
1600	1166	1	22	153	336	446	183	23	0	1	0	0	0	1	654	56.09	274	23.5	2	0.172	20.5	25.7			
1700	990	2	25	103	235	349	230	41	4	0	0	0	1	0	625	63.13	358	36.16	5	0.505	21.5	27.3			
1800	825	0	7	74	183	296	209	47	8	1	0	0	0	0	561	68	341	41.33	9	1.091	22.4	27.6			
1900	599	0	0	25	96	206	204	54	12	2	0	0	0	0	478	79.8	323	53.92	14	2.337	24.3	29.4			
2000	423	0	1	5	49	164	150	41	8	4	0	1	0	0	368	87	250	59.1	13	3.073	25.2	29.8			
2100	321	0	0	3	40	112	115	40	10	0	1	0	0	0	278	86.6	197	61.37	11	3.427	25.5	30.3			
2200	269	0	0	0	24	96	93	45	9	1	0	1	0	0	245	91.08	179	66.54	11	4.089	26.1	31			
2300	189	0	0	3	23	47	72	34	8	2	0	0	0	0	163	86.24	126	66.67	10	5.291	26.2	31.7			
07-19	12188	260	1810	2300	2944	3017	1527	281	33	8	3	3	1	1	4874	39.99	2442	20.04	49	0.402	17.7	25.1			
06-22	13638	260	1811	2333	3132	3530	2037	442	69	14	4	4	1	1	6102	44.74	3290	24.12	93	0.682	18.5	25.9			
06-00	14096	260	1811	2336	3179	3673	2202	521	86	17	4	5	1	1	6510	46.18	3595	25.5	114	0.809	18.7	26.3			
00-00	14489	260	1811	2337	3211	3779	2348	595	108	20	7	8	3	2	6870	47.42	3866	26.68	148	1.021	19	26.5			

Job Name/ Title										Site	2	Location										Fford Y Mileniwm (West) (N51.39833 W3.27826)					
Tuesday, October 24, 2023					to					monday, October 30, 2023					Direction		Two-Way			Speed Limit (PSL)		ACPO (SL1)		DFT (SL2)		Mean	85%ile
Time Period	Total Vehicles	0	5	10	15	20	25	30	35	40	45	50	55	60	20	20	24	24	35	35	Mean	85%ile					
		5	10	15	20	25	30	35	40	45	50	55	60	130			ACPO	ACPO	DFT	DFT	Speed	Speed					
Average Day																											
0000	81	0	0	0	7	24	30	14	3	2	0	0	0	0	74	91.34	54	67.22	6	7.01	26.9	31.5					
0100	44	0	0	0	1	7	19	11	5	1	1	0	0	0	42	96.21	37	84.47	6	14.39	29.3	34.9					
0200	37	0	0	0	1	6	14	10	4	1	0	1	0	0	36	96.82	32	87.73	6	16.36	29.8	35.2					
0300	28	0	0	1	2	4	13	6	2	0	0	0	0	0	25	88.62	22	78.44	3	8.982	27.6	33.3					
0400	39	0	0	0	1	6	14	11	5	1	1	0	0	0	38	96.58	33	85.47	7	18.8	30.2	35.7					
0500	73	0	0	1	3	17	30	17	4	1	0	0	0	0	69	95.41	57	77.75	5	7.339	27.9	32.9					
0600	188	0	0	3	18	47	79	32	7	2	0	0	0	0	167	89.24	133	71.11	9	4.978	26.5	31.7					
0700	473	1	9	38	109	148	130	30	6	2	0	0	0	0	316	66.82	201	42.45	8	1.693	22.5	28.3					
0800	796	2	23	107	202	274	155	27	5	2	0	0	0	1	463	58.12	241	30.2	8	0.984	21	26.7					
0900	844	2	22	82	231	295	174	36	3	1	0	0	0	0	509	60.25	268	31.71	4	0.434	21.3	26.8					
1000	817	2	22	102	230	288	145	26	2	2	0	0	0	0	463	56.62	232	28.37	4	0.51	20.7	26.3					
1100	883	16	107	145	235	231	127	19	2	1	0	0	0	0	380	43.04	187	21.16	4	0.434	18.4	25.4					
1200	915	15	84	182	251	241	119	20	3	0	0	1	0	0	384	41.97	184	20.1	5	0.528	18.4	25.2					
1300	905	11	108	148	245	244	126	21	2	0	0	0	0	0	393	43.47	193	21.37	3	0.276	18.4	25.3					
1400	892	7	53	153	253	277	122	24	2	1	0	0	0	1	426	47.77	200	22.36	4	0.392	19.4	25.4					
1500	1006	16	115	215	313	255	84	8	1	0	0	0	0	0	348	34.55	131	13.03	1	0.132	17.3	23.6					
1600	1011	2	22	143	306	355	155	26	2	1	0	0	0	0	539	53.25	243	23.98	3	0.33	20.3	25.7					
1700	992	8	41	153	293	321	151	22	2	1	0	0	1	0	498	50.16	229	23.11	4	0.37	19.7	25.6					
1800	816	1	16	88	195	297	180	35	5	1	0	0	0	0	516	63.31	282	34.56	6	0.695	21.6	27					
1900	615	0	3	29	120	216	184	51	9	1	0	0	0	0	462	75.17	296	48.12	11	1.735	23.6	28.9					
2000	417	0	0	8	55	152	139	50	10	3	1	1	0	0	355	84.94	239	57.35	14	3.315	25.1	30.1					
2100	308	0	1	5	40	106	108	38	8	1	1	1	0	0	263	85.27	183	59.29	10	3.357	25.3	30.2					
2200	189	0	0	2	16	58	70	31	8	2	1	1	0	1	171	90.64	131	69.2	13	6.62	26.7	31.5					
2300	116	0	0	1	11	33	43	20	7	2	0	0	0	0	104	89.93	79	68.49	9	7.626	26.8	32.1					
07-19	10351	80	620	1555	2862	3223	1666	292	36	10	2	1	1	3	5234	50.56	2589	25.01	52	0.506	19.8	25.9					
06-22	11878	81	624	1600	3094	3745	2175	464	69	17	4	3	1	3	6480	54.55	3440	28.96	97	0.812	20.4	26.6					
06-00	12183	81	624	1602	3121	3836	2288	514	83	21	5	4	1	4	6755	55.45	3650	29.96	118	0.967	20.5	26.7					
00-00	12484	81	625	1604	3136	3899	2408	582	106	27	7	5	2	4	7039	56.38	3886	31.12	151	1.21	20.7	27.1					

Job Name/ Title										Site 2		Location Fford Y Mileniwm (West) (N51.39833 W3.27826)												
Tuesday, October 24, 2023					to					monday, October 30, 2023					Direction Two-Way		Speed Limit (PSL)		ACPO (SL1)		DFT (SL2)		Mean Speed	85%ile Speed
Time Period	Total Vehicles	0	5	10	15	20	25	30	35	40	45	50	55	60	20	20	24	24	35	35	Mean Speed	85%ile Speed		
		5	10	15	20	25	30	35	40	45	50	55	60	130			ACPO	ACPO	DFT	DFT				

Virtual Week

Mon	0	0	0	0	0	0	0	0	0	0	0	0	0	0	0	0	0	0	0	0	-	-
Tue	14052	50	434	1620	3577	4754	2782	665	122	34	6	2	3	3	8371	59.57	4544	32.34	170	1.21	21.2	27
Wed	14797	63	480	1797	3745	4890	2963	693	119	21	8	9	2	7	8712	58.88	4738	32.02	166	1.122	21.1	27.1
Thu	14257	42	434	1744	3764	4637	2858	618	109	27	10	7	1	6	8273	58.03	4493	31.51	160	1.122	21.1	27
Fri	15905	68	588	2110	4398	4953	2922	676	134	33	10	4	3	6	8741	54.96	4677	29.41	190	1.195	20.7	26.7
Sat	14489	260	1811	2337	3211	3779	2348	595	108	20	7	8	3	2	6870	47.42	3866	26.68	148	1.021	19	26.5
Sun	1402	0	0	16	121	378	573	242	44	24	2	1	0	1	1265	90.23	995	70.97	72	5.136	26.6	31.3

5 Day Average

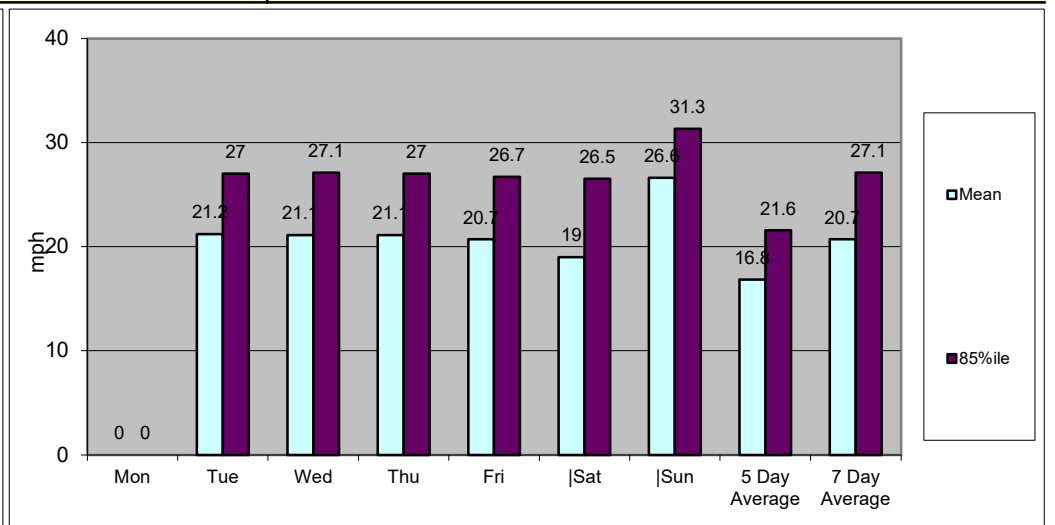
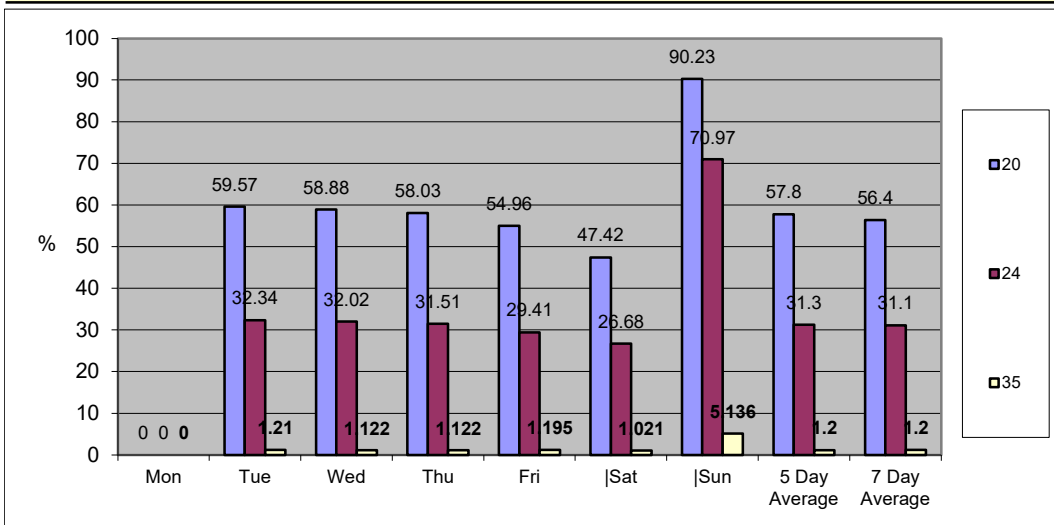
[--]	11802	45	387	1454	3097	3847	2305	530	97	23	7	4	2	4	6819	57.8	3690	31.3	137	1.2	16.8	21.6
------	-------	----	-----	------	------	------	------	-----	----	----	---	---	---	---	------	------	------	------	-----	-----	------	------

7 Day Average

[--]	12484	81	625	1604	3136	3899	2408	582	106	27	7	5	2	4	7039	56.4	3886	31.1	151	1.2	20.7	27.1
------	-------	----	-----	------	------	------	------	-----	-----	----	---	---	---	---	------	------	------	------	-----	-----	------	------

Total Vehicles

[--]	74902	483	3747	9624	18816	23391	14446	3489	636	159	43	31	12	25	42232	56.4	23313	31.1	906	1.2	20.7	27.1
------	-------	-----	------	------	-------	-------	-------	------	-----	-----	----	----	----	----	-------	------	-------	------	-----	-----	------	------



Classification Schemes

Scheme F Classification Scheme (Non-metric)

Scheme F is an attempt to implement the FWHA's visual classification scheme as an axle-based classification scheme. This is one of several interpretations.

Class	Vehicle Type	No. of Axles	Axle spacing in feet				
			Axle 1 to 2	Axle 2 to 3	Axle 3 to 4	Axle 4 to 5	Axle 5 to 6
1	motorcycle	2	<6.0				
2	passenger car	2	6.0 - 10.0				
	car + 1 axle trailer	3	<10.0	10.0 - 18.0			
	car + 2 axle trailer	4	<10.0		<3.5		
3	pickup	2	10.0 - 15.0				
	pickup + 1 axle trailer	3	10.0 - 15.0	10.0 - 18.0			
	pickup + 2 axle trailer	4	10.0 - 15.0		<3.5		
	pickup + 3 axle trailer	5	9.9 - 15.0			<3.5	
4	bus	2	>20.0				
	bus	3	>19.0				
5	single unit truck - dual rear axle	2	14.9 - 20.0			<3.5	
6	3 axle truck	3		<18.0			
7	4 axle truck	4					
8	2S1	3		>18.0			
	2S2	4		>5.0	>3.5		
	3S1	4		<5.0	>10.0		
9	3S2	5		<6.1		3.5 - 8.0	
	5 axle combination	5					
10	6 axle combination	6			3.5 - 5.0		
	3S3	6					
11	2S1-2	5		>6.0			
12	3S1-2	6					>10.0
13	truck	7 or more					



THE SEVERNSIDE GROUP
Transportation Data Collection
Traffic Management
Inductive Loop Cutting
Fabrication

Head Office: 73 Porth-Y-Castell, Barry, Vale of Glam CF62 6QE
Office: Unit 17, Atlantic Business Park, Hayes Lane, Barry, Vale of Glam CF64 5XU

Severnside Transportation Data Collection is registered Ltd Company
Company Registration Number: 11503589

VAT Number: 306 4112 48

Survey Overview

Job No'/Job Name	SS1254 Vale of Glamorgan
Date	24th October 2023
Time	07:00 - 19:00
Survey Type	Junction turning count
Weather Conditions	Clear

Overview Map



Comments



THE SEVERNSIDE GROUP
Transportation Data Collection
Traffic Management
Inductive Loop Cutting
Fabrication

0
0
00 January 1900
Site ?

Site 8 - Cam 8-1

Overview



Streetview



Arm B - Arm A								
	Car	LGV	OGV1	OGV2	PSV	MC	PC	Total
0700-0715	0	0	0	0	0	0	0	0
0715-0730	0	0	0	0	0	0	0	0
0730-0745	0	0	0	0	0	0	0	0
0745-0800	0	0	0	0	0	0	0	0
Hourly Total	0	0	0	0	0	0	0	0
0800-0815	0	0	0	0	0	0	0	0
0815-0830	0	0	0	0	0	0	0	0
0830-0845	0	0	0	0	0	0	0	0
0845-0900	0	0	0	0	0	0	0	0
Hourly Total	0	0	0	0	0	0	0	0
0900-0915	0	0	0	0	0	0	0	0
0915-0930	0	0	0	0	0	0	0	0
0930-0945	2	1	0	0	0	0	0	3
0945-1000	1	0	0	0	0	0	0	1
Hourly Total	3	1	0	0	0	0	0	4
1000-1015	3	1	0	0	0	0	0	4
1015-1030	0	0	0	0	0	0	0	0
1030-1045	0	0	0	0	0	0	0	0
1045-1100	1	0	0	0	0	0	0	1
Hourly Total	4	1	0	0	0	0	0	5
1100-1115	1	2	0	0	0	0	0	3
1115-1130	0	1	0	0	0	0	0	1
1130-1145	0	0	0	0	0	0	0	0
1145-1200	0	1	0	0	0	0	0	1
Hourly Total	1	4	0	0	0	0	0	5
1200-1215	0	1	0	0	0	0	0	1
1215-1230	1	0	0	0	0	0	0	1
1230-1245	0	1	0	0	0	0	0	1
1245-1300	1	0	0	0	0	0	0	1
Hourly Total	2	2	0	0	0	0	0	4
1300-1315	1	0	0	0	0	0	0	1
1315-1330	0	0	0	0	0	0	0	0
1330-1345	0	0	0	1	0	0	0	1
1345-1400	1	1	0	0	0	0	0	2
Hourly Total	2	1	0	1	0	0	0	4
1400-1415	2	0	0	0	0	0	1	3
1415-1430	1	1	0	0	0	0	0	2
1430-1445	3	1	0	0	0	0	0	4
1445-1500	1	0	0	0	0	0	0	1
Hourly Total	7	2	0	0	0	0	1	10
1500-1515	0	2	0	0	0	0	0	2
1515-1530	1	0	0	0	0	0	0	1
1530-1545	2	1	0	0	0	0	0	3
1545-1600	1	0	0	0	0	0	0	1
Hourly Total	4	3	0	0	0	0	0	7
1600-1615	0	1	0	0	0	0	0	1
1615-1630	0	0	0	0	0	0	0	0
1630-1645	1	0	0	1	0	0	0	2
1645-1700	1	0	0	0	0	0	0	1
Hourly Total	2	1	0	1	0	0	0	4
1700-1715	1	0	0	0	0	0	0	1
1715-1730	3	0	0	0	0	0	0	3
1730-1745	2	0	0	0	0	0	0	2
1745-1800	3	1	0	0	0	0	0	4
Hourly Total	9	1	0	0	0	0	0	10
1800-1815	3	0	0	0	0	0	0	3
1815-1830	1	0	0	0	0	0	0	1
1830-1845	1	0	0	0	0	0	0	1
1845-1900	4	1	0	0	0	0	0	5
Hourly Total	9	1	0	0	0	0	0	10

Total	43	17	0	2	0	0	1	63
--------------	-----------	-----------	----------	----------	----------	----------	----------	-----------

Arm C - Arm A								
	Car	LGV	OGV1	OGV2	PSV	MC	PC	Total
0700-0715	69	0	0	0	0	0	0	69
0715-0730	79	0	0	0	0	0	0	79
0730-0745	85	0	0	0	0	0	0	85
0745-0800	90	1	0	0	0	0	0	91
Hourly Total	323	1	0	0	0	0	0	324
0800-0815	133	10	0	0	0	0	0	143
0815-0830	86	11	0	0	1	1	0	99
0830-0845	96	4	0	1	1	0	0	102
0845-0900	119	6	0	0	1	0	0	126
Hourly Total	434	31	0	1	3	1	0	470
0900-0915	101	12	0	0	0	0	0	113
0915-0930	76	8	0	0	0	0	0	84
0930-0945	86	5	0	0	4	1	0	96
0945-1000	74	1	1	0	1	0	0	77
Hourly Total	337	26	1	0	5	1	0	370
1000-1015	81	8	1	1	0	0	1	92
1015-1030	59	9	0	0	0	0	0	68
1030-1045	75	5	0	0	0	0	0	80
1045-1100	78	4	1	0	1	0	0	84
Hourly Total	293	26	2	1	1	0	1	324
1100-1115	66	7	1	0	0	0	0	74
1115-1130	83	7	0	0	0	0	0	90
1130-1145	85	10	1	0	0	0	0	96
1145-1200	87	6	1	0	1	0	0	95
Hourly Total	321	30	3	0	1	0	0	355
1200-1215	87	3	1	1	0	1	0	93
1215-1230	89	4	1	0	0	0	0	94
1230-1245	89	12	0	0	0	1	0	102
1245-1300	98	6	0	0	0	0	0	104
Hourly Total	363	25	2	1	0	2	0	393
1300-1315	95	5	3	2	1	0	0	106
1315-1330	101	8	0	0	0	2	0	111
1330-1345	82	12	1	0	0	0	0	95
1345-1400	83	3	1	1	2	2	1	93
Hourly Total	361	28	5	3	3	4	1	405
1400-1415	90	6	1	0	0	1	1	99
1415-1430	91	7	2	0	0	0	1	101
1430-1445	101	6	0	1	3	1	1	113
1445-1500	115	3	0	0	1	0	0	119
Hourly Total	397	22	3	1	4	2	3	432
1500-1515	107	13	0	0	0	0	0	120
1515-1530	95	6	0	0	0	0	0	101
1530-1545	133	5	1	0	0	1	0	140
1545-1600	96	5	0	0	1	1	0	103
Hourly Total	431	29	1	0	1	2	0	464
1600-1615	100	6	0	0	1	2	0	109
1615-1630	105	8	1	0	3	3	0	120
1630-1645	109	4	1	0	1	0	0	115
1645-1700	112	10	1	0	1	0	0	124
Hourly Total	426	28	3	0	6	5	0	468
1700-1715	126	9	1	0	0	0	0	136
1715-1730	112	1	0	0	0	1	0	114
1730-1745	101	4	0	0	1	1	0	107
1745-1800	96	3	0	0	1	0	0	100
Hourly Total	435	17	1	0	2	2	0	457
1800-1815	81	1	0	0	0	0	0	82
1815-1830	89	6	0	0	0	0	0	95
1830-1845	94	4	0	0	0	0	0	98
1845-1900	97	3	1	0	0	0	0	101
Hourly Total	361	14	1	0	0	0	0	376
Total	4482	277	22	7	26	19	5	4838

Arm D - Arm A								
	Car	LGV	OGV1	OGV2	PSV	MC	PC	Total
0700-0715	5	0	0	0	0	0	0	5
0715-0730	8	0	0	0	0	0	0	8
0730-0745	7	0	0	0	0	0	0	7
0745-0800	10	0	0	0	0	0	0	10
Hourly Total	30	0	0	0	0	0	0	30
0800-0815	9	0	0	0	0	0	0	9
0815-0830	12	0	0	0	0	0	0	12
0830-0845	18	0	0	0	0	0	0	18
0845-0900	13	1	0	0	0	0	0	14
Hourly Total	52	1	0	0	0	0	0	53
0900-0915	35	1	0	0	0	1	0	37
0915-0930	14	2	0	0	0	0	0	16
0930-0945	26	1	0	0	0	0	0	27
0945-1000	26	1	1	0	0	0	0	28
Hourly Total	101	5	1	0	0	1	0	108
1000-1015	34	2	0	0	0	0	0	36
1015-1030	29	4	0	0	0	0	0	33
1030-1045	30	2	1	0	0	0	0	33
1045-1100	25	4	0	0	0	0	0	29
Hourly Total	118	12	1	0	0	0	0	131
1100-1115	24	2	0	0	0	0	0	26
1115-1130	34	5	0	0	0	0	0	39
1130-1145	28	3	0	0	0	0	0	31
1145-1200	25	0	0	0	0	0	0	25
Hourly Total	111	10	0	0	0	0	0	121
1200-1215	31	2	0	0	0	0	0	33
1215-1230	38	2	1	0	0	0	0	41
1230-1245	29	3	0	0	0	0	0	32
1245-1300	30	1	0	0	0	0	0	31
Hourly Total	128	8	1	0	0	0	0	137
1300-1315	30	5	1	0	0	0	0	36
1315-1330	25	4	0	0	0	0	0	29
1330-1345	28	1	0	0	0	0	0	29
1345-1400	32	5	1	0	0	0	0	38
Hourly Total	115	15	2	0	0	0	0	132
1400-1415	34	3	0	0	0	0	0	37
1415-1430	41	2	0	0	0	0	0	43
1430-1445	40	4	0	0	0	0	0	44
1445-1500	19	2	0	0	0	0	0	21
Hourly Total	134	11	0	0	0	0	0	145
1500-1515	31	1	0	0	0	0	0	32
1515-1530	34	2	0	0	0	0	0	36
1530-1545	22	7	0	0	0	0	0	29
1545-1600	34	1	2	0	0	0	0	37
Hourly Total	121	11	2	0	0	0	0	134
1600-1615	48	4	0	0	0	0	0	52
1615-1630	32	4	0	0	0	0	0	36
1630-1645	21	6	0	0	0	0	0	27
1645-1700	43	2	0	0	0	1	0	46
Hourly Total	144	16	0	0	0	1	0	161
1700-1715	44	4	0	0	0	1	0	49
1715-1730	33	3	0	0	0	0	0	36
1730-1745	30	7	0	0	0	0	0	37
1745-1800	19	1	0	0	0	0	0	20
Hourly Total	126	15	0	0	0	1	0	142
1800-1815	35	1	0	0	0	1	0	37
1815-1830	18	1	0	0	0	0	0	19
1830-1845	11	0	0	0	0	0	0	11
1845-1900	16	2	0	0	0	0	0	18
Hourly Total	80	4	0	0	0	1	0	85

Total	1260	108	7	0	0	4	0	1379
--------------	------	-----	---	---	---	---	---	------

Origin - Arm A								
	Car	LGV	OGV1	OGV2	PSV	MC	PC	Total
0700-0715	30	0	0	0	0	0	0	30
0715-0730	28	0	0	0	0	0	0	28
0730-0745	46	0	0	0	0	0	0	46
0745-0800	68	6	0	0	1	0	1	76
Hourly Total	172	6	0	0	1	0	1	180
0800-0815	64	12	1	0	1	0	0	78
0815-0830	82	9	1	0	0	0	0	92
0830-0845	123	4	0	0	1	0	0	128
0845-0900	134	14	0	0	0	0	0	148
Hourly Total	403	39	2	0	2	0	0	446
0900-0915	136	8	1	0	0	1	0	146
0915-0930	125	15	1	0	1	1	0	143
0930-0945	104	4	2	1	2	0	0	113
0945-1000	106	14	1	0	0	0	0	121
Hourly Total	471	41	5	1	3	2	0	523
1000-1015	98	8	0	0	0	0	0	106
1015-1030	102	8	0	0	0	0	0	110
1030-1045	105	10	0	0	2	1	0	118
1045-1100	120	12	1	0	1	0	0	134
Hourly Total	425	38	1	0	3	1	0	468
1100-1115	107	13	0	0	0	0	0	120
1115-1130	117	9	3	1	0	1	0	131
1130-1145	100	10	0	0	1	0	0	111
1145-1200	133	12	2	0	0	0	1	148
Hourly Total	457	44	5	1	1	1	1	510
1200-1215	134	7	4	0	0	0	4	149
1215-1230	136	11	1	0	0	0	0	148
1230-1245	113	14	1	0	0	1	0	129
1245-1300	132	3	2	0	1	1	1	140
Hourly Total	515	35	8	0	1	2	5	566
1300-1315	134	11	0	0	0	2	0	147
1315-1330	130	10	0	0	1	0	0	141
1330-1345	121	5	0	1	2	3	1	133
1345-1400	132	11	0	1	0	0	0	144
Hourly Total	517	37	0	2	3	5	1	565
1400-1415	127	9	1	0	0	4	1	142
1415-1430	113	7	0	1	1	2	0	124
1430-1445	146	8	0	0	3	1	0	158
1445-1500	132	7	0	0	0	1	0	140
Hourly Total	518	31	1	1	4	8	1	564
1500-1515	139	9	0	0	0	4	0	152
1515-1530	165	9	0	0	0	1	2	177
1530-1545	157	12	2	0	1	0	0	172
1545-1600	148	10	1	1	0	2	0	162
Hourly Total	609	40	3	1	1	7	2	663
1600-1615	164	17	0	0	1	1	0	183
1615-1630	136	16	1	0	1	1	0	155
1630-1645	177	16	1	0	1	0	0	195
1645-1700	136	16	0	0	0	1	0	153
Hourly Total	613	65	2	0	3	3	0	686
1700-1715	190	10	1	0	1	0	0	202
1715-1730	185	14	0	0	0	1	0	200
1730-1745	143	10	0	1	1	2	0	157
1745-1800	157	11	0	0	1	0	0	169
Hourly Total	675	45	1	1	3	3	0	728
1800-1815	145	10	1	0	0	0	1	157
1815-1830	119	12	0	0	0	2	0	133
1830-1845	121	9	0	0	0	1	0	131
1845-1900	117	4	0	1	0	0	0	122
Hourly Total	502	35	1	1	0	3	1	543

Total	5877	456	29	8	25	35	12	6442
--------------	-------------	------------	-----------	----------	-----------	-----------	-----------	-------------

	Destination - Arm A							
	Car	LGV	OGV1	OGV2	PSV	MC	PC	Total
0700-0715	74	0	0	0	0	0	0	74
0715-0730	87	0	0	0	0	0	0	87
0730-0745	92	0	0	0	0	0	0	92
0745-0800	100	1	0	0	0	0	0	101
Hourly Total	353	1	0	0	0	0	0	354
0800-0815	142	10	0	0	0	0	0	152
0815-0830	98	11	0	0	1	1	0	111
0830-0845	114	4	0	1	1	0	0	120
0845-0900	132	7	0	0	1	0	0	140
Hourly Total	486	32	0	1	3	1	0	523
0900-0915	136	13	0	0	0	1	0	150
0915-0930	90	10	0	0	0	0	0	100
0930-0945	114	7	0	0	4	1	0	126
0945-1000	101	2	2	0	1	0	0	106
Hourly Total	441	32	2	0	5	2	0	482
1000-1015	118	11	1	1	0	0	1	132
1015-1030	88	13	0	0	0	0	0	101
1030-1045	105	7	1	0	0	0	0	113
1045-1100	104	8	1	0	1	0	0	114
Hourly Total	415	39	3	1	1	0	1	460
1100-1115	91	11	1	0	0	0	0	103
1115-1130	117	13	0	0	0	0	0	130
1130-1145	113	13	1	0	0	0	0	127
1145-1200	112	7	1	0	1	0	0	121
Hourly Total	433	44	3	0	1	0	0	481
1200-1215	118	6	1	1	0	1	0	127
1215-1230	128	6	2	0	0	0	0	136
1230-1245	118	16	0	0	0	1	0	135
1245-1300	129	7	0	0	0	0	0	136
Hourly Total	493	35	3	1	0	2	0	534
1300-1315	126	10	4	2	1	0	0	143
1315-1330	126	12	0	0	0	2	0	140
1330-1345	110	13	1	1	0	0	0	125
1345-1400	116	9	2	1	2	2	1	133
Hourly Total	478	44	7	4	3	4	1	541
1400-1415	126	9	1	0	0	1	2	139
1415-1430	133	10	2	0	0	0	1	146
1430-1445	144	11	0	1	3	1	1	161
1445-1500	135	5	0	0	1	0	0	141
Hourly Total	538	35	3	1	4	2	4	587
1500-1515	138	16	0	0	0	0	0	154
1515-1530	130	8	0	0	0	0	0	138
1530-1545	157	13	1	0	0	1	0	172
1545-1600	131	6	2	0	1	1	0	141
Hourly Total	556	43	3	0	1	2	0	605
1600-1615	148	11	0	0	1	2	0	162
1615-1630	137	12	1	0	3	3	0	156
1630-1645	131	10	1	1	1	0	0	144
1645-1700	156	12	1	0	1	1	0	171
Hourly Total	572	45	3	1	6	6	0	633
1700-1715	171	13	1	0	0	1	0	186
1715-1730	148	4	0	0	0	1	0	153
1730-1745	133	11	0	0	1	1	0	146
1745-1800	118	5	0	0	1	0	0	124
Hourly Total	570	33	1	0	2	3	0	609
1800-1815	119	2	0	0	0	1	0	122
1815-1830	108	7	0	0	0	0	0	115
1830-1845	106	4	0	0	0	0	0	110
1845-1900	117	6	1	0	0	0	0	124
Hourly Total	450	19	1	0	0	1	0	471

Total	5785	402	29	9	26	23	6	6280
--------------	-------------	------------	-----------	----------	-----------	-----------	----------	-------------

Arm A - Arm B							
Car	LGV	OGV1	OGV2	PSV	MC	PC	Total
1	0	0	0	0	0	0	1
0	0	0	0	0	0	0	0
0	0	0	0	0	0	0	0
0	0	0	0	0	0	0	0
1	0	0	0	0	0	0	1
0	0	0	0	0	0	0	0
0	0	0	0	0	0	0	0
0	0	0	0	0	0	0	0
0	0	0	0	0	0	0	0
0	0	0	0	0	0	0	0
1	0	0	0	0	0	0	1
2	1	0	0	0	0	0	3
1	0	0	0	0	0	0	1
0	4	0	0	0	0	0	4
4	5	0	0	0	0	0	9
1	3	0	0	0	0	0	4
0	0	0	0	0	0	0	0
2	0	0	0	0	0	0	2
1	0	0	0	0	0	0	1
4	3	0	0	0	0	0	7
2	0	0	0	0	0	0	2
0	1	0	1	0	0	0	2
0	1	0	0	0	0	0	1
2	0	0	0	0	0	0	2
4	2	0	1	0	0	0	7
0	1	0	0	0	0	4	5
3	1	0	0	0	0	0	4
1	1	0	0	0	0	0	2
1	0	0	0	0	0	1	2
5	3	0	0	0	0	5	13
0	2	0	0	0	0	0	2
1	0	0	0	0	0	0	1
3	0	0	0	0	0	0	3
1	2	0	0	0	0	0	3
5	4	0	0	0	0	0	9
1	1	0	0	0	0	1	3
3	1	0	0	0	0	0	4
4	0	0	0	0	0	0	4
1	1	0	0	0	0	0	2
9	3	0	0	0	0	1	13
1	2	0	0	0	0	0	3
1	1	0	0	0	0	2	4
1	0	0	0	0	0	0	1
1	1	0	1	0	0	0	3
4	4	0	1	0	0	2	11
2	1	0	0	0	0	0	3
1	1	0	0	0	0	0	2
2	0	0	0	0	0	0	2
1	0	0	0	0	0	0	1
6	2	0	0	0	0	0	8
2	1	0	0	0	0	0	3
3	0	0	0	0	0	0	3
2	1	0	0	0	0	0	3
3	1	0	0	0	0	0	4
10	3	0	0	0	0	0	13
5	2	0	0	0	0	0	7
5	2	0	0	0	0	0	7
4	0	0	0	0	0	0	4
3	0	0	0	0	0	0	3
17	4	0	0	0	0	0	21

Arm C - Arm B							
Car	LGV	OGV1	OGV2	PSV	MC	PC	Total
0	0	0	0	0	0	0	0
1	0	0	0	0	0	0	1
0	0	0	0	0	0	0	0
0	0	0	0	0	0	0	0
1	0	0	0	0	0	0	1
0	0	0	0	0	0	0	0
0	0	0	0	0	0	0	0
0	0	0	0	0	0	0	0
0	0	0	0	0	0	0	0
0	0	0	0	0	0	0	0
0	1	0	0	0	0	0	1
0	0	0	0	0	0	0	0
0	0	0	0	0	0	0	0
0	0	0	0	0	0	0	0
0	0	0	0	0	0	0	0
0	1	0	0	0	0	0	1
0	0	0	0	0	0	0	0
0	1	0	0	0	0	0	1
0	0	0	0	0	0	0	0
0	0	0	0	0	0	0	0
0	1	0	0	0	0	0	1
1	0	0	0	0	0	0	1
0	0	0	0	0	0	0	0
0	0	0	0	0	0	0	0
0	1	0	0	0	0	0	1
1	1	0	0	0	0	0	2
1	0	0	0	0	0	0	1
0	0	0	0	0	1	0	1
0	0	0	0	0	0	0	0
0	0	0	0	0	0	0	0
1	0	0	0	0	1	0	2
0	2	0	0	0	0	0	2
0	1	0	0	0	0	0	1
0	1	0	0	0	0	1	2
0	0	0	0	0	0	0	0
0	4	0	0	0	0	1	5
1	0	0	0	0	0	0	1
0	0	0	0	0	0	0	0
0	2	0	0	0	0	0	2
0	0	0	0	0	0	0	0
1	2	0	0	0	0	0	3
1	0	0	0	0	0	0	1
0	0	0	0	0	0	0	0
2	0	0	0	0	0	0	2
1	0	0	0	0	0	0	1
4	0	0	0	0	0	0	4
0	0	0	0	0	0	0	0
1	0	0	0	0	0	0	1
0	0	0	0	0	0	0	0
0	0	0	0	0	0	0	0
0	0	0	0	0	0	0	0
1	0	0	0	0	0	0	1
1	0	0	0	0	0	0	1
0	1	0	0	0	0	0	1
0	0	0	0	0	0	0	0
2	1	0	0	0	0	0	3
1	0	0	0	0	0	0	1
0	0	0	0	0	0	0	0
0	0	0	0	0	0	0	0
3	0	0	0	0	0	0	3
4	0	0	0	0	0	0	4

Origin - Arm B							
Car	LGV	OGV1	OGV2	PSV	MC	PC	Total
0	0	0	0	0	0	0	0
1	0	0	0	0	0	0	1
1	0	0	0	0	0	0	1
2	1	0	0	0	0	0	3
4	1	0	0	0	0	0	5
0	0	0	0	0	0	0	0
1	0	0	0	0	0	0	1
0	0	0	0	0	0	0	0
1	0	0	0	0	0	0	1
2	0	0	0	0	0	0	2
0	0	0	0	0	0	0	0
1	0	0	0	0	0	0	1
3	1	0	0	0	0	1	5
3	1	0	0	0	0	0	4
7	2	0	0	0	0	1	10
3	1	0	0	0	0	0	4
0	0	0	0	0	0	0	0
0	3	0	0	0	0	0	3
1	0	0	0	0	0	0	1
4	4	0	0	0	0	0	8
2	2	0	0	0	0	0	4
1	1	1	0	0	0	0	3
1	0	0	0	0	0	0	1
1	1	0	0	0	0	0	2
5	4	1	0	0	0	0	10
2	3	0	0	0	0	0	5
3	0	0	0	0	0	0	3
2	2	0	0	0	0	0	4
2	0	0	0	0	0	0	2
9	5	0	0	0	0	0	14
2	2	0	0	0	0	0	4
0	2	0	0	0	0	0	2
1	1	0	1	0	0	0	3
5	1	0	0	0	0	0	6
8	6	0	1	0	0	0	15
2	0	0	0	0	0	1	3
3	2	0	0	0	0	0	5
4	1	0	0	0	0	0	5
2	0	0	0	0	0	0	2
11	3	0	0	0	0	1	15
0	4	0	0	0	0	0	4
1	2	0	0	0	0	0	3
4	2	0	0	0	0	0	6
4	1	0	0	0	0	0	5
9	9	0	0	0	0	0	18
1	1	0	0	0	0	0	2
0	0	0	0	0	0	0	0
1	0	0	1	0	0	0	2
2	0	0	0	0	0	0	2
4	1	0	1	0	0	0	6
1	0	0	0	0	0	0	1
3	0	0	0	0	0	0	3
2	0	0	0	0	0	0	2
5	1	0	0	0	0	0	6
11	1	0	0	0	0	0	12
4	0	0	0	0	0	0	4
1	0	0	0	0	0	0	1
2	2	1	0	0	0	0	5
9	1	0	0	0	0	0	10
16	3	1	0	0	0	0	20

90	39	2	2	0	0	2	135
----	----	---	---	---	---	---	-----

Destination - Arm B							
Car	LGV	OGV1	OGV2	PSV	MC	PC	Total
1	0	0	0	0	0	0	1
1	0	0	0	0	0	0	1
0	0	0	0	0	0	0	0
0	0	0	0	0	0	0	0
2	0	0	0	0	0	0	2
0	0	0	0	0	0	0	0
0	0	0	0	0	0	0	0
0	0	0	0	0	0	0	0
0	0	0	0	0	0	0	0
0	0	0	0	0	0	0	0
1	2	0	0	0	0	0	3
2	1	0	0	0	0	0	3
1	0	0	0	0	0	0	1
0	4	0	0	0	0	0	4
4	7	0	0	0	0	0	11
1	3	0	0	0	0	0	4
0	1	0	0	0	0	0	1
2	0	0	0	0	0	0	2
2	0	0	0	0	0	0	2
5	4	0	0	0	0	0	9
3	0	0	0	0	0	0	3
1	1	0	1	0	0	0	3
0	1	0	0	0	0	0	1
2	2	0	0	0	0	0	4
6	4	0	1	0	0	0	11
2	1	0	0	0	0	4	7
3	1	0	0	0	1	0	5
1	1	0	0	0	0	0	2
2	1	0	0	0	0	1	4
8	4	0	0	0	1	5	18
1	4	0	0	0	1	0	6
1	1	0	0	0	0	0	2
3	2	0	0	0	0	1	6
2	2	0	0	0	0	0	4
7	9	0	0	0	1	1	18
3	1	0	0	0	0	1	5
3	2	0	0	0	0	0	5
5	2	0	0	0	0	0	7
1	1	0	0	0	0	0	2
12	6	0	0	0	0	1	19
3	2	0	0	0	0	0	5
1	2	0	0	0	0	2	5
4	0	0	0	0	0	0	4
3	1	0	1	0	0	0	5
11	5	0	1	0	0	2	19
3	1	0	0	0	0	0	4
3	2	0	0	0	0	0	5
2	0	0	0	0	0	0	2
2	0	0	0	0	0	0	2
10	3	0	0	0	0	0	13
4	1	0	0	0	0	0	5
5	0	0	0	0	0	0	5
3	2	0	0	0	0	0	5
4	1	0	0	0	0	0	5
16	4	0	0	0	0	0	20
6	2	0	0	0	0	0	8
5	2	0	0	0	0	0	7
6	0	0	0	0	0	0	6
6	0	0	0	0	0	0	6
23	4	0	0	0	0	0	27

104	50	0	2	0	2	9	167
-----	----	---	---	---	---	---	-----

1254 Vale of Glamorgan
 24th October 2023
 07:00 - 19:00
 Site 8

Arm A - Arm C							
Car	LGV	OGV1	OGV2	PSV	MC	PC	Total
22	0	0	0	0	0	0	22
22	0	0	0	0	0	0	22
33	0	0	0	0	0	0	33
53	3	0	0	1	0	1	58
130	3	0	0	1	0	1	135
52	10	1	0	1	0	0	64
63	7	1	0	0	0	0	71
96	3	0	0	1	0	0	100
103	11	0	0	0	0	0	114
314	31	2	0	2	0	0	349
97	4	1	0	0	1	0	103
96	10	1	0	1	1	0	109
82	3	1	1	2	0	0	89
76	9	1	0	0	0	0	86
351	26	4	1	3	2	0	387
75	4	0	0	0	0	0	79
74	5	0	0	0	0	0	79
83	7	0	0	2	1	0	93
93	9	0	0	1	0	0	103
325	25	0	0	3	1	0	354
84	9	0	0	0	0	0	93
96	6	1	0	0	0	0	103
84	5	0	0	1	0	0	90
98	9	1	0	0	0	1	109
362	29	2	0	1	0	1	395
108	5	3	0	0	0	0	116
100	9	1	0	0	0	0	110
82	9	1	0	0	1	0	93
99	3	2	0	1	0	0	105
389	26	7	0	1	1	0	424
100	8	0	0	0	2	0	110
100	5	0	0	1	0	0	106
87	3	0	0	2	3	1	96
107	6	0	1	0	0	0	114
394	22	0	1	3	5	1	426
99	4	1	0	0	2	0	106
81	5	0	1	1	2	0	90
106	4	0	0	3	1	0	114
93	5	0	0	0	1	0	99
379	18	1	1	4	6	0	409
104	6	0	0	0	4	0	114
135	7	0	0	0	1	0	143
120	10	1	0	1	0	0	132
119	8	0	0	0	2	0	129
478	31	1	0	1	7	0	518
127	12	0	0	1	1	0	141
111	11	0	0	1	1	0	124
133	8	1	0	1	0	0	143
112	14	0	0	0	1	0	127
483	45	1	0	3	3	0	535
150	4	0	0	1	0	0	155
129	12	0	0	0	0	0	141
108	8	0	0	1	1	0	118
124	9	0	0	1	0	0	134
511	33	0	0	3	1	0	548
121	8	1	0	0	0	1	131
95	7	0	0	0	2	0	104
96	6	0	0	0	1	0	103
99	3	0	1	0	0	0	103
411	24	1	1	0	3	1	441

4527 313 19 4 25 29 4 4921

Arm B - Arm C							
Car	LGV	OGV1	OGV2	PSV	MC	PC	Total
0	0	0	0	0	0	0	0
1	0	0	0	0	0	0	1
1	0	0	0	0	0	0	1
2	1	0	0	0	0	0	3
4	1	0	0	0	0	0	5
0	0	0	0	0	0	0	0
0	0	0	0	0	0	0	0
0	0	0	0	0	0	0	0
1	0	0	0	0	0	0	1
1	0	0	0	0	0	0	1
0	0	0	0	0	0	0	0
0	0	0	0	0	0	0	0
0	0	0	0	0	0	1	1
1	1	0	0	0	0	0	2
1	1	0	0	0	0	1	3
0	0	0	0	0	0	0	0
0	0	0	0	0	0	0	0
0	1	0	0	0	0	0	1
0	0	0	0	0	0	0	0
0	1	0	0	0	0	0	1
1	0	0	0	0	0	0	1
1	0	1	0	0	0	0	2
1	0	0	0	0	0	0	1
1	0	0	0	0	0	0	1
4	0	1	0	0	0	0	5
2	2	0	0	0	0	0	4
1	0	0	0	0	0	0	1
1	1	0	0	0	0	0	2
0	0	0	0	0	0	0	0
4	3	0	0	0	0	0	7
0	2	0	0	0	0	0	2
0	1	0	0	0	0	0	1
0	0	0	0	0	0	0	0
2	0	0	0	0	0	0	2
2	3	0	0	0	0	0	5
0	0	0	0	0	0	0	0
1	0	0	0	0	0	0	1
1	0	0	0	0	0	0	1
0	0	0	0	0	0	0	0
2	0	0	0	0	0	0	2
2	0	0	0	0	0	0	2
0	1	0	0	0	0	0	1
0	0	0	0	0	0	0	0
2	0	0	0	0	0	0	2
2	1	0	0	0	0	0	3
4	2	0	0	0	0	0	6
0	0	0	0	0	0	0	0
0	0	0	0	0	0	0	0
0	0	0	0	0	0	0	0
1	0	0	0	0	0	0	1
1	0	0	0	0	0	0	1
0	0	0	0	0	0	0	0
0	0	0	0	0	0	0	0
0	0	0	0	0	0	0	0
2	0	0	0	0	0	0	2
2	0	0	0	0	0	0	2
0	0	0	0	0	0	0	0
0	0	0	0	0	0	0	0
0	1	1	0	0	0	0	2
3	0	0	0	0	0	0	3
3	1	1	0	0	0	0	5

Arm C - Arm C							
Car	LGV	OGV1	OGV2	PSV	MC	PC	Total
0	0	0	0	0	0	0	0
0	0	0	0	0	0	0	0
0	0	0	0	0	0	0	0
0	0	0	0	0	0	0	0
0	0	0	0	0	0	0	0
0	0	0	0	0	0	0	0
0	0	0	0	0	0	0	0
0	0	0	0	0	0	0	0
0	0	0	0	0	0	0	0
0	0	0	0	0	0	0	0
0	0	0	0	0	0	0	0
0	0	0	0	0	0	0	0
0	0	0	0	0	0	0	0
0	0	0	0	0	0	0	0
0	0	0	0	0	0	0	0
0	0	0	0	0	0	0	0
0	0	0	0	0	0	0	0
0	0	0	0	0	0	0	0
0	0	0	0	0	0	0	0
0	0	0	0	0	0	0	0
0	0	0	0	0	0	0	0
0	0	0	0	0	0	0	0
0	0	0	0	0	0	0	0
0	0	0	0	0	0	0	0
0	0	0	0	0	0	0	0
0	0	0	0	0	0	0	0
0	0	0	0	0	0	0	0
0	0	0	0	0	0	0	0
0	0	0	0	0	0	0	0
0	0	0	0	0	0	0	0
0	0	0	0	0	0	0	0
0	0	0	0	0	0	0	0
0	0	0	0	0	0	0	0
0	0	0	0	0	0	0	0
0	0	0	0	0	0	0	0
0	0	0	0	0	0	0	0
0	0	0	0	0	0	0	0
0	0	0	0	0	0	0	0
0	0	0	0	0	0	0	0
0	0	0	0	0	0	0	0
0	0	0	0	0	0	0	0
0	0	0	0	0	0	0	0
0	0	0	0	0	0	0	0
0	0	0	0	0	0	0	0
0	0	0	0	0	0	0	0
0	0	0	0	0	0	0	0
0	0	0	0	0	0	0	0

0	0	0	0	0	0	0	0
---	---	---	---	---	---	---	---

Arm D - Arm C							
Car	LGV	OGV1	OGV2	PSV	MC	PC	Total
7	0	0	0	0	0	0	7
6	0	0	0	0	0	0	6
14	0	0	0	0	0	0	14
10	0	0	0	0	1	0	11
37	0	0	0	0	1	0	38
14	0	0	0	0	0	0	14
10	0	0	0	0	0	0	10
19	0	0	0	0	0	0	19
20	0	0	0	0	0	0	20
63	0	0	0	0	0	0	63
26	1	0	0	0	0	0	27
7	0	0	0	0	0	0	7
15	0	0	0	0	0	0	15
21	2	0	0	0	0	0	23
69	3	0	0	0	0	0	72
16	3	0	0	0	0	0	19
15	3	0	0	0	0	0	18
17	1	0	0	0	0	0	18
16	1	2	0	0	0	1	20
64	8	2	0	0	0	1	75
16	1	0	0	0	0	0	17
16	1	0	0	0	0	0	17
15	2	0	0	0	0	0	17
14	0	0	0	0	0	0	14
61	4	0	0	0	0	0	65
14	0	0	0	0	0	0	14
21	0	0	0	0	0	0	21
17	1	0	0	0	0	0	18
17	3	0	0	0	0	0	20
69	4	0	0	0	0	0	73
20	2	0	0	0	0	0	22
15	1	0	0	0	0	0	16
16	2	0	0	0	0	0	18
25	3	0	0	0	0	0	28
76	8	0	0	0	0	0	84
25	1	0	0	0	0	0	26
14	2	0	0	0	1	0	17
17	1	0	0	0	0	0	18
16	1	0	0	0	0	0	17
72	5	0	0	0	1	0	78
41	1	0	0	0	0	0	42
30	1	0	0	0	0	0	31
25	1	0	0	0	0	1	27
25	0	0	0	0	0	0	25
121	3	0	0	0	0	1	125
23	2	0	0	0	0	0	25
20	1	0	0	0	0	0	21
26	1	0	0	0	0	0	27
30	0	0	0	0	0	0	30
99	4	0	0	0	0	0	103
36	2	0	0	0	0	0	38
30	3	0	0	0	0	0	33
27	2	0	0	0	0	0	29
13	0	0	0	0	0	0	13
106	7	0	0	0	0	0	113
21	0	0	0	0	0	0	21
21	0	0	0	0	0	0	21
26	2	0	0	0	0	0	28
19	0	0	0	0	1	0	20
87	2	0	0	0	1	0	90

924	48	2	0	0	3	2	979
-----	----	---	---	---	---	---	-----

Origin - Arm C							
Car	LGV	OGV1	OGV2	PSV	MC	PC	Total
74	0	0	0	0	0	0	74
87	0	0	0	0	0	0	87
95	0	0	0	0	0	0	95
111	2	1	0	0	0	0	114
367	2	1	0	0	0	0	370
154	12	0	0	0	0	0	166
107	14	0	0	1	1	0	123
116	4	0	1	1	0	1	123
148	8	0	0	1	0	0	157
525	38	0	1	3	1	1	569
123	15	0	0	0	0	0	138
93	8	1	0	0	0	0	102
102	5	0	0	4	1	0	112
89	2	1	0	1	0	0	93
407	30	2	0	5	1	0	445
95	8	1	1	0	0	1	106
71	10	0	0	0	0	0	81
88	7	1	0	0	0	1	97
95	5	1	0	1	1	0	103
349	30	3	1	1	1	2	387
87	8	1	0	0	0	0	96
94	8	0	0	0	0	0	102
102	12	1	0	0	0	0	115
104	7	1	0	1	0	0	113
387	35	3	0	1	0	0	426
103	4	1	1	0	1	0	110
105	5	1	0	0	1	0	112
109	12	0	0	0	1	0	122
118	6	0	0	0	0	0	124
435	27	2	1	0	3	0	468
113	9	3	2	1	0	0	128
117	9	0	0	0	2	0	128
96	15	1	0	0	0	1	113
100	3	1	1	2	2	1	110
426	36	5	3	3	4	2	479
118	7	1	0	0	1	1	128
111	7	2	0	0	0	1	121
119	8	0	1	3	1	1	133
137	4	0	0	1	0	0	142
485	26	3	1	4	2	3	524
124	14	0	0	0	0	0	138
119	6	0	0	0	0	0	125
166	7	1	0	0	1	0	175
114	6	0	0	1	1	0	122
523	33	1	0	1	2	0	560
115	7	0	0	1	3	0	126
126	10	1	0	3	3	0	143
126	5	1	0	1	0	0	133
133	10	1	0	1	0	0	145
500	32	3	0	6	6	0	547
152	10	1	0	0	0	0	163
133	3	0	0	0	1	0	137
129	7	0	0	1	1	0	138
111	3	0	0	1	0	0	115
525	23	1	0	2	2	0	553
100	3	0	0	0	1	0	104
101	7	0	0	0	0	0	108
108	4	0	0	0	0	0	112
117	4	1	0	0	0	0	122
426	18	1	0	0	1	0	446

5355	330	25	7	26	23	8	5774
------	-----	----	---	----	----	---	------

Destination - Arm C							
Car	LGV	OGV1	OGV2	PSV	MC	PC	Total
29	0	0	0	0	0	0	29
29	0	0	0	0	0	0	29
48	0	0	0	0	0	0	48
65	4	0	0	1	1	1	72
171	4	0	0	1	1	1	178
66	10	1	0	1	0	0	78
73	7	1	0	0	0	0	81
115	3	0	0	1	0	0	119
124	11	0	0	0	0	0	135
378	31	2	0	2	0	0	413
123	5	1	0	0	1	0	130
103	10	1	0	1	1	0	116
97	3	1	1	2	0	1	105
98	12	1	0	0	0	0	111
421	30	4	1	3	2	1	462
91	7	0	0	0	0	0	98
89	8	0	0	0	0	0	97
100	9	0	0	2	1	0	112
109	10	2	0	1	0	1	123
389	34	2	0	3	1	1	430
101	10	0	0	0	0	0	111
113	7	2	0	0	0	0	122
100	7	0	0	1	0	0	108
113	9	1	0	0	0	1	124
427	33	3	0	1	0	1	465
124	7	3	0	0	0	0	134
122	9	1	0	0	0	0	132
100	11	1	0	0	1	0	113
116	6	2	0	1	0	0	125
462	33	7	0	1	1	0	504
120	12	0	0	0	2	0	134
115	7	0	0	1	0	0	123
103	5	0	0	2	3	1	114
134	9	0	1	0	0	0	144
472	33	0	1	3	5	1	515
124	5	1	0	0	2	0	132
96	7	0	1	1	3	0	108
124	5	0	0	3	1	0	133
109	6	0	0	0	1	0	116
453	23	1	1	4	7	0	489
145	8	0	0	0	4	0	157
165	8	0	0	0	1	0	174
147	11	1	0	1	0	1	161
146	9	0	0	0	2	0	157
603	36	1	0	1	7	1	649
150	14	0	0	1	1	0	166
131	12	0	0	1	1	0	145
159	9	1	0	1	0	0	170
143	14	0	0	0	1	0	158
583	49	1	0	3	3	0	639
186	6	0	0	1	0	0	193
159	15	0	0	0	0	0	174
135	10	0	0	1	1	0	147
139	9	0	0	1	0	0	149
619	40	0	0	3	1	0	663
142	8	1	0	0	0	1	152
116	7	0	0	0	2	0	125
122	9	1	0	0	1	0	133
121	3	0	1	0	1	0	126
501	27	2	1	0	4	1	536

5479	373	23	4	25	32	7	5943
------	-----	----	---	----	----	---	------



Arm A - Arm D							
Car	LGV	OGV1	OGV2	PSV	MC	PC	Total
7	0	0	0	0	0	0	7
6	0	0	0	0	0	0	6
13	0	0	0	0	0	0	13
15	3	0	0	0	0	0	18
41	3	0	0	0	0	0	44
12	2	0	0	0	0	0	14
19	2	0	0	0	0	0	21
27	1	0	0	0	0	0	28
31	3	0	0	0	0	0	34
89	8	0	0	0	0	0	97
38	4	0	0	0	0	0	42
27	4	0	0	0	0	0	31
21	1	1	0	0	0	0	23
30	1	0	0	0	0	0	31
116	10	1	0	0	0	0	127
22	1	0	0	0	0	0	23
28	3	0	0	0	0	0	31
20	3	0	0	0	0	0	23
26	3	1	0	0	0	0	30
96	10	1	0	0	0	0	107
21	4	0	0	0	0	0	25
21	2	2	0	0	1	0	26
16	4	0	0	0	0	0	20
33	3	1	0	0	0	0	37
91	13	3	0	0	1	0	108
26	1	1	0	0	0	0	28
33	1	0	0	0	0	0	34
30	4	0	0	0	0	0	34
32	0	0	0	0	1	0	33
121	6	1	0	0	1	0	129
34	1	0	0	0	0	0	35
29	5	0	0	0	0	0	34
31	2	0	1	0	0	0	34
24	3	0	0	0	0	0	27
118	11	0	1	0	0	0	130
27	4	0	0	0	2	0	33
29	1	0	0	0	0	0	30
36	4	0	0	0	0	0	40
38	1	0	0	0	0	0	39
130	10	0	0	0	2	0	142
34	1	0	0	0	0	0	35
29	1	0	0	0	0	0	30
36	2	1	0	0	0	0	39
28	1	1	0	0	0	0	30
127	5	2	0	0	0	0	134
35	4	0	0	0	0	0	39
24	4	1	0	0	0	0	29
42	8	0	0	0	0	0	50
23	2	0	0	0	0	0	25
124	18	1	0	0	0	0	143
38	5	1	0	0	0	0	44
53	2	0	0	0	1	0	56
33	1	0	1	0	1	0	36
30	1	0	0	0	0	0	31
154	9	1	1	0	2	0	167
19	0	0	0	0	0	0	19
19	3	0	0	0	0	0	22
21	3	0	0	0	0	0	24
15	1	0	0	0	0	0	16
74	7	0	0	0	0	0	81

Arm Total

30
28
46
76
180
78
92
128
148
446
146
143
113
121
523
106
110
118
134
468
120
131
111
148
510
149
148
129
140
566
147
141
133
144
565
142
124
158
140
564
152
177
172
162
663
183
155
195
153
686
202
200
157
169
728
157
133
131
122
543

1281	110	10	2	0	6	0	1409
------	-----	----	---	---	---	---	------

6442

Arm B - Arm D							
Car	LGV	OGV1	OGV2	PSV	MC	PC	Total
0	0	0	0	0	0	0	0
0	0	0	0	0	0	0	0
0	0	0	0	0	0	0	0
0	0	0	0	0	0	0	0
0	0	0	0	0	0	0	0
0	0	0	0	0	0	0	0
0	0	0	0	0	0	0	0
1	0	0	0	0	0	0	1
0	0	0	0	0	0	0	0
0	0	0	0	0	0	0	0
1	0	0	0	0	0	0	1
0	0	0	0	0	0	0	0
0	0	0	0	0	0	0	0
1	0	0	0	0	0	0	1
0	0	0	0	0	0	0	0
1	0	0	0	0	0	0	1
1	0	0	0	0	0	0	1
3	0	0	0	0	0	0	3
0	0	0	0	0	0	0	0
0	0	0	0	0	0	0	0
0	2	0	0	0	0	0	2
0	0	0	0	0	0	0	0
0	2	0	0	0	0	0	2
0	0	0	0	0	0	0	0
0	0	0	0	0	0	0	0
0	0	0	0	0	0	0	0
0	0	0	0	0	0	0	0
0	0	0	0	0	0	0	0
0	0	0	0	0	0	0	0
1	0	0	0	0	0	0	1
1	0	0	0	0	0	0	1
1	0	0	0	0	0	0	1
3	0	0	0	0	0	0	3
1	0	0	0	0	0	0	1
0	1	0	0	0	0	0	1
1	1	0	0	0	0	0	2
2	0	0	0	0	0	0	2
4	2	0	0	0	0	0	6
0	0	0	0	0	0	0	0
1	1	0	0	0	0	0	2
0	0	0	0	0	0	0	0
1	0	0	0	0	0	0	1
2	1	0	0	0	0	0	3
0	1	0	0	0	0	0	1
0	2	0	0	0	0	0	2
0	1	0	0	0	0	0	1
1	0	0	0	0	0	0	1
1	4	0	0	0	0	0	5
1	0	0	0	0	0	0	1
0	0	0	0	0	0	0	0
0	0	0	0	0	0	0	0
0	0	0	0	0	0	0	0
0	0	0	0	0	0	0	0
0	0	0	0	0	0	0	0
0	0	0	0	0	0	0	0
0	0	0	0	0	0	0	0
1	0	0	0	0	0	0	1
0	0	0	0	0	0	0	0
1	1	0	0	0	0	0	2
2	0	0	0	0	0	0	2
4	1	0	0	0	0	0	5

19	10	0	0	0	0	0	29
----	----	---	---	---	---	---	----

Arm Total
0
1
1
3
5
0
1
0
1
2
0
1
5
4
10
4
0
3
1
2
10
5
3
4
2
14
4
2
3
6
15
3
5
5
2
15
4
3
6
5
18
2
0
2
2
6
1
3
2
6
12
4
1
5
10
20

135

Arm C - Arm D							
Car	LGV	OGV1	OGV2	PSV	MC	PC	Total
5	0	0	0	0	0	0	5
7	0	0	0	0	0	0	7
10	0	0	0	0	0	0	10
21	1	1	0	0	0	0	23
43	1	1	0	0	0	0	45
21	2	0	0	0	0	0	23
21	3	0	0	0	0	0	24
20	0	0	0	0	0	1	21
29	2	0	0	0	0	0	31
91	7	0	0	0	0	1	99
22	2	0	0	0	0	0	24
17	0	1	0	0	0	0	18
16	0	0	0	0	0	0	16
15	1	0	0	0	0	0	16
70	3	1	0	0	0	0	74
14	0	0	0	0	0	0	14
12	0	0	0	0	0	0	12
13	2	1	0	0	0	1	17
17	1	0	0	0	1	0	19
56	3	1	0	0	1	1	62
20	1	0	0	0	0	0	21
11	1	0	0	0	0	0	12
17	2	0	0	0	0	0	19
17	0	0	0	0	0	0	17
65	4	0	0	0	0	0	69
15	1	0	0	0	0	0	16
16	1	0	0	0	0	0	17
20	0	0	0	0	0	0	20
20	0	0	0	0	0	0	20
71	2	0	0	0	0	0	73
18	2	0	0	0	0	0	20
16	0	0	0	0	0	0	16
14	2	0	0	0	0	0	16
17	0	0	0	0	0	0	17
65	4	0	0	0	0	0	69
27	1	0	0	0	0	0	28
20	0	0	0	0	0	0	20
18	0	0	0	0	0	0	18
22	1	0	0	0	0	0	23
87	2	0	0	0	0	0	89
16	1	0	0	0	0	0	17
24	0	0	0	0	0	0	24
31	2	0	0	0	0	0	33
17	1	0	0	0	0	0	18
88	4	0	0	0	0	0	92
15	1	0	0	0	1	0	17
20	2	0	0	0	0	0	22
17	1	0	0	0	0	0	18
21	0	0	0	0	0	0	21
73	4	0	0	0	1	0	78
25	1	0	0	0	0	0	26
20	2	0	0	0	0	0	22
28	2	0	0	0	0	0	30
15	0	0	0	0	0	0	15
88	5	0	0	0	0	0	93
18	2	0	0	0	1	0	21
12	1	0	0	0	0	0	13
14	0	0	0	0	0	0	14
17	1	0	0	0	0	0	18
61	4	0	0	0	1	0	66

858	43	3	0	0	3	2	909
-----	----	---	---	---	---	---	-----

Arm Total
74
87
95
114
370
166
123
123
157
569
138
102
112
93
445
106
81
97
103
387
96
102
115
113
426
110
112
122
124
468
128
128
113
110
479
128
121
133
142
524
138
125
175
122
560
126
143
133
145
547
163
137
138
115
553
104
108
112
122
446

5774

Arm D - Arm D							
Car	LGV	OGV1	OGV2	PSV	MC	PC	Total
0	0	0	0	0	0	0	0
0	0	0	0	0	0	0	0
0	0	0	0	0	0	0	0
0	0	0	0	0	0	0	0
0	0	0	0	0	0	0	0
0	0	0	0	0	0	0	0
0	0	0	0	0	0	0	0
0	0	0	0	0	0	0	0
0	0	0	0	0	0	0	0
0	0	0	0	0	0	0	0
0	0	0	0	0	0	0	0
0	0	0	0	0	0	0	0
0	0	0	0	0	0	0	0
0	0	0	0	0	0	0	0
0	0	0	0	0	0	0	0
0	0	0	0	0	0	0	0
0	0	0	0	0	0	0	0
0	0	0	0	0	0	0	0
0	0	0	0	0	0	0	0
0	0	0	0	0	0	0	0
0	0	0	0	0	0	0	0
0	0	0	0	0	0	0	0
0	0	0	0	0	0	0	0
0	0	0	0	0	0	0	0
0	0	0	0	0	0	0	0
0	0	0	0	0	0	0	0
0	0	0	0	0	0	0	0
0	0	0	0	0	0	0	0
0	0	0	0	0	0	0	0
0	0	0	0	0	0	0	0
0	0	0	0	0	0	0	0
0	0	0	0	0	0	0	0
0	0	0	0	0	0	0	0
0	0	0	0	0	0	0	0
0	0	0	0	0	0	0	0
0	0	0	0	0	0	0	0
0	0	0	0	0	0	0	0
0	0	0	0	0	0	0	0
0	0	0	0	0	0	0	0
0	0	0	0	0	0	0	0

0	0	0	0	0	0	0	0
---	---	---	---	---	---	---	---

Arm Total
12
14
21
21
68
23
22
37
34
116
65
23
42
51
181
55
51
51
50
207
43
57
48
40
188
48
62
50
53
213
60
45
48
67
220
64
61
63
38
226
75
68
57
63
263
78
59
54
77
268
88
70
67
34
259
58
40
41
38
177

2386

Origin - Arm D							
Car	LGV	OGV1	OGV2	PSV	MC	PC	Total
12	0	0	0	0	0	0	12
14	0	0	0	0	0	0	14
21	0	0	0	0	0	0	21
20	0	0	0	0	1	0	21
67	0	0	0	0	1	0	68
23	0	0	0	0	0	0	23
22	0	0	0	0	0	0	22
37	0	0	0	0	0	0	37
33	1	0	0	0	0	0	34
115	1	0	0	0	0	0	116
61	3	0	0	0	1	0	65
21	2	0	0	0	0	0	23
41	1	0	0	0	0	0	42
47	3	1	0	0	0	0	51
170	9	1	0	0	1	0	181
50	5	0	0	0	0	0	55
44	7	0	0	0	0	0	51
47	3	1	0	0	0	0	51
42	5	2	0	0	0	1	50
183	20	3	0	0	0	1	207
40	3	0	0	0	0	0	43
51	6	0	0	0	0	0	57
43	5	0	0	0	0	0	48
39	1	0	0	0	0	0	40
173	15	0	0	0	0	0	188
46	2	0	0	0	0	0	48
59	2	1	0	0	0	0	62
46	4	0	0	0	0	0	50
48	5	0	0	0	0	0	53
199	13	1	0	0	0	0	213
51	7	1	0	0	1	0	60
40	5	0	0	0	0	0	45
44	4	0	0	0	0	0	48
58	8	1	0	0	0	0	67
193	24	2	0	0	1	0	220
60	4	0	0	0	0	0	64
55	5	0	0	0	1	0	61
58	5	0	0	0	0	0	63
35	3	0	0	0	0	0	38
208	17	0	0	0	1	0	226
73	2	0	0	0	0	0	75
64	4	0	0	0	0	0	68
48	8	0	0	0	0	1	57
60	1	2	0	0	0	0	63
245	15	2	0	0	0	1	263
72	6	0	0	0	0	0	78
53	6	0	0	0	0	0	59
47	7	0	0	0	0	0	54
74	2	0	0	0	1	0	77
246	21	0	0	0	1	0	268
81	6	0	0	0	1	0	88
64	6	0	0	0	0	0	70
58	9	0	0	0	0	0	67
33	1	0	0	0	0	0	34
236	22	0	0	0	1	0	259
56	1	0	0	0	1	0	58
39	1	0	0	0	0	0	40
39	2	0	0	0	0	0	41
35	2	0	0	0	1	0	38
169	6	0	0	0	2	0	177

2204	163	9	0	0	8	2	2386
------	-----	---	---	---	---	---	------

Arm Total
116
130
163
214
623
267
238
288
340
1133
349
269
272
269
1159
271
242
269
288
1070
263
293
275
303
1134
312
325
305
319
1261
339
316
297
327
1279
337
311
359
322
1329
369
373
410
352
1504
389
357
384
377
1507
454
410
364
324
1552
323
282
289
292
1186

14737

Destination - Arm D							
Car	LGV	OGV1	OGV2	PSV	MC	PC	Total
12	0	0	0	0	0	0	12
13	0	0	0	0	0	0	13
23	0	0	0	0	0	0	23
36	4	1	0	0	0	0	41
84	4	1	0	0	0	0	89
33	4	0	0	0	0	0	37
41	5	0	0	0	0	0	46
47	1	0	0	0	0	1	49
60	5	0	0	0	0	0	65
181	15	0	0	0	0	1	197
60	6	0	0	0	0	0	66
45	4	1	0	0	0	0	50
38	1	1	0	0	0	0	40
46	2	0	0	0	0	0	48
189	13	2	0	0	0	0	204
36	1	0	0	0	0	0	37
40	3	0	0	0	0	0	43
33	7	1	0	0	0	1	42
43	4	1	0	0	1	0	49
152	15	2	0	0	1	1	171
41	5	0	0	0	0	0	46
32	3	2	0	0	1	0	38
33	6	0	0	0	0	0	39
50	3	1	0	0	0	0	54
156	17	3	0	0	1	0	177
41	2	1	0	0	0	0	44
50	2	0	0	0	0	0	52
51	4	0	0	0	0	0	55
53	0	0	0	0	1	0	54
195	8	1	0	0	1	0	205
53	3	0	0	0	0	0	56
45	6	0	0	0	0	0	51
46	5	0	1	0	0	0	52
43	3	0	0	0	0	0	46
187	17	0	1	0	0	0	205
54	5	0	0	0	2	0	61
50	2	0	0	0	0	0	52
54	4	0	0	0	0	0	58
61	2	0	0	0	0	0	63
219	13	0	0	0	2	0	234
50	3	0	0	0	0	0	53
53	3	0	0	0	0	0	56
67	5	1	0	0	0	0	73
46	2	1	0	0	0	0	49
216	13	2	0	0	0	0	231
51	5	0	0	0	1	0	57
44	6	1	0	0	0	0	51
59	9	0	0	0	0	0	68
44	2	0	0	0	0	0	46
198	22	1	0	0	1	0	222
63	6	1	0	0	0	0	70
73	4	0	0	0	1	0	78
61	3	0	1	0	1	0	66
45	1	0	0	0	0	0	46
242	14	1	1	0	2	0	260
38	2	0	0	0	1	0	41
31	4	0	0	0	0	0	35
36	4	0	0	0	0	0	40
34	2	0	0	0	0	0	36
139	12	0	0	0	1	0	152

Arm Total
116
130
163
214
623
267
238
288
340
1133
349
269
272
269
1159
271
242
269
288
1070
263
293
275
303
1134
312
325
305
319
1261
339
316
297
327
1279
337
311
359
322
1329
369
373
410
352
1504
389
357
384
377
1507
454
410
364
324
1552
323
282
289
292
1186

2158	163	13	2	0	9	2	2347
------	-----	----	---	---	---	---	------

14737



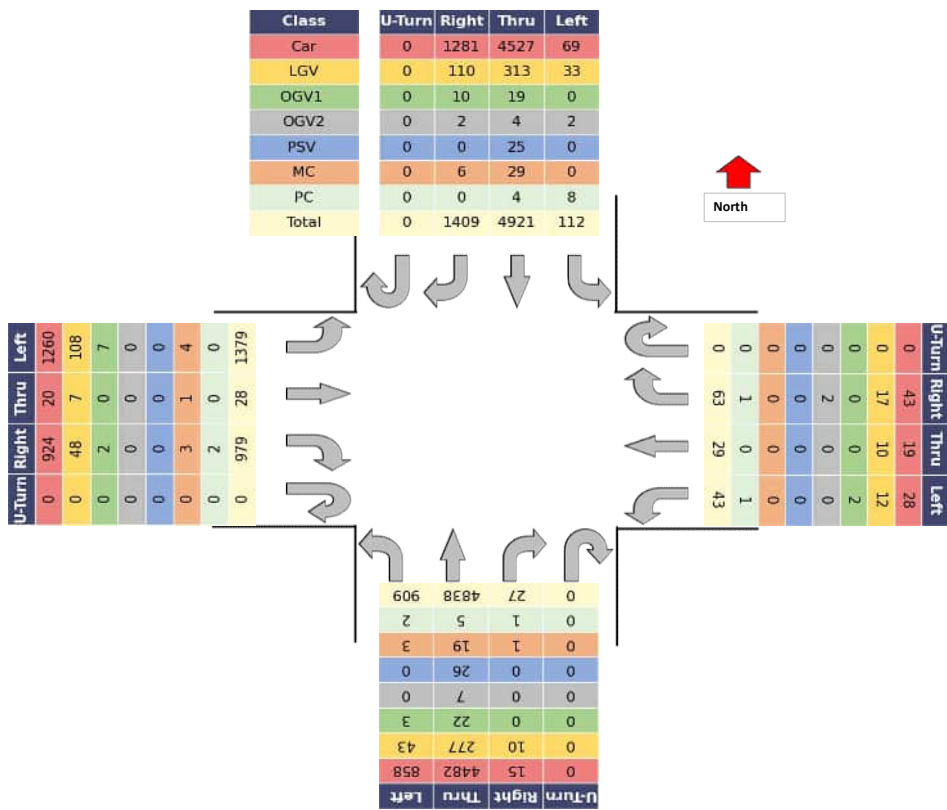
SUMMARY

Project	Vale of Glamorgan survey
Project Code	SS1254
Site Name	Site 08
Lees and Movements	All Processed Lees & Movements
Bin Size	15.0
Start Time	07:00
End Time	18:45
Location	Site 08
Latitude and Longitude	51.39875059350835, -3.277560951276485

	Start	End
AM Peak	2023-10-24 08:30:00	2023-10-24 09:30:00
PM Peak	2023-10-24 16:30:00	2023-10-24 17:30:00

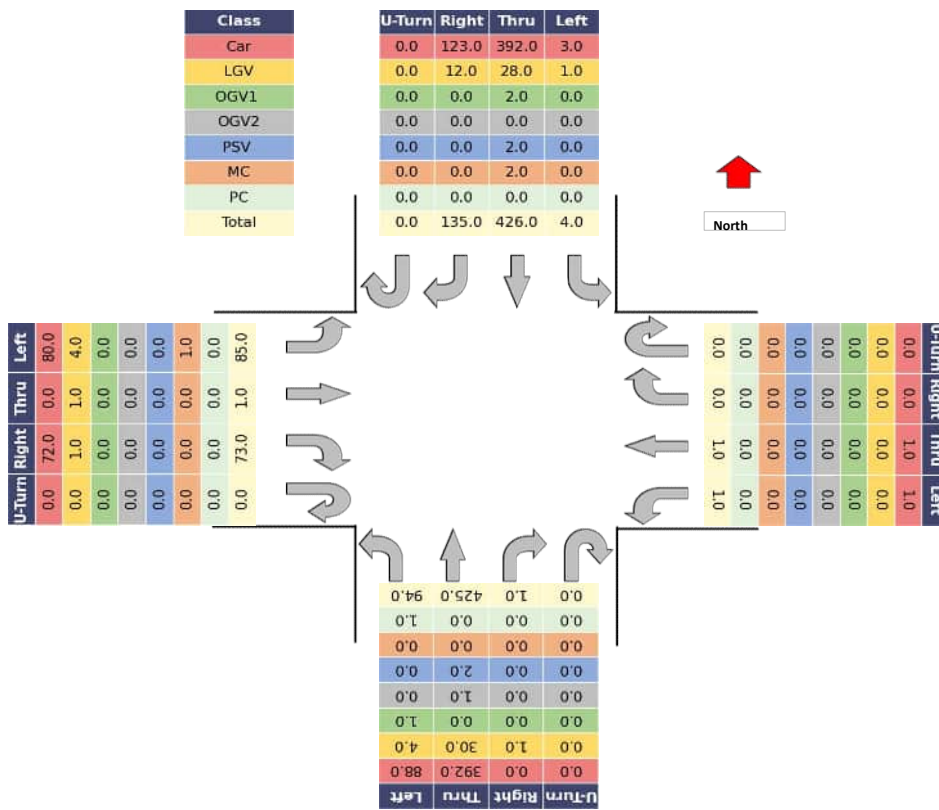


Turning Movement Data Plot



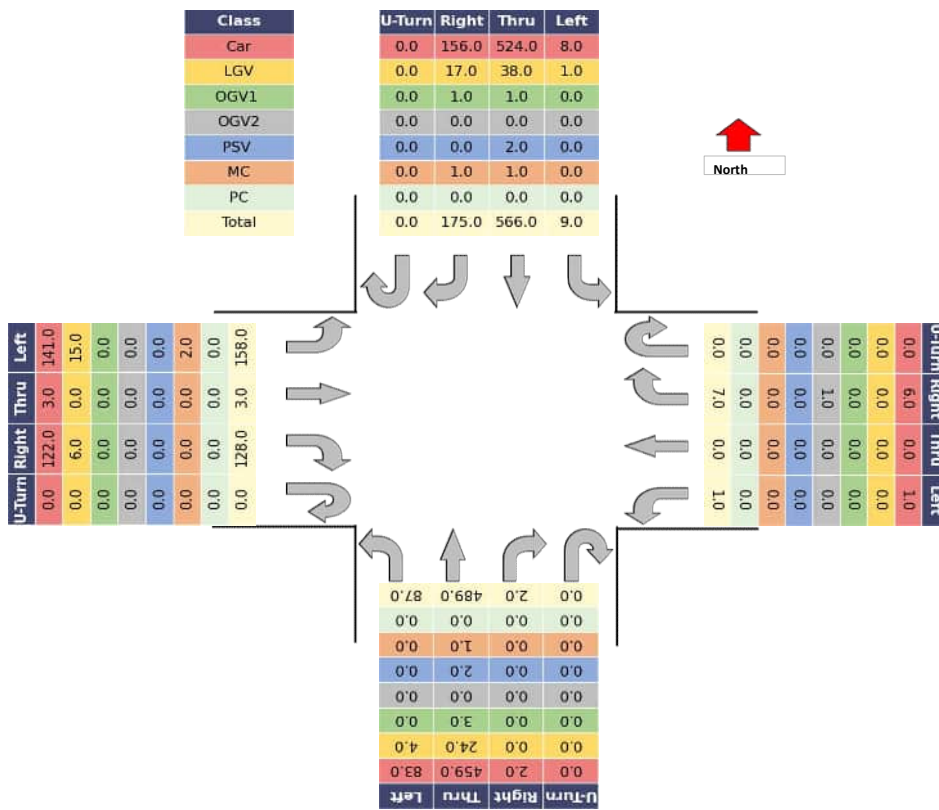
Total Vehicle				
	A - A	A - B	A - C	A - D
Arm A	-	112	4921	1409
	B - A	B - B	B - C	B - D
Arm B	63	-	43	29
	C - A	C - B	C - C	C - D
Arm C	4838	27	-	909
	D - A	D - B	D - C	D - D
Arm D	1379	28	979	-

AM Peak Turning Movement Data Summary



Morning Peak Hour Data														
Arm A	A - A	-	A - B	09:15 - 10:15	12.0	A - C	11:45 - 12:45	429.6	A - D	08:30 - 09:30	135.0	Arm A	11:45 - 12:45	573.4
	B - A	09:15 - 10:15	8.0	B - B	-	B - C	11:15 - 12:15	8.5	B - D	09:00 - 10:00	3.0	Arm B	11:45 - 12:45	14.0
Arm B	C - A	08:00 - 09:00	473.7	C - B	11:30 - 12:30	2.4	C - C	-	C - D	08:15 - 09:15	99.2	Arm C	08:00 - 09:00	571.9
	D - A	12:00 - 13:00	137.5	D - B	11:15 - 12:15	3.0	D - C	09:45 - 10:45	78.0	D - D	-	-	Arm D	12:00 - 13:00

PM Peak Turning Movemet Data Summary



Evening Peak Hour Data						
Arm A	A - A	A - B	A - C	A - D	Arm A	
	-	17:45 - 18:45 22.0	16:30 - 17:30 567.9	16:30 - 17:30 174.9	16:30 - 17:30	751.8
Arm B	B - A	B - B	B - C	B - D	Arm B	
	17:15 - 18:15 12.0	-	12:00 - 13:00 7.0	13:00 - 14:00 6.0	18:00 - 19:00	20.5
Arm C	C - A	C - B	C - C	C - D	Arm C	
	16:15 - 17:15 500.2	12:45 - 13:45 4.2	-	16:45 - 17:45 99.0	16:15 - 17:15	589.2
Arm D	D - A	D - B	D - C	D - D	Arm D	
	16:45 - 17:45 166.8	15:30 - 16:30 5.0	16:45 - 17:45 130.0	-	16:45 - 17:45	300.8