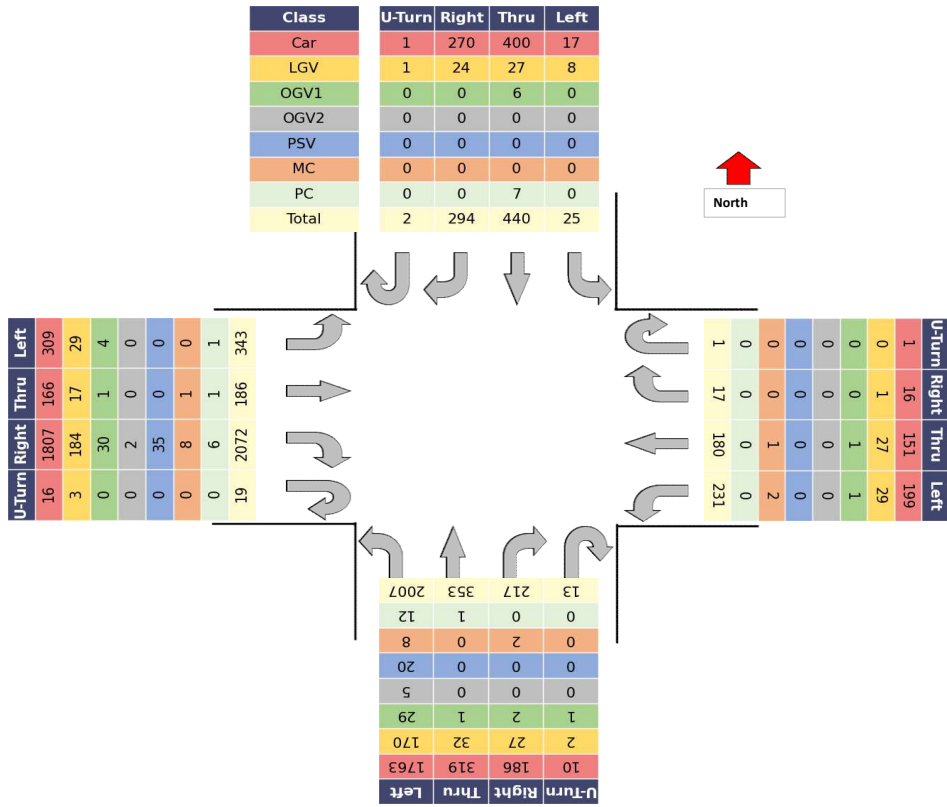
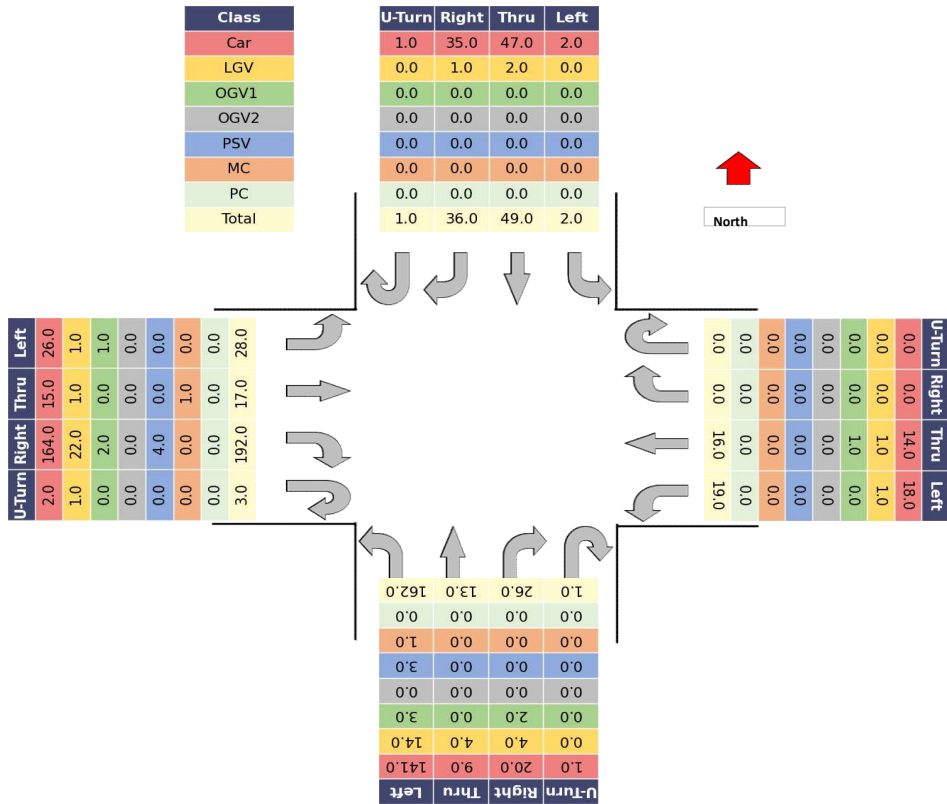


Turning Movement Data Plot



Total Vehicle				
Arm A	A - A	A - B	A - C	A - D
	2	25	440	294
Arm B	B - A	B - B	B - C	B - D
	17	1	231	180
Arm C	C - A	C - B	C - C	C - D
	353	217	13	2007
Arm D	D - A	D - B	D - C	D - D
	343	186	2072	19

AM Peak Turning Movement Data Summary



Morning Peak Hour Data															
Arm A	A - A	07:30 - 08:30	1.0	A - B	11:00 - 12:00	4.0	A - C	07:00 - 08:00	56.0	A - D	08:00 - 09:00	39.0	Arm A	07:30 - 08:30	92.0
	B - A	11:00 - 12:00	2.0	B - B	11:00 - 12:00	1.0	B - C	07:30 - 08:30	34.0	B - D	07:45 - 08:45	25.5	Arm B	07:30 - 08:30	55.0
Arm B	C - A	10:30 - 11:30	38.0	C - B	07:30 - 08:30	36.0	C - C	10:45 - 11:45	2.5	C - D	11:30 - 12:30	190.6	Arm C	11:30 - 12:30	240.6
	D - A	08:15 - 09:15	28.5	D - B	07:45 - 08:45	25.4	D - C	08:15 - 09:15	197.0	D - D	12:00 - 13:00	6.0	Arm D	08:15 - 09:15	244.9





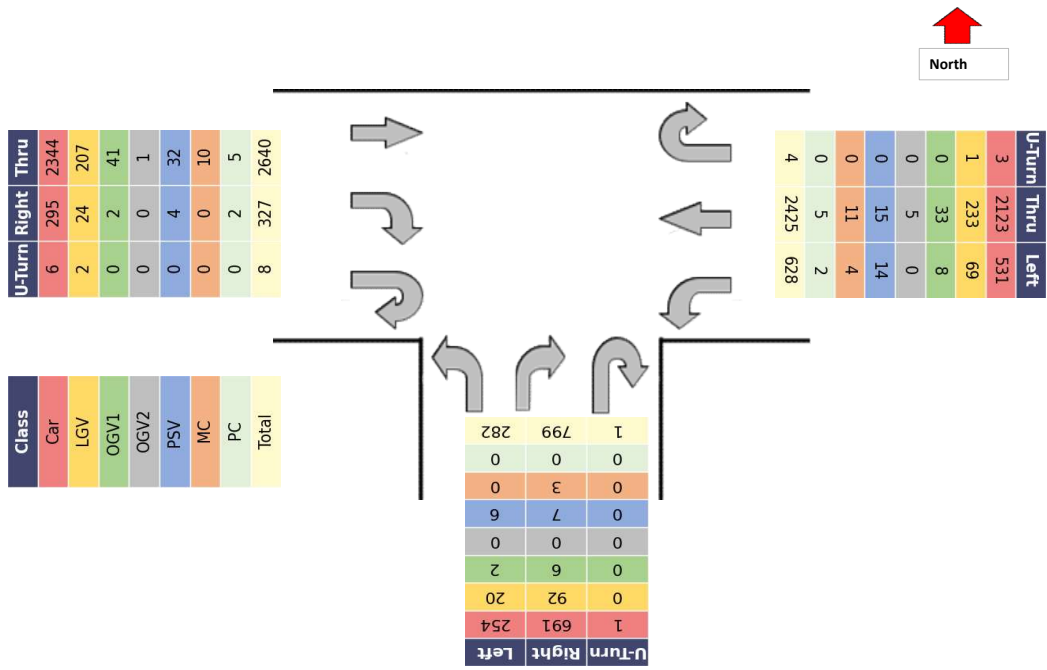
#### SUMMARY

Project	Vale of Glamorgan survey
Project Code	SS1254
Site Name	Site 04
Lees and Movements	All Processed Lees & Movements
Bin Size	15.0
Start Time	07:00
End Time	18:45
Location	Site 04
Latitude and Longitude	51.39045919099815, -3.33638683994432

	Start	End
AM Peak	2023-10-24 07:30:00	2023-10-24 08:30:00
PM Peak	2023-10-24 14:45:00	2023-10-24 15:45:00

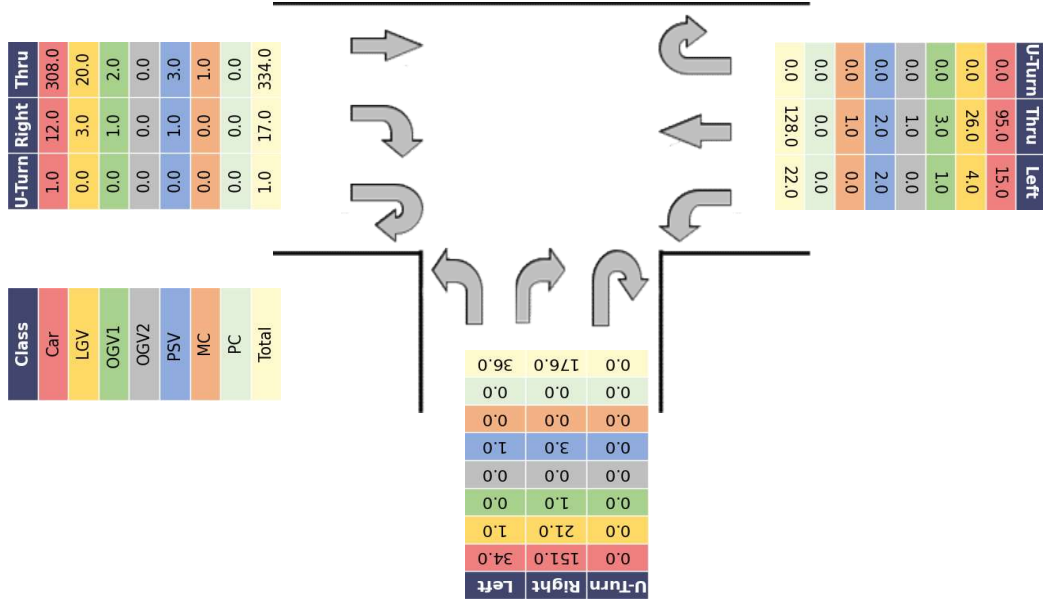


Turning Movement Data Plot



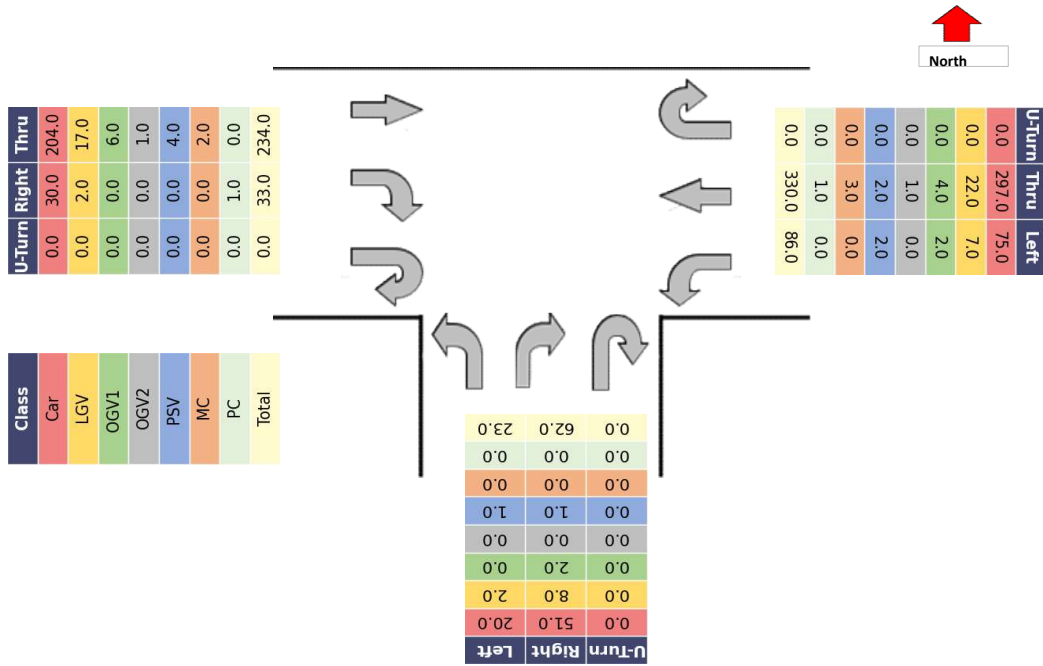
Total Vehicle			
	A - A	A - B	A - C
Arm A	4	628	2425
	B - A	B - B	B - C
Arm B	799	1	282
	C - A	C - B	C - C
Arm C	2640	327	8

AM Peak Turning Movement Data Summary



Morning Peak Hour Data								
Arm	A - A		A - B		A - C		Arm A	
	Arm A	-	-	09:00 - 10:00	43.5	11:00 - 12:00	206.9	11:00 - 12:00
Arm B	B - A		B - B		B - C		Arm B	
	07:30 - 08:30	179.5	07:00 - 08:00	1	08:00 - 09:00	39	07:30 - 08:30	216.5
Arm C	C - A		C - B		C - C		Arm C	
	07:30 - 08:30	337.4	08:30 - 09:30	32.5	07:00 - 08:00	1	07:30 - 08:30	356.9

PM Peak Turning Movemet Data Summary



Evening Peak Hour Data								
Arm A	A - A		A - B		A - C		Arm A	
		12:00 - 13:00	2	17:00 - 18:00	130	17:00 - 18:00	352.9	17:00 - 18:00
Arm B	B - A		B - B		B - C		Arm B	
		14:45 - 15:45	64	-	-	15:15 - 16:15	37	15:15 - 16:15
Arm C	C - A		C - B		C - C		Arm C	
		13:45 - 14:45	254.1	16:45 - 17:45	58.2	12:15 - 13:15	3	15:00 - 16:00



**SUMMARY**

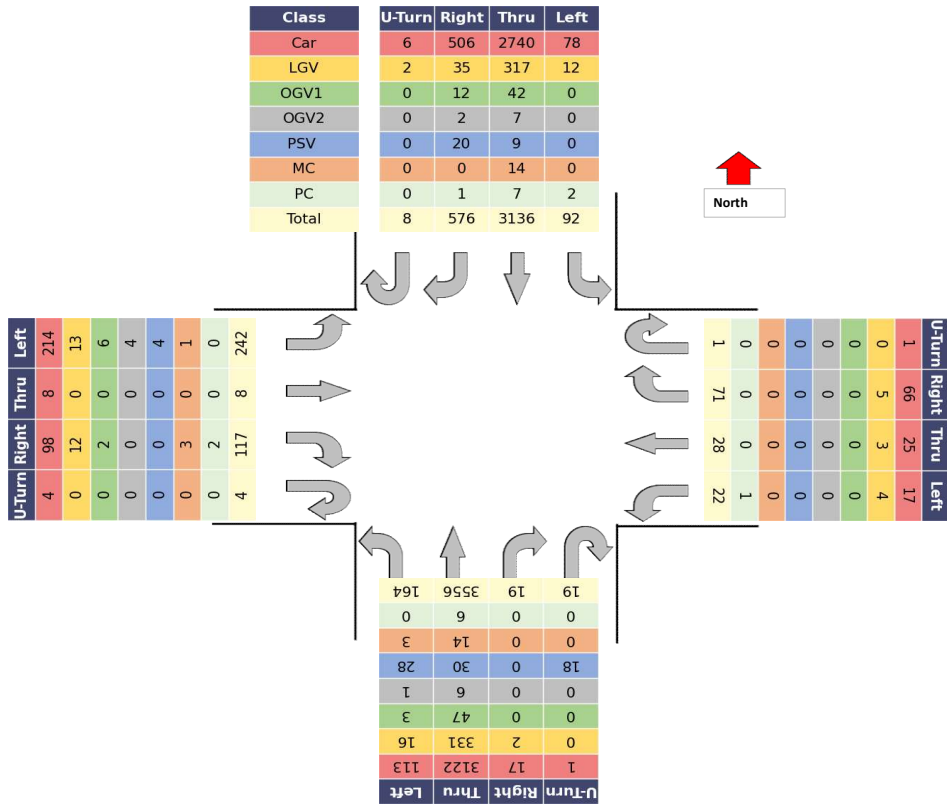
Project	Vale of Glamorgan survey
Project Code	SS1254
Site Name	Site 05
Lees and Movements	All Processed Lees & Movements
Bin Size	15.0
Start Time	07:00
End Time	18:45
Location	Site 05
Latitude and Longitude	51.39916862488896, -3.332249453887153

	Start	End
AM Peak	2023-10-24 07:30:00	2023-10-24 08:30:00
PM Peak	2023-10-24 14:45:00	2023-10-24 15:45:00





Turning Movement Data Plot



Total Vehicle				
Arm A	A - A	A - B	A - C	A - D
	8	92	3136	576
Arm B	B - A	B - B	B - C	B - D
	71	1	22	28
Arm C	C - A	C - B	C - C	C - D
	3556	19	19	164
Arm D	D - A	D - B	D - C	D - D
	242	8	117	4







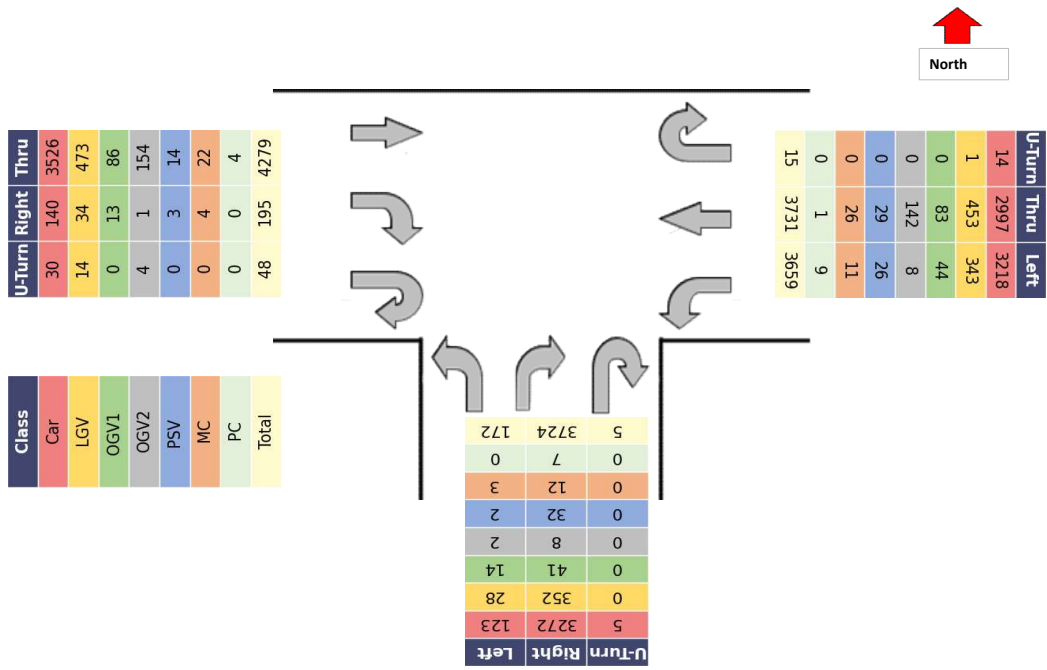
**SUMMARY**

<b>Project</b>	Vale of Glamorgan survey
<b>Project Code</b>	SS1254
<b>Site Name</b>	Site 06
<b>Lees and Movements</b>	All Processed Lees & Movements
<b>Bin Size</b>	15.0
<b>Start Time</b>	07:00
<b>End Time</b>	18:45
<b>Location</b>	Site 06
<b>Latitude and Longitude</b>	51.40332088839293, -3.323207396516827

	<b>Start</b>	<b>End</b>
<b>AM Peak</b>	2023-10-24 07:15:00	2023-10-24 08:15:00
<b>PM Peak</b>	2023-10-24 14:45:00	2023-10-24 15:45:00

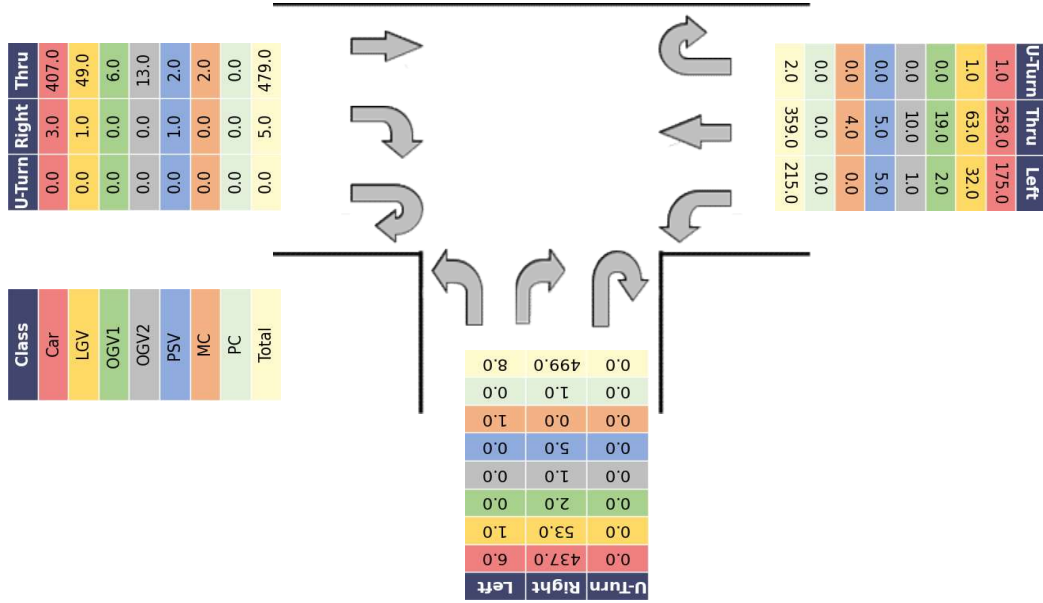


Turning Movement Data Plot



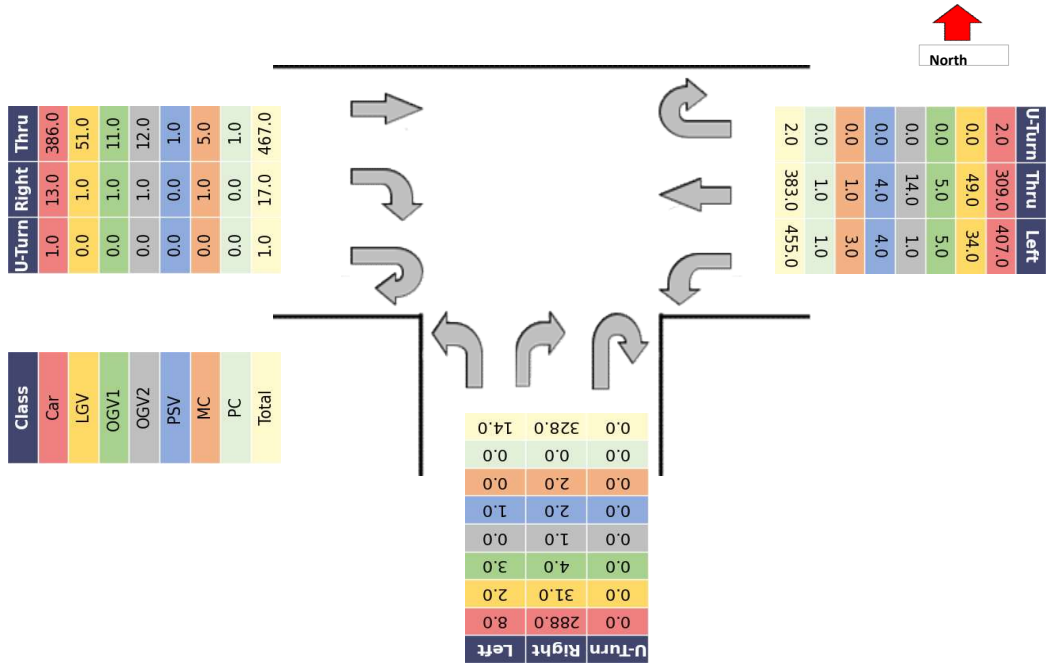
Total Vehicle			
	A - A	A - B	A - C
Arm A	15	3659	3731
	B - A	B - B	B - C
Arm B	3724	5	172
	C - A	C - B	C - C
Arm C	4279	195	48

AM Peak Turning Movement Data Summary



Morning Peak Hour Data							
Arm A	A - A		A - B		A - C		Arm A
	09:30 - 10:30	3	10:30 - 11:30	302.1	07:15 - 08:15	384.1	07:30 - 08:30
Arm B	B - A		B - B		B - C		Arm B
	07:15 - 08:15	505.5	10:45 - 11:45	1	08:15 - 09:15	22.5	07:15 - 08:15
Arm C	C - A		C - B		C - C		Arm C
	07:15 - 08:15	499.7	09:30 - 10:30	18	10:00 - 11:00	1	07:15 - 08:15

PM Peak Turning Movemet Data Summary



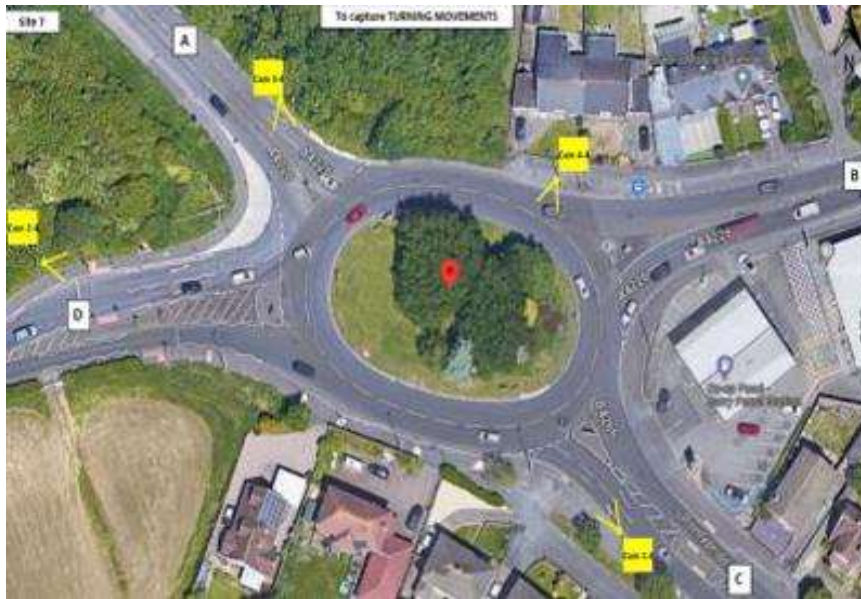
Evening Peak Hour Data							
Arm	A - A		A - B		A - C		Arm A
	Arm A	16:30 - 17:30	3	17:00 - 18:00	494.8	17:00 - 18:00	440
Arm B	B - A		B - B		B - C		Arm B
	13:30 - 14:30	355.2	12:00 - 13:00	2	15:45 - 16:45	62.9	13:30 - 14:30   366.9
Arm C	C - A		C - B		C - C		Arm C
	14:15 - 15:15	517	16:30 - 17:30	52.9	15:45 - 16:45	48.2	14:15 - 15:15   537.5



**SUMMARY**

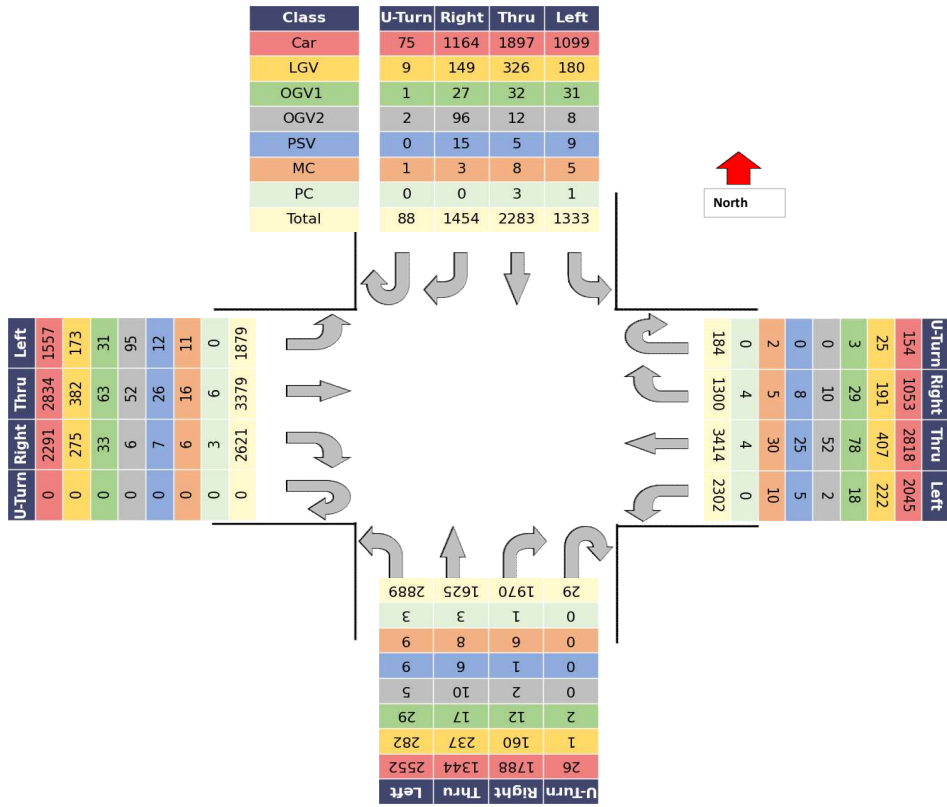
Project	Vale of Glamorgan survey
Project Code	SS1254
Site Name	Site 07
Lees and Movements	All Processed Lees & Movements
Bin Size	15.0
Start Time	07:00
End Time	18:45
Location	Site 07
Latitude and Longitude	51.40888978194673, -3.300191245105708

	Start	End
AM Peak	2023-10-24 08:00:00	2023-10-24 09:00:00
PM Peak	2023-10-24 14:30:00	2023-10-24 15:30:00





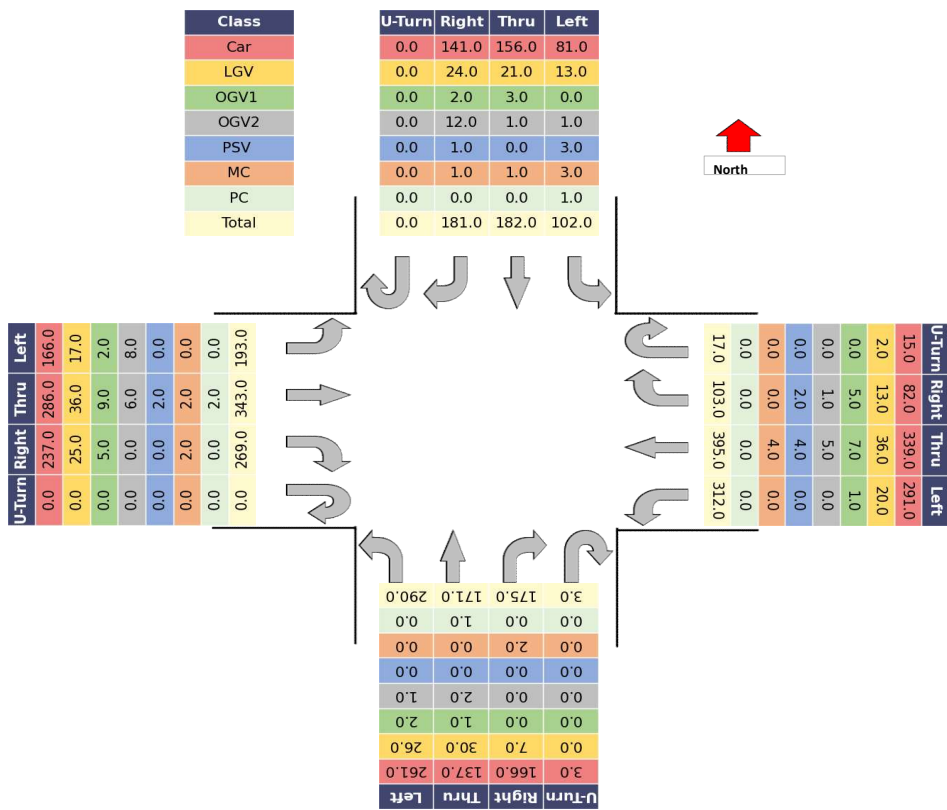
Turning Movement Data Plot



Total Vehicle				
Arm A	A - A	A - B	A - C	A - D
	88	1333	2283	1454
Arm B	B - A	B - B	B - C	B - D
	1300	184	2302	3414
Arm C	C - A	C - B	C - C	C - D
	1625	1970	29	2889
Arm D	D - A	D - B	D - C	D - D
	1879	3379	2621	-



PM Peak Turning Movemet Data Summary



Evening Peak Hour Data						
Arm A	A - A	A - B	A - C	A - D	Arm A	
	15:45 - 16:45	16:30 - 17:30	16:45 - 17:45	14:45 - 15:45	16:45 - 17:45	690.5
Arm B	B - A	B - B	B - C	B - D	Arm B	
	15:45 - 16:45	15:30 - 16:30	14:30 - 15:30	17:00 - 18:00	14:30 - 15:30	844.9
Arm C	C - A	C - B	C - C	C - D	Arm C	
	15:15 - 16:15	13:15 - 14:15	13:45 - 14:45	17:00 - 18:00	17:00 - 18:00	701.9
Arm D	D - A	D - B	D - C	D - D	Arm D	
	15:00 - 16:00	13:45 - 14:45	14:15 - 15:15	-	14:15 - 15:15	869.0



**SUMMARY**

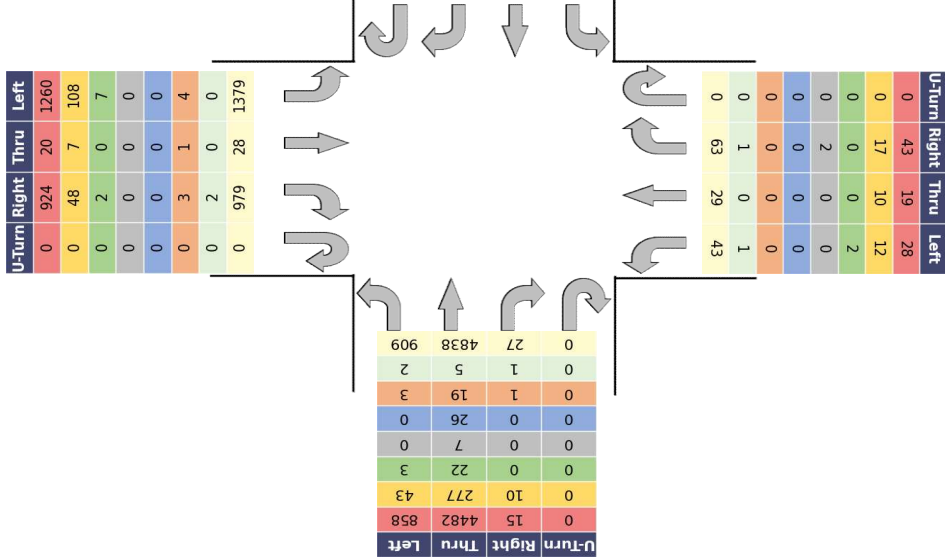
<b>Project</b>	Vale of Glamorgan survey
<b>Project Code</b>	SS1254
<b>Site Name</b>	Site 08
<b>Lees and Movements</b>	All Processed Lees & Movements
<b>Bin Size</b>	15.0
<b>Start Time</b>	07:00
<b>End Time</b>	18:45
<b>Location</b>	Site 08
<b>Latitude and Longitude</b>	51.39875059350835, -3.277560951276485

	<b>Start</b>	<b>End</b>
<b>AM Peak</b>	2023-10-24 08:30:00	2023-10-24 09:30:00
<b>PM Peak</b>	2023-10-24 16:30:00	2023-10-24 17:30:00



Turning Movement Data Plot

Class	U-Turn	Right	Thru	Left
Car	0	1281	4527	69
LGV	0	110	313	33
OGV1	0	10	19	0
OGV2	0	2	4	2
PSV	0	0	25	0
MC	0	6	29	0
PC	0	0	4	8
Total	0	1409	4921	112



Total Vehicle				
	A - A	A - B	A - C	A - D
Arm A	-	112	4921	1409
Arm B	B - A	B - B	B - C	B - D
	63	-	43	29
Arm C	C - A	C - B	C - C	C - D
	4838	27	-	909
Arm D	D - A	D - B	D - C	D - D
	1379	28	979	-







**SUMMARY**

Project	Vale of Glamorgan survey
Project Code	SS1254
Site Name	Site 09
Lees and Movements	All Processed Lees & Movements
Bin Size	15.0
Start Time	07:00
End Time	18:45
Location	Site 09
Latitude and Longitude	51.39804066420041, -3.278645931538878

	Start	End
AM Peak	2023-10-24 08:30:00	2023-10-24 09:30:00
PM Peak	2023-10-24 16:30:00	2023-10-24 17:30:00



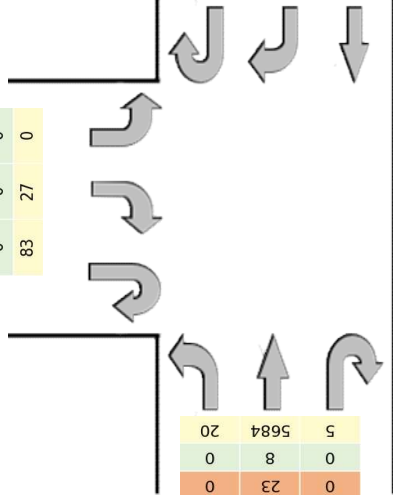


Turning Movement Data Plot

Class	U-Turn	Right	Thru
Car	6	92	5385
LGV	1	6	366
OGV1	0	2	21
OGV2	0	0	4
PSV	0	3	22
MC	0	0	32
PC	0	0	7
Total	7	103	5837



Left	Right	U-Turn
69	25	0
8	2	0
2	0	0
0	0	0
4	0	0
0	0	0
0	0	0
83	27	0

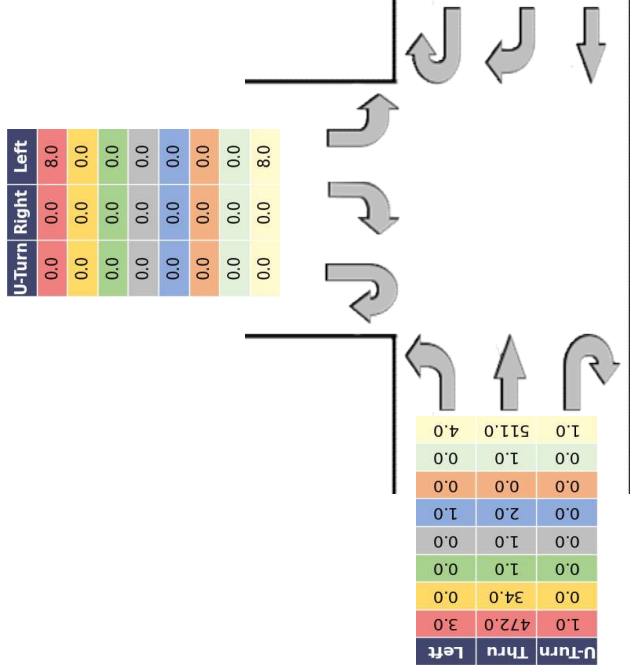


U-Turn	Thru	Left
5	5684	20
0	8	0
0	23	0
0	22	0
0	7	0
0	23	0
1	320	1
4	5281	17

Total Vehicle			
Arm A	A - A	A - B	A - C
	7	5837	103
Arm B	B - A	B - B	B - C
	5684	5	20
Arm C	C - A	C - B	C - C
	83	27	-

AM Peak Turning Movement Data Summary

Class	U-Turn	Right	Thru
Car	0.0	9.0	454.0
LGV	0.0	1.0	28.0
OGV1	0.0	1.0	1.0
OGV2	0.0	0.0	0.0
PSV	0.0	1.0	1.0
MC	0.0	0.0	2.0
PC	0.0	0.0	1.0
Total	0.0	12.0	487.0



Morning Peak Hour Data							
Arm A	A - A		A - B		A - C		Arm A
	10:45 - 11:45	2	08:30 - 09:30	486.5	07:30 - 08:30	37	08:30 - 09:30
Arm B	B - A		B - B		B - C		Arm B
	08:00 - 09:00	569.9	09:00 - 10:00	3	08:45 - 09:45	8	08:00 - 09:00
Arm C	C - A		C - B		C - C		Arm C
	08:15 - 09:15	10	07:00 - 08:00	6	-	-	09:00 - 10:00



**Job Number & Title: SS1142 Barry Port Rd**

**Site Location: A4226 Port Rd Site 1**

**Survey Date: 13/6/23**

**Site Location Plan**



Job Name/ Title																	
JUNE 2023																	
Site	Location	Lat / Long	Direction	Start Date	End Date	Posted Speed Limit (PSL)	Total Vehicles	5 Day Ave.	7 Day Ave.	Posted Speed Limit (PSL)		110%(PSL) + 2 (SL1)		DfT PSL+15 (SL2)		Mean Speed	85%ile Speed
										>PSL	>PSL%	>SL1	>SL1%	>SL2	>SL2%		
1	A4226 Port Rd	51.404168, -3.315747	Eastbound	13 June 2023	19 June 2023	50	74347	11092	10621	1471	2.0	218	0.3	40	0.1	38.2	43.5
			Westbound	13 June 2023	19 June 2023		73406	10978	10487	25398	34.6	4724	6.4	755	1.0	47.5	53.7
			Two-Way	13 June 2023	19 June 2023		147753	22071	21108	26869	18	4942	3	795	1	43	51



Job Name/ Title		Site	1	Location	A4226 Port Rd (51.404168, -3.315747)										
13 June 2023		to	19 June 2023	Direction	Eastbound										
TIME PERIOD	TOTAL VEHICLES	MOTOR-CYCLES	CARS OR CAR-BASED LGV	LIGHT GOODS VEHICLE S	BUSES	TWO AXLE, SIX TYRE, RIGID	THREE AXLE RIGID	FOUR OR MORE AXLE RIGID	FOUR OR LESS AXLE ARTIC	FIVE AXLE ARTIC	SIX OR MORE AXLE ARTIC	FIVE OR LESS AXLE MULTI-TRAILER ARTIC	SIX AXLE MULTI-TRAILER ARTIC	SEVEN OR MORE AXLE ARTIC	
<b>13 June 2023</b>															
0000	105	0	99	4	0	1	0	0	0	0	0	1	0	0	
0100	36	0	33	2	0	1	0	0	0	0	0	0	0	0	
0200	23	0	18	5	0	0	0	0	0	0	0	0	0	0	
0300	64	0	56	7	0	0	0	0	0	0	1	0	0	0	
0400	141	1	121	8	0	0	0	0	0	0	6	3	0	2	
0500	160	1	135	8	0	0	0	0	8	0	3	3	0	2	
0600	405	3	355	31	1	1	1	0	3	0	7	3	0	0	
0700	865	10	759	62	2	3	21	0	4	0	2	0	0	2	
0800	893	4	792	47	1	2	13	3	18	0	6	6	0	1	
0900	729	10	631	53	3	2	8	0	12	0	5	3	0	2	
1000	718	6	631	55	1	4	4	0	8	1	6	1	0	1	
1100	674	2	593	59	0	2	0	0	7	0	6	4	0	1	
1200	782	9	668	70	2	5	4	0	10	0	7	5	0	2	
1300	593	9	511	41	1	7	6	0	10	0	3	4	0	1	
1400	707	14	621	42	1	5	5	0	9	0	5	3	0	2	
1500	736	11	644	53	2	4	5	0	12	0	2	1	0	2	
1600	697	9	621	47	1	2	6	1	9	0	0	1	0	0	
1700	667	11	623	19	0	2	4	0	4	0	1	3	0	0	
1800	631	7	581	23	1	2	2	0	7	0	6	1	0	1	
1900	405	19	357	19	0	3	1	0	0	0	4	2	0	0	
2000	298	5	271	18	0	0	0	0	0	0	4	0	0	0	
2100	268	4	246	12	0	1	3	0	2	0	0	0	0	0	
2200	122	0	118	3	1	0	0	0	0	0	0	0	0	0	
2300	222	1	209	9	0	2	0	0	1	0	0	0	0	0	
07-19	8692	102	7675	571	15	40	78	4	110	1	49	32	0	15	
06-22	10068	133	8904	651	16	45	83	4	115	1	64	37	0	15	
06-00	10412	134	9231	663	17	47	83	4	116	1	64	37	0	15	
00-00	10941	136	9693	697	17	49	83	4	124	1	74	44	0	19	

Job Name/ Title		Site 1		Location A4226 Port Rd (51.404168, -3.315747)										
13 June 2023		to 19 June 2023		Direction Eastbound										
TIME PERIOD	TOTAL VEHICLES	MOTOR-CYCLES	CARS OR CAR-BASED LGV	LIGHT GOODS VEHICLE S	BUSES	TWO AXLE, SIX TYRE, RIGID	THREE AXLE RIGID	FOUR OR MORE AXLE RIGID	FOUR OR LESS AXLE ARTIC	FIVE AXLE ARTIC	SIX OR MORE AXLE ARTIC	FIVE OR LESS AXLE MULTI-TRAILER ARTIC	SIX AXLE MULTI-TRAILER ARTIC	SEVEN OR MORE AXLE ARTIC
<b>14 June 2023</b>														
0000	39	0	34	2	0	1	0	0	0	0	1	1	0	0
0100	39	0	37	2	0	0	0	0	0	0	0	0	0	0
0200	19	0	17	1	0	0	0	0	0	0	0	1	0	0
0300	56	0	50	6	0	0	0	0	0	0	0	0	0	0
0400	93	0	83	6	0	0	0	0	0	0	2	2	0	0
0500	177	2	166	4	0	0	0	0	1	0	2	2	0	0
0600	423	7	372	30	0	0	0	0	4	0	5	3	0	2
0700	860	4	779	55	0	6	1	1	8	0	3	1	0	2
0800	862	9	744	67	5	6	7	1	12	1	4	4	0	2
0900	716	13	633	48	0	5	1	0	10	0	4	1	0	1
1000	628	6	551	51	3	1	3	0	5	0	5	2	0	1
1100	695	9	599	60	0	3	5	0	9	0	4	3	0	3
1200	705	10	602	70	0	6	1	0	8	0	4	3	0	1
1300	794	11	682	74	2	3	5	2	8	0	4	2	0	1
1400	710	14	614	53	0	3	2	0	11	0	8	4	0	1
1500	725	12	643	44	3	4	5	0	6	1	4	2	0	1
1600	744	12	680	31	0	2	2	0	12	0	1	4	0	0
1700	778	14	708	34	2	2	1	0	11	0	4	0	0	2
1800	625	10	575	24	1	2	2	0	4	0	3	2	0	2
1900	438	3	414	14	0	1	1	0	1	0	1	1	0	2
2000	357	12	327	12	0	2	1	0	1	0	2	0	0	0
2100	258	7	237	8	0	2	1	0	2	0	0	1	0	0
2200	159	3	151	4	0	1	0	0	0	0	0	0	0	0
2300	121	0	115	3	0	3	0	0	0	0	0	0	0	0
07-19	8842	124	7810	611	16	43	35	4	104	2	48	28	0	17
06-22	10318	153	9160	675	16	48	38	4	112	2	56	33	0	21
06-00	10598	156	9426	682	16	52	38	4	112	2	56	33	0	21
00-00	11021	158	9813	703	16	53	38	4	113	2	61	39	0	21

Job Name/ Title		Site	Location												
13 June 2023 to 19 June 2023		1	A4226 Port Rd (51.404168, -3.315747)												
		Direction		Eastbound											
TIME PERIOD	TOTAL VEHICLES	MOTOR-CYCLES	CARS OR CAR-BASED LGV	LIGHT GOODS VEHICLE S	BUSES	TWO AXLE, SIX TYRE, RIGID	THREE AXLE RIGID	FOUR OR MORE AXLE RIGID	FOUR OR LESS AXLE ARTIC	FIVE AXLE ARTIC	SIX OR MORE AXLE ARTIC	FIVE OR LESS AXLE MULTI-TRAILER ARTIC	SIX AXLE MULTI-TRAILER ARTIC	SEVEN OR MORE AXLE ARTIC	
<b>15 June 2023</b>															
0000	93	0	84	8	0	0	0	0	0	0	0	1	0	0	
0100	96	0	89	5	0	2	0	0	0	0	0	0	0	0	
0200	43	0	38	5	0	0	0	0	0	0	0	0	0	0	
0300	110	1	103	5	0	0	0	0	0	0	1	0	0	0	
0400	84	0	75	6	0	0	0	0	0	0	2	1	0	0	
0500	192	3	168	12	0	0	0	0	3	0	3	2	0	1	
0600	433	7	378	35	0	1	0	0	3	1	4	3	0	1	
0700	830	10	727	60	1	6	6	0	10	0	5	5	0	0	
0800	857	9	762	53	3	5	6	2	11	0	2	4	0	0	
0900	729	6	624	67	0	7	2	0	12	1	5	5	0	0	
1000	668	5	574	55	1	3	1	0	13	1	9	4	0	2	
1100	675	10	564	73	1	6	5	0	7	0	4	4	0	1	
1200	657	6	580	52	1	4	1	0	4	0	6	2	0	1	
1300	683	15	579	53	1	8	1	0	9	0	7	7	0	3	
1400	790	8	689	67	0	6	4	0	12	1	2	1	0	0	
1500	758	6	670	61	0	7	2	0	4	0	6	2	0	0	
1600	742	4	670	46	0	3	5	0	8	0	2	3	0	1	
1700	718	7	668	31	0	2	1	1	7	0	1	0	0	0	
1800	653	11	610	17	1	1	0	0	5	0	4	4	0	0	
1900	428	12	393	15	1	1	0	0	2	0	2	1	0	1	
2000	314	5	291	14	0	2	1	0	0	0	1	0	0	0	
2100	243	1	226	11	0	2	0	0	2	0	1	0	0	0	
2200	275	2	262	8	0	1	0	0	2	0	0	0	0	0	
2300	131	1	120	6	0	3	0	0	0	0	0	1	0	0	
07-19	8760	97	7717	635	9	58	34	3	102	3	53	41	0	8	
06-22	10178	122	9005	710	10	64	35	3	109	4	61	45	0	10	
06-00	10584	125	9387	724	10	68	35	3	111	4	61	46	0	10	
00-00	11202	129	9944	765	10	70	35	3	114	4	67	50	0	11	



Job Name/ Title		Site 1		Location A4226 Port Rd (51.404168, -3.315747)										
13 June 2023		to 19 June 2023		Direction Eastbound										
TIME PERIOD	TOTAL VEHICLES	MOTOR-CYCLES	CARS OR CAR-BASED LGV	LIGHT GOODS VEHICLE S	BUSES	TWO AXLE, SIX TYRE, RIGID	THREE AXLE RIGID	FOUR OR MORE AXLE RIGID	FOUR OR LESS AXLE ARTIC	FIVE AXLE ARTIC	SIX OR MORE AXLE ARTIC	FIVE OR LESS AXLE MULTI-TRAILER ARTIC	SIX AXLE MULTI-TRAILER ARTIC	SEVEN OR MORE AXLE ARTIC
<b>16 June 2023</b>														
0000	36	0	35	1	0	0	0	0	0	0	0	0	0	0
0100	76	0	70	3	1	1	0	0	0	0	0	1	0	0
0200	79	0	70	9	0	0	0	0	0	0	0	0	0	0
0300	76	1	66	8	0	0	0	0	0	0	1	0	0	0
0400	114	1	96	11	0	0	1	0	1	0	3	1	0	0
0500	173	2	156	8	0	0	1	0	5	0	1	0	0	0
0600	421	3	373	35	0	2	1	0	3	0	2	2	0	0
0700	818	4	729	60	0	6	3	1	7	0	5	2	0	1
0800	849	6	756	62	2	5	2	0	7	0	2	5	0	2
0900	803	8	710	56	1	9	1	0	12	0	5	1	0	0
1000	776	8	683	63	0	3	3	0	8	0	3	2	0	3
1100	754	8	649	68	0	4	1	1	11	0	10	1	0	1
1200	827	10	723	61	2	6	1	0	14	0	8	1	0	1
1300	737	11	641	65	0	6	0	0	7	0	4	1	0	2
1400	742	13	663	47	1	4	3	0	8	0	0	2	0	1
1500	775	10	709	44	1	4	1	0	5	0	1	0	0	0
1600	699	5	641	38	1	4	1	0	6	0	0	1	0	2
1700	672	9	620	30	0	2	0	0	9	0	1	0	0	1
1800	709	19	657	21	0	2	2	0	6	0	1	1	0	0
1900	459	6	440	8	0	1	0	0	2	0	0	2	0	0
2000	365	5	342	14	1	1	0	0	1	0	1	0	0	0
2100	363	2	346	13	0	1	1	0	0	0	0	0	0	0
2200	172	1	161	8	0	1	0	0	0	0	0	1	0	0
2300	134	1	125	6	0	1	1	0	0	0	0	0	0	0
07-19	9161	111	8181	615	8	55	18	2	100	0	40	17	0	14
06-22	10769	127	9682	685	9	60	20	2	106	0	43	21	0	14
06-00	11075	129	9968	699	9	62	21	2	106	0	43	22	0	14
00-00	11629	133	10461	739	10	63	23	2	112	0	48	24	0	14

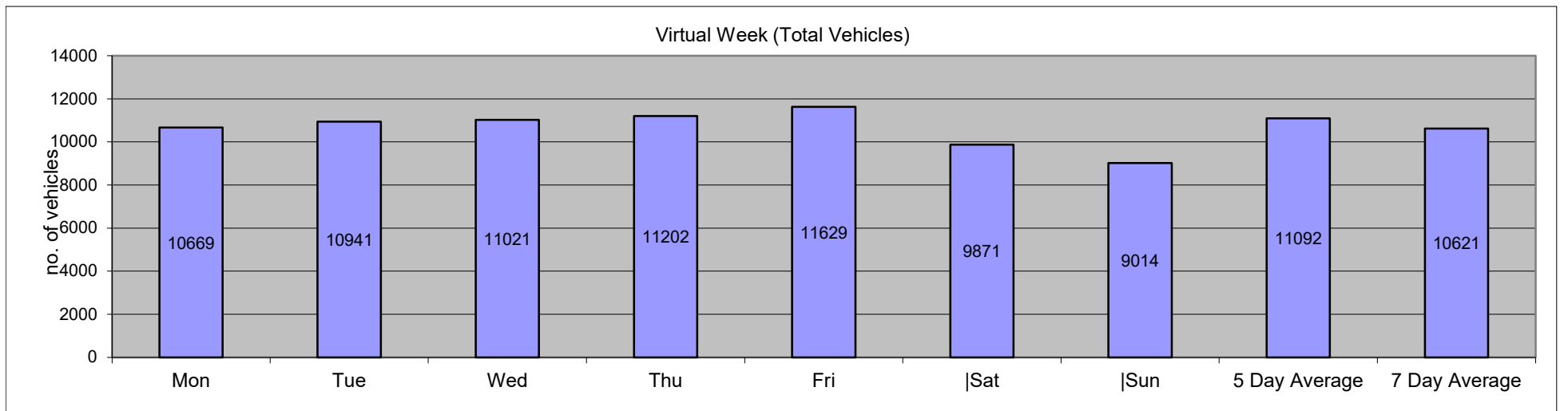
Job Name/ Title		Site 1		Location A4226 Port Rd (51.404168, -3.315747)										
13 June 2023		to 19 June 2023		Direction Eastbound										
TIME PERIOD	TOTAL VEHICLES	MOTOR-CYCLES	CARS OR CAR-BASED LGV	LIGHT GOODS VEHICLE S	BUSES	TWO AXLE, SIX TYRE, RIGID	THREE AXLE RIGID	FOUR OR MORE AXLE RIGID	FOUR OR LESS AXLE ARTIC	FIVE AXLE ARTIC	SIX OR MORE AXLE ARTIC	FIVE OR LESS AXLE MULTI-TRAILER ARTIC	SIX AXLE MULTI-TRAILER ARTIC	SEVEN OR MORE AXLE ARTIC
<b>17 June 2023</b>														
0000	60	0	55	3	1	1	0	0	0	0	0	0	0	0
0100	89	0	85	3	1	0	0	0	0	0	0	0	0	0
0200	119	0	115	2	0	0	0	0	1	0	0	1	0	0
0300	63	0	55	8	0	0	0	0	0	0	0	0	0	0
0400	73	0	66	6	0	0	1	0	0	0	0	0	0	0
0500	94	1	86	7	0	0	0	0	0	0	0	0	0	0
0600	209	0	184	18	0	1	0	0	5	0	1	0	0	0
0700	261	1	243	15	0	2	0	0	0	0	0	0	0	0
0800	516	7	479	27	0	2	0	0	0	0	1	0	0	0
0900	668	6	614	41	0	3	2	0	2	0	0	0	0	0
1000	797	7	739	36	1	1	2	0	8	0	2	1	0	0
1100	835	12	776	40	0	3	0	0	3	0	0	1	0	0
1200	828	17	755	27	1	2	5	2	13	0	2	2	0	2
1300	728	28	657	24	0	1	4	0	11	0	2	1	0	0
1400	685	8	645	20	1	0	3	0	7	0	0	1	0	0
1500	658	13	613	26	0	1	2	0	3	0	0	0	0	0
1600	561	10	522	22	0	1	1	0	4	0	0	0	0	1
1700	543	8	512	17	0	1	1	0	4	0	0	0	0	0
1800	589	10	553	16	1	0	1	0	7	0	1	0	0	0
1900	411	5	383	21	0	1	0	0	1	0	0	0	0	0
2000	307	2	295	8	0	1	0	0	1	0	0	0	0	0
2100	323	2	302	16	0	1	0	0	2	0	0	0	0	0
2200	208	4	198	4	0	0	0	0	1	0	0	1	0	0
2300	246	0	237	6	0	2	0	0	1	0	0	0	0	0
07-19	7669	127	7108	311	4	17	21	2	62	0	8	6	0	3
06-22	8919	136	8272	374	4	21	21	2	71	0	9	6	0	3
06-00	9373	140	8707	384	4	23	21	2	73	0	9	7	0	3
00-00	9871	141	9169	413	6	24	22	2	74	0	9	8	0	3

Job Name/ Title		Site 1		Location A4226 Port Rd (51.404168, -3.315747)										
13 June 2023		to 19 June 2023		Direction Eastbound										
TIME PERIOD	TOTAL VEHICLES	MOTOR-CYCLES	CARS OR CAR-BASED LGV	LIGHT GOODS VEHICLE S	BUSES	TWO AXLE, SIX TYRE, RIGID	THREE AXLE RIGID	FOUR OR MORE AXLE RIGID	FOUR OR LESS AXLE ARTIC	FIVE AXLE ARTIC	SIX OR MORE AXLE ARTIC	FIVE OR LESS AXLE MULTI-TRAILER ARTIC	SIX AXLE MULTI-TRAILER ARTIC	SEVEN OR MORE AXLE ARTIC
<b>18 June 2023</b>														
0000	152	0	143	7	0	2	0	0	0	0	0	0	0	0
0100	110	0	103	5	0	2	0	0	0	0	0	0	0	0
0200	63	0	61	2	0	0	0	0	0	0	0	0	0	0
0300	56	0	49	7	0	0	0	0	0	0	0	0	0	0
0400	81	0	75	6	0	0	0	0	0	0	0	0	0	0
0500	83	1	79	3	0	0	0	0	0	0	0	0	0	0
0600	117	0	112	4	0	0	0	0	0	0	0	1	0	0
0700	158	4	142	8	0	1	0	0	1	0	1	1	0	0
0800	249	7	225	15	0	2	0	0	0	0	0	0	0	0
0900	554	8	511	27	0	2	1	0	3	0	1	0	0	1
1000	689	11	650	24	0	1	0	0	3	0	0	0	0	0
1100	858	19	784	34	1	3	5	0	8	0	2	1	0	1
1200	855	26	791	25	0	0	1	0	12	0	0	0	0	0
1300	884	15	823	34	0	2	2	0	7	0	1	0	0	0
1400	688	11	651	17	0	0	2	0	6	0	1	0	0	0
1500	651	13	605	21	0	1	3	0	6	0	1	1	0	0
1600	609	12	570	17	0	0	2	0	8	0	0	0	0	0
1700	651	6	618	21	0	1	2	0	3	0	0	0	0	0
1800	550	3	530	7	0	0	5	0	5	0	0	0	0	0
1900	296	1	284	10	0	1	0	0	0	0	0	0	0	0
2000	260	0	254	5	0	0	0	0	1	0	0	0	0	0
2100	196	2	184	6	0	2	1	0	1	0	0	0	0	0
2200	107	0	103	3	0	1	0	0	0	0	0	0	0	0
2300	97	0	97	0	0	0	0	0	0	0	0	0	0	0
07-19	7396	135	6900	250	1	13	23	0	62	0	7	3	0	2
06-22	8265	138	7734	275	1	16	24	0	64	0	7	4	0	2
06-00	8469	138	7934	278	1	17	24	0	64	0	7	4	0	2
00-00	9014	139	8444	308	1	21	24	0	64	0	7	4	0	2

Job Name/ Title		Site 1		Location A4226 Port Rd (51.404168, -3.315747)										
13 June 2023		to 19 June 2023		Direction Eastbound										
TIME PERIOD	TOTAL VEHICLES	MOTOR-CYCLES	CARS OR CAR-BASED LGV	LIGHT GOODS VEHICLE S	BUSES	TWO AXLE, SIX TYRE, RIGID	THREE AXLE RIGID	FOUR OR MORE AXLE RIGID	FOUR OR LESS AXLE ARTIC	FIVE AXLE ARTIC	SIX OR MORE AXLE ARTIC	FIVE OR LESS AXLE MULTI-TRAILER ARTIC	SIX AXLE MULTI-TRAILER ARTIC	SEVEN OR MORE AXLE ARTIC
<b>19 June 2023</b>														
0000	58	0	53	4	0	1	0	0	0	0	0	0	0	0
0100	110	0	106	4	0	0	0	0	0	0	0	0	0	0
0200	72	0	67	5	0	0	0	0	0	0	0	0	0	0
0300	119	0	109	9	0	0	0	0	0	0	0	1	0	0
0400	116	2	107	5	0	0	0	0	0	0	2	0	0	0
0500	191	1	162	10	0	0	0	0	8	0	7	3	0	0
0600	448	1	413	22	0	2	0	0	2	0	2	5	0	1
0700	854	5	771	52	0	5	4	0	7	0	7	2	0	1
0800	879	5	774	61	0	6	4	0	20	0	6	2	0	1
0900	649	3	563	55	0	3	4	0	12	0	5	3	0	1
1000	693	2	590	64	0	4	5	0	10	0	9	6	0	3
1100	644	9	545	69	0	8	2	0	3	0	4	4	0	0
1200	588	5	501	54	1	4	1	0	8	0	7	6	1	0
1300	648	8	563	46	1	6	4	0	7	0	7	5	0	1
1400	730	4	652	52	0	3	5	0	5	0	6	3	0	0
1500	663	10	583	52	1	3	3	0	5	0	5	1	0	0
1600	676	11	593	47	0	6	0	0	10	0	3	3	1	2
1700	738	6	671	42	0	2	3	0	5	0	9	0	0	0
1800	599	13	546	27	1	1	1	0	2	0	2	3	0	3
1900	340	5	316	15	0	2	0	0	0	0	1	1	0	0
2000	266	4	236	20	1	2	1	0	1	0	1	0	0	0
2100	229	9	201	13	0	2	1	0	2	0	1	0	0	0
2200	107	3	97	5	0	1	0	0	1	0	0	0	0	0
2300	252	1	240	9	0	2	0	0	0	0	0	0	0	0
07-19	8361	81	7352	621	4	51	36	0	94	0	70	38	2	12
06-22	9644	100	8518	691	5	59	38	0	99	0	75	44	2	13
06-00	10003	104	8855	705	5	62	38	0	100	0	75	44	2	13
00-00	10669	107	9459	742	5	63	38	0	108	0	84	48	2	13

Job Name/ Title		Site	1	Location	A4226 Port Rd (51.404168, -3.315747)										
13 June 2023		to	19 June 2023		Direction	Eastbound									
TIME PERIOD	TOTAL VEHICLES	MOTOR-CYCLES	CARS OR CAR-BASED LGV	LIGHT GOODS VEHICLE S	BUSES	TWO AXLE, SIX TYRE, RIGID	THREE AXLE RIGID	FOUR OR MORE AXLE RIGID	FOUR OR LESS AXLE ARTIC	FIVE AXLE ARTIC	SIX OR MORE AXLE ARTIC	FIVE OR LESS AXLE MULTI-TRAILER ARTIC	SIX AXLE MULTI-TRAILER ARTIC	SEVEN OR MORE AXLE ARTIC	
<b>Average Day</b>															
0000	78	0	72	4	0	1	0	0	0	0	0	0	0	0	
0100	79	0	75	3	0	1	0	0	0	0	0	0	0	0	
0200	60	0	55	4	0	0	0	0	0	0	0	0	0	0	
0300	78	0	70	7	0	0	0	0	0	0	0	0	0	0	
0400	100	1	89	7	0	0	0	0	0	0	2	1	0	0	
0500	153	2	136	7	0	0	0	0	4	0	2	1	0	0	
0600	351	3	312	25	0	1	0	0	3	0	3	2	0	1	
0700	664	5	593	45	0	4	5	0	5	0	3	2	0	1	
0800	729	7	647	47	2	4	5	1	10	0	3	3	0	1	
0900	693	8	612	50	1	4	3	0	9	0	4	2	0	1	
1000	710	6	631	50	1	2	3	0	8	0	5	2	0	1	
1100	734	10	644	58	0	4	3	0	7	0	4	3	0	1	
1200	749	12	660	51	1	4	2	0	10	0	5	3	0	1	
1300	724	14	637	48	1	5	3	0	8	0	4	3	0	1	
1400	722	10	648	43	0	3	3	0	8	0	3	2	0	1	
1500	709	11	638	43	1	3	3	0	6	0	3	1	0	0	
1600	675	9	614	35	0	3	2	0	8	0	1	2	0	1	
1700	681	9	631	28	0	2	2	0	6	0	2	0	0	0	
1800	622	10	579	19	1	1	2	0	5	0	2	2	0	1	
1900	397	7	370	15	0	1	0	0	1	0	1	1	0	0	
2000	310	5	288	13	0	1	0	0	1	0	1	0	0	0	
2100	269	4	249	11	0	2	1	0	2	0	0	0	0	0	
2200	164	2	156	5	0	1	0	0	1	0	0	0	0	0	
2300	172	1	163	6	0	2	0	0	0	0	0	0	0	0	
07-19	8412	111	7535	516	8	40	35	2	91	1	39	24	0	10	
06-22	9737	130	8754	580	9	45	37	2	97	1	45	27	0	11	
06-00	10073	132	9073	591	9	47	37	2	97	1	45	28	0	11	
00-00	10621	135	9569	624	9	49	38	2	101	1	50	31	0	12	

Job Name/ Title		Site	Location												
13 June 2023		to	19 June 2023		Direction	Eastbound									
TIME PERIOD	TOTAL VEHICLES	MOTOR-CYCLES	CARS OR CAR-BASED LGV	LIGHT GOODS VEHICLES	BUSES	TWO AXLE, SIX TYRE, RIGID	THREE AXLE RIGID	FOUR OR MORE AXLE RIGID	FOUR OR LESS AXLE ARTIC	FIVE AXLE ARTIC	SIX OR MORE AXLE ARTIC	FIVE OR LESS AXLE MULTI-TRAILER ARTIC	SIX AXLE MULTI-TRAILER ARTIC	SEVEN OR MORE AXLE ARTIC	
<b>Virtual Week</b>															
Mon	10669	107	9459	742	5	63	38	0	108	0	84	48	2	13	
Tue	10941	136	9693	697	17	49	83	4	124	1	74	44	0	19	
Wed	11021	158	9813	703	16	53	38	4	113	2	61	39	0	21	
Thu	11202	129	9944	765	10	70	35	3	114	4	67	50	0	11	
Fri	11629	133	10461	739	10	63	23	2	112	0	48	24	0	14	
Sat	9871	141	9169	413	6	24	22	2	74	0	9	8	0	3	
Sun	9014	139	8444	308	1	21	24	0	64	0	7	4	0	2	
<b>5 Day Average</b>															
[--]	11092	133	9874	729	12	60	43	3	114	1	67	41	0	16	
<b>7 Day Average</b>															
[--]	10621	135	9569	624	9	49	38	2	101	1	50	31	0	12	
<b>Total Vehicles</b>															
[--]	74347	943	66983	4367	65	343	263	15	709	7	350	217	2	83	



Job Name/ Title		Site 1														Location A4226 Port Rd (51.404168, -3.315747)							
13 June 2023		to														19 June 2023							
		Direction														Speed Limit (PSL)		ACPO (SL1)		DfT (SL2)		Mean Speed	85%ile Speed
Time Period	Total Vehicles	0 20	20 25	25 30	30 35	35 40	40 45	45 50	50 55	55 60	60 65	65 70	70 75	75 130	50	50	57 ACPO	57 ACPO	65 DFT	65 DFT	Mean Speed	85%ile Speed	
<b>13 June 2023</b>																							
0000	105	0	0	2	22	36	27	14	0	4	0	0	0	0	4	3.81	4	3.81	0	0	40	45.5	
0100	36	0	0	0	1	5	6	18	4	2	0	0	0	0	6	16.67	0	0	0	0	46.2	51	
0200	23	0	0	0	1	9	6	2	5	0	0	0	0	0	5	21.74	0	0	0	0	42.9	51.9	
0300	64	0	0	2	6	22	18	13	2	1	0	0	0	0	3	4.688	0	0	0	0	40.9	47.3	
0400	141	0	0	2	9	38	50	26	12	4	0	0	0	0	16	11.35	1	0.709	0	0	42.5	48.8	
0500	160	0	0	0	3	20	67	50	16	1	2	1	0	0	20	12.5	4	2.5	1	0.625	44.7	49.7	
0600	405	1	1	3	19	115	148	84	29	5	0	0	0	0	34	8.395	2	0.494	0	0	42.4	47.8	
0700	865	65	30	36	128	305	235	57	6	2	1	0	0	0	9	1.04	2	0.231	0	0	36.1	43.1	
0800	893	402	75	95	121	114	55	20	7	4	0	0	0	0	11	1.232	4	0.448	0	0	24	38.1	
0900	729	2	3	4	105	417	160	29	7	2	0	0	0	0	9	1.235	2	0.274	0	0	38.3	41.9	
1000	718	2	0	6	173	422	99	11	4	1	0	0	0	0	5	0.696	1	0.139	0	0	37.2	40.3	
1100	674	0	0	1	171	336	142	21	2	1	0	0	0	0	3	0.445	1	0.148	0	0	37.7	41.4	
1200	782	6	4	6	179	382	180	23	0	1	1	0	0	0	2	0.256	2	0.256	0	0	37.5	41.4	
1300	593	10	2	15	111	264	147	37	3	3	0	0	1	0	7	1.18	2	0.337	1	0.169	38	43.2	
1400	707	5	8	7	145	338	167	23	11	2	0	1	0	0	14	1.98	1	0.141	1	0.141	37.8	41.7	
1500	736	2	6	10	147	304	220	39	7	1	0	0	0	0	8	1.087	1	0.136	0	0	38.3	42.4	
1600	697	9	6	10	134	297	186	42	11	0	2	0	0	0	13	1.865	2	0.287	0	0	38.2	43.1	
1700	667	55	14	30	62	226	212	59	8	1	0	0	0	0	9	1.349	0	0	0	0	37.1	43.8	
1800	631	13	18	26	97	241	163	61	9	2	1	0	0	0	12	1.902	1	0.158	0	0	38	43.7	
1900	405	1	1	9	33	148	152	46	7	4	3	1	0	0	15	3.704	5	1.235	1	0.247	40.6	45.2	
2000	298	0	1	2	21	140	87	37	7	1	2	0	0	0	10	3.356	3	1.007	0	0	40.3	45.3	
2100	268	2	0	2	39	103	83	26	12	1	0	0	0	0	13	4.851	0	0	0	0	39.9	44.9	
2200	122	4	0	0	9	40	32	24	8	3	1	0	0	1	13	10.66	3	2.459	1	0.82	41.8	48.5	
2300	222	0	1	1	33	104	67	13	3	0	0	0	0	0	3	1.351	0	0	0	0	38.9	43.1	
07-19	8692	571	166	246	1573	3646	1966	422	75	20	5	1	1	0	102	1.173	19	0.219	2	0.023	36.2	42.2	
06-22	10068	575	169	262	1685	4152	2436	615	130	31	10	2	1	0	174	1.728	29	0.288	3	0.03	36.9	42.8	
06-00	10412	579	170	263	1727	4296	2535	652	141	34	11	2	1	1	190	1.825	32	0.307	4	0.038	37	42.8	
00-00	10941	579	170	269	1769	4426	2709	775	180	46	13	3	1	1	244	2.23	41	0.375	5	0.046	37.2	43.2	

Job Name/ Title		Site 1													Location A4226 Port Rd (51.404168, -3.315747)							
13 June 2023		to													19 June 2023							
		Direction Eastbound													Speed Limit (PSL)		ACPO (SL1)		DfT (SL2)		Mean Speed	85%ile Speed
Time Period	Total Vehicles	0 20	20 25	25 30	30 35	35 40	40 45	45 50	50 55	55 60	60 65	65 70	70 75	75 130	50	50	57 ACPO	57 ACPO	65 DFT	65 DFT	Mean Speed	85%ile Speed
<b>14 June 2023</b>																						
0000	39	0	0	0	2	7	8	16	3	2	0	1	0	0	6	15.38	2	5.128	1	2.564	45.4	50.2
0100	39	0	0	0	0	10	15	11	1	2	0	0	0	0	3	7.692	1	2.564	0	0	43.8	48.1
0200	19	0	0	1	0	9	4	4	1	0	0	0	0	0	1	5.263	0	0	0	0	41.7	48.4
0300	56	0	0	0	4	17	21	11	2	0	0	0	1	0	3	5.357	1	1.786	1	1.786	42.1	46.1
0400	93	0	0	1	7	34	27	16	7	1	0	0	0	0	8	8.602	0	0	0	0	41.7	47.2
0500	177	1	0	0	2	27	66	57	16	6	2	0	0	0	24	13.56	6	3.39	0	0	44.7	49.8
0600	423	5	0	0	24	117	180	79	15	3	0	0	0	0	18	4.255	0	0	0	0	41.7	46.6
0700	860	29	29	23	102	307	292	64	12	2	0	0	0	0	14	1.628	2	0.233	0	0	38	43.4
0800	862	497	43	52	76	111	53	22	7	1	0	0	0	0	8	0.928	0	0	0	0	21.5	38
0900	716	12	6	6	102	346	195	41	6	1	0	1	0	0	8	1.117	1	0.14	1	0.14	38.3	42.3
1000	628	1	0	1	120	327	152	25	2	0	0	0	0	0	2	0.318	0	0	0	0	38.1	42.1
1100	695	2	10	14	107	390	145	19	7	1	0	0	0	0	8	1.151	0	0	0	0	37.8	41.4
1200	705	0	4	23	181	310	149	26	8	4	0	0	0	0	12	1.702	2	0.284	0	0	37.4	41.8
1300	794	185	70	45	120	243	105	20	3	2	1	0	0	0	6	0.756	2	0.252	0	0	30.2	40.2
1400	710	5	6	11	169	316	165	32	4	1	1	0	0	0	6	0.845	1	0.141	0	0	37.6	42.1
1500	725	6	1	12	163	309	180	48	6	0	0	0	0	0	6	0.828	0	0	0	0	37.9	42.7
1600	744	8	14	37	185	298	163	30	7	2	0	0	0	0	9	1.21	2	0.269	0	0	37	42.1
1700	778	7	2	16	156	338	224	27	8	0	0	0	0	0	8	1.028	0	0	0	0	38	42.3
1800	625	0	0	4	37	261	258	54	8	0	0	0	0	3	11	1.76	3	0.48	3	0.48	40.4	44.2
1900	438	0	0	0	51	167	159	51	9	1	0	0	0	0	10	2.283	0	0	0	0	40.2	44.5
2000	357	2	0	5	44	126	119	50	8	1	1	1	0	0	11	3.081	2	0.56	1	0.28	40.3	45.3
2100	258	1	0	1	23	88	91	44	7	2	1	0	0	0	10	3.876	1	0.388	0	0	41.1	46.2
2200	159	1	0	3	11	46	68	24	2	4	0	0	0	0	6	3.774	2	1.258	0	0	41.3	46.5
2300	121	0	0	0	8	40	44	25	1	2	0	1	0	0	4	3.306	2	1.653	1	0.826	41.8	47.3
07-19	8842	752	185	244	1518	3556	2081	408	78	14	2	1	0	3	98	1.108	13	0.147	4	0.045	35.7	42.2
06-22	10318	760	185	250	1660	4054	2630	632	117	21	4	2	0	3	147	1.425	16	0.155	5	0.048	36.5	42.7
06-00	10598	761	185	253	1679	4140	2742	681	120	27	4	3	0	3	157	1.481	20	0.189	6	0.057	36.6	42.9
00-00	11021	762	185	255	1694	4244	2883	796	150	38	6	4	1	3	202	1.833	30	0.272	8	0.073	36.9	43.2



Job Name/ Title		Site 1 Location A4226 Port Rd (51.404168, -3.315747)														Speed Limit (PSL)		ACPO (SL1)		DfT (SL2)		Mean Speed	85%ile Speed
13 June 2023		to 19 June 2023														Direction Eastbound							
Time Period	Total Vehicles	0 20	25 30	35 40	45 50	55 60	65 70	75 80	85 90	95 100	105 110	115 120	125 130	135 140	145 150	50	57	57	65	65	Mean Speed	85%ile Speed	
<b>15 June 2023</b>																							
0000	93	0	0	0	6	27	38	15	5	1	1	0	0	0	7	7.527	2	2.151	0	0	42.1	47.4	
0100	96	0	0	0	11	31	33	13	7	0	0	1	0	0	8	8.333	1	1.042	1	1.042	41.3	46	
0200	43	0	0	0	2	13	19	7	2	0	0	0	0	0	2	4.651	0	0	0	0	41.4	46	
0300	110	0	0	1	13	37	47	9	1	2	0	0	0	0	3	2.727	0	0	0	0	40.4	44.6	
0400	84	0	0	1	3	15	37	18	8	2	0	0	0	0	10	11.9	0	0	0	0	43.4	48.4	
0500	192	1	1	0	14	30	71	49	22	3	0	0	1	0	26	13.54	1	0.521	1	0.521	43.6	49.8	
0600	433	1	0	3	30	111	182	80	17	8	1	0	0	0	26	6.005	3	0.693	0	0	41.9	46.4	
0700	830	23	35	33	126	340	212	52	7	2	0	0	0	0	9	1.084	1	0.12	0	0	37.3	42.8	
0800	857	197	58	44	139	263	124	17	9	4	1	0	0	1	15	1.75	5	0.583	1	0.117	30.6	40.6	
0900	729	1	0	1	102	401	192	29	3	0	0	0	0	0	3	0.412	0	0	0	0	38.5	41.8	
1000	668	0	0	8	117	371	148	19	3	1	1	0	0	0	5	0.749	1	0.15	0	0	37.9	41.5	
1100	675	5	12	32	175	308	116	20	4	2	1	0	0	0	7	1.037	2	0.296	0	0	36.6	40.8	
1200	657	1	0	11	128	342	147	22	5	1	0	0	0	0	6	0.913	1	0.152	0	0	38	41.5	
1300	683	3	6	16	143	332	147	29	6	1	0	0	0	0	7	1.025	1	0.146	0	0	37.6	41.7	
1400	790	3	23	67	195	331	145	21	5	0	0	0	0	0	5	0.633	0	0	0	0	36.2	41.2	
1500	758	2	6	28	129	334	215	37	6	1	0	0	0	0	7	0.923	0	0	0	0	38.1	42.3	
1600	742	28	7	16	149	330	169	34	7	2	0	0	0	0	9	1.213	0	0	0	0	37.2	42.2	
1700	718	6	15	7	77	296	267	44	4	2	0	0	0	0	6	0.836	1	0.139	0	0	39.1	43.2	
1800	653	14	9	13	93	283	179	54	6	2	0	0	0	0	8	1.225	0	0	0	0	38.3	43.4	
1900	428	0	0	1	11	162	169	63	16	6	0	0	0	0	22	5.14	3	0.701	0	0	41.6	45.6	
2000	314	0	0	0	22	111	123	48	10	0	0	0	0	0	10	3.185	0	0	0	0	41.2	45.4	
2100	243	0	0	0	23	74	92	44	10	0	0	0	0	0	10	4.115	0	0	0	0	41.4	46.1	
2200	275	0	0	1	40	106	90	27	7	2	2	0	0	0	11	4	3	1.091	0	0	40	44.7	
2300	131	1	0	5	10	28	51	24	8	1	2	1	0	0	12	9.16	4	3.053	1	0.763	42	47.4	
07-19	8760	283	171	276	1573	3931	2061	378	65	18	3	0	0	1	87	0.993	12	0.137	1	0.011	37	42.1	
06-22	10178	284	171	280	1659	4389	2627	613	118	32	4	0	0	1	155	1.523	18	0.177	1	0.01	37.6	42.8	
06-00	10584	285	171	286	1709	4523	2768	664	133	35	8	1	0	1	178	1.682	25	0.236	2	0.019	37.7	42.9	
00-00	11202	286	172	288	1758	4676	3013	775	178	43	9	2	1	1	234	2.089	29	0.259	4	0.036	38	43.3	

Job Name/ Title		Site 1 Location A4226 Port Rd (51.404168, -3.315747)													Speed Limit (PSL)		ACPO (SL1)		DfT (SL2)		Mean Speed	85%ile Speed
13 June 2023		to 19 June 2023													Direction Eastbound							
Time Period	Total Vehicles	0 20	25 30	35 40	45 50	55 60	65 70	75 80	85 90	95 100	105 110	115 120	125 130	135 140	50	50	57 ACPO	57 ACPO	65 DFT	65 DFT	Mean Speed	85%ile Speed
<b>16 June 2023</b>																						
0000	36	0	1	0	5	12	8	3	3	2	1	1	0	0	7	19.44	3	8.333	1	2.778	42.1	53.1
0100	76	0	0	0	11	18	24	21	2	0	0	0	0	0	2	2.632	0	0	0	0	41.2	46.7
0200	79	0	0	0	6	20	31	17	3	0	1	1	0	0	5	6.329	2	2.532	1	1.266	42.5	47.9
0300	76	0	0	0	6	16	31	15	5	2	1	0	0	0	8	10.53	2	2.632	0	0	42.9	48.6
0400	114	1	1	0	6	38	37	21	8	1	1	0	0	0	10	8.772	2	1.754	0	0	41.7	48.5
0500	173	0	0	0	4	43	49	58	13	4	1	1	0	0	19	10.98	3	1.734	1	0.578	44	49
0600	421	2	1	1	21	107	187	82	15	4	1	0	0	0	20	4.751	2	0.475	0	0	42	46.4
0700	818	26	16	40	127	338	213	45	10	3	0	0	0	0	13	1.589	1	0.122	0	0	37.5	42.7
0800	849	0	0	13	148	440	215	27	3	1	0	2	0	0	6	0.707	2	0.236	2	0.236	38.1	42.1
0900	803	5	1	13	153	410	194	21	4	1	1	0	0	0	6	0.747	1	0.125	0	0	37.8	41.8
1000	776	1	4	14	219	381	134	23	0	0	0	0	0	0	0	0	0	0	0	0	37.1	41.3
1100	754	4	5	14	145	388	171	24	3	0	0	0	0	0	3	0.398	0	0	0	0	37.5	41.7
1200	827	9	54	41	173	396	138	14	2	0	0	0	0	0	2	0.242	0	0	0	0	35.8	40.6
1300	737	1	7	18	116	351	199	41	2	2	0	0	0	0	4	0.543	1	0.136	0	0	38.3	42.7
1400	742	0	1	15	112	347	211	49	6	0	0	0	0	1	7	0.943	1	0.135	1	0.135	38.8	42.9
1500	775	4	5	11	128	404	181	40	1	0	0	1	0	0	2	0.258	1	0.129	1	0.129	38.1	42.1
1600	699	6	11	12	107	297	213	42	9	2	0	0	0	0	11	1.574	0	0	0	0	38.5	43.4
1700	672	12	17	15	44	268	238	72	5	1	0	0	0	0	6	0.893	1	0.149	0	0	39.1	44.2
1800	709	5	6	6	61	334	241	51	5	0	0	0	0	0	5	0.705	0	0	0	0	39.3	43.6
1900	459	0	0	1	33	197	166	46	14	2	0	0	0	0	16	3.486	1	0.218	0	0	40.5	44.7
2000	365	1	0	2	21	146	142	45	7	0	0	1	0	0	8	2.192	1	0.274	1	0.274	40.5	44.9
2100	363	0	0	0	50	160	114	20	14	2	2	0	1	0	19	5.234	4	1.102	1	0.275	39.9	44.1
2200	172	0	0	1	11	54	72	25	6	3	0	0	0	0	9	5.233	2	1.163	0	0	41.6	47.3
2300	134	0	0	0	3	39	62	22	4	3	0	0	1	0	8	5.97	3	2.239	1	0.746	42.5	46.3
07-19	9161	73	127	212	1533	4354	2348	449	50	10	1	3	0	1	65	0.71	8	0.087	4	0.044	38	42.5
06-22	10769	76	128	216	1658	4964	2957	642	100	18	4	4	1	1	128	1.189	16	0.149	6	0.056	38.4	42.9
06-00	11075	76	128	217	1672	5057	3091	689	110	24	4	4	2	1	145	1.309	21	0.19	7	0.063	38.5	43.1
00-00	11629	77	130	217	1710	5204	3271	824	144	33	9	7	2	1	196	1.685	33	0.284	10	0.086	38.7	43.4

Job Name/ Title		Site 1													Location A4226 Port Rd (51.404168, -3.315747)							
13 June 2023		to													19 June 2023							
		Direction													Speed Limit (PSL)		ACPO (SL1)		DfT (SL2)			
Time Period	Total Vehicles	Speed Bins													50	50	57	57	65	65	Mean Speed	85%ile Speed
		0	20	25	30	35	40	45	50	55	60	65	70	75	130	ACPO	ACPO	DFT	DFT			
<b>17 June 2023</b>																						
0000	60	0	0	0	3	19	15	13	8	1	1	0	0	0	10	16.67	2	3.333	0	0	43.6	51.8
0100	89	0	0	0	8	30	33	16	2	0	0	0	0	0	2	2.247	0	0	0	0	41.2	46.6
0200	119	0	0	0	20	46	35	11	4	1	1	1	0	0	7	5.882	2	1.681	1	0.84	40.3	45.1
0300	63	0	0	0	2	22	24	12	2	0	1	0	0	0	3	4.762	1	1.587	0	0	42	47.4
0400	73	0	0	1	6	20	32	9	3	2	0	0	0	0	5	6.849	2	2.74	0	0	42	47.7
0500	94	0	0	0	5	11	31	30	12	5	0	0	0	0	17	18.09	0	0	0	0	44.9	51.4
0600	209	0	0	0	14	52	85	43	12	2	1	0	0	0	15	7.177	2	0.957	0	0	42.6	47.5
0700	261	0	0	2	11	83	116	35	12	1	1	0	0	0	14	5.364	2	0.766	0	0	41.6	45.8
0800	516	5	1	12	37	183	218	54	4	2	0	0	0	0	6	1.163	1	0.194	0	0	40	44.4
0900	668	1	0	8	73	308	236	38	2	1	1	0	0	0	4	0.599	1	0.15	0	0	39.3	43.1
1000	797	27	20	21	156	363	174	31	5	0	0	0	0	0	5	0.627	0	0	0	0	36.7	41.9
1100	835	8	4	11	178	445	162	23	4	0	0	0	0	0	4	0.479	0	0	0	0	37.4	41.4
1200	828	12	20	58	194	383	141	16	3	0	1	0	0	0	4	0.483	1	0.121	0	0	36.1	40.8
1300	728	5	13	36	155	319	175	22	2	1	0	0	0	0	3	0.412	1	0.137	0	0	37.1	41.8
1400	685	4	2	4	107	343	192	31	2	0	0	0	0	0	2	0.292	0	0	0	0	38.4	42.2
1500	658	5	8	21	141	304	142	30	6	1	0	0	0	0	7	1.064	1	0.152	0	0	37.5	41.9
1600	561	7	0	5	37	223	231	52	3	2	1	0	0	0	6	1.07	2	0.357	0	0	40.1	44.2
1700	543	1	2	4	45	214	199	72	4	1	1	0	0	0	6	1.105	1	0.184	0	0	40.3	44.9
1800	589	6	6	26	72	207	206	57	6	2	1	0	0	0	9	1.528	3	0.509	0	0	39.1	44.3
1900	411	0	0	0	12	183	148	53	12	0	2	0	0	1	15	3.65	3	0.73	1	0.243	41	45.3
2000	307	2	0	1	34	125	91	43	11	0	0	0	0	0	11	3.583	0	0	0	0	40.2	45.8
2100	323	1	0	4	37	121	122	30	5	2	0	1	0	0	8	2.477	1	0.31	1	0.31	40	44.3
2200	208	0	0	2	26	67	77	27	8	1	0	0	0	0	9	4.327	0	0	0	0	40.7	45.7
2300	246	0	0	7	53	101	64	16	4	0	1	0	0	0	5	2.033	1	0.407	0	0	38.5	43.6
07-19	7669	81	76	208	1206	3375	2192	461	53	11	6	0	0	0	70	0.913	13	0.17	0	0	38.3	42.8
06-22	8919	84	76	213	1303	3856	2638	630	93	15	9	1	0	1	119	1.334	19	0.213	2	0.022	38.6	43.3
06-00	9373	84	76	222	1382	4024	2779	673	105	16	10	1	0	1	133	1.419	20	0.213	2	0.021	38.7	43.3
00-00	9871	84	76	223	1426	4172	2949	764	136	25	13	2	0	1	177	1.793	27	0.274	3	0.03	38.8	43.5

Job Name/ Title		Site 1													Location A4226 Port Rd (51.404168, -3.315747)							
13 June 2023		to													19 June 2023							
		Direction													Speed Limit (PSL)		ACPO (SL1)		DfT (SL2)		Mean	85%ile
Time Period	Total Vehicles	0	20	25	30	35	40	45	50	55	60	65	70	75	50	50	57	57	65	65	Speed	Speed
		20	25	30	35	40	45	50	55	60	65	70	75	130			ACPO	ACPO	DFT	DFT		
<b>18 June 2023</b>																						
0000	152	0	0	0	19	57	48	19	4	4	1	0	0	0	9	5.921	3	1.974	0	0	40.7	45.9
0100	110	0	0	0	9	28	57	11	5	0	0	0	0	0	5	4.545	0	0	0	0	41.3	45.1
0200	63	0	0	0	7	13	20	15	3	5	0	0	0	0	8	12.7	2	3.175	0	0	42.9	48.9
0300	56	0	0	0	5	19	16	10	2	3	0	1	0	0	6	10.71	1	1.786	1	1.786	42.3	48.6
0400	81	0	0	0	6	26	25	17	7	0	0	0	0	0	7	8.642	0	0	0	0	42	48.1
0500	83	0	0	0	1	12	29	25	13	3	0	0	0	0	16	19.28	1	1.205	0	0	45.2	51.8
0600	117	0	0	0	0	21	50	32	13	1	0	0	0	0	14	11.97	1	0.855	0	0	44.1	49.5
0700	158	3	0	0	2	31	75	32	8	6	1	0	0	0	15	9.494	2	1.266	0	0	43.2	48.4
0800	249	5	0	0	3	34	115	71	17	4	0	0	0	0	21	8.434	1	0.402	0	0	43.5	48.5
0900	554	9	6	5	72	260	161	35	5	1	0	0	0	0	6	1.083	1	0.181	0	0	38.5	42.7
1000	689	4	14	24	103	286	212	41	2	3	0	0	0	0	5	0.726	2	0.29	0	0	38.3	43.1
1100	858	7	21	54	161	422	165	20	7	1	0	0	0	0	8	0.932	1	0.117	0	0	36.8	41.4
1200	855	58	33	39	162	391	145	21	2	4	0	0	0	0	6	0.702	1	0.117	0	0	35.4	40.9
1300	884	1	0	12	172	524	158	15	2	0	0	0	0	0	2	0.226	0	0	0	0	37.5	40.6
1400	688	11	4	15	98	346	189	22	3	0	0	0	0	0	3	0.436	0	0	0	0	38	42.1
1500	651	0	0	7	132	291	168	48	4	0	1	0	0	0	5	0.768	1	0.154	0	0	38.6	42.8
1600	609	3	14	2	84	298	176	27	4	0	0	1	0	0	5	0.821	1	0.164	1	0.164	38.4	42.5
1700	651	0	2	0	52	328	219	44	4	1	1	0	0	0	6	0.922	2	0.307	0	0	39.6	43.4
1800	550	0	0	0	37	215	225	59	11	3	0	0	0	0	14	2.545	0	0	0	0	40.7	44.6
1900	296	0	0	0	12	93	137	39	11	0	4	0	0	0	15	5.068	4	1.351	0	0	41.9	45.9
2000	260	0	0	4	18	62	116	54	5	1	0	0	0	0	6	2.308	1	0.385	0	0	41.7	46
2100	196	1	0	1	11	44	85	38	11	3	0	2	0	0	16	8.163	3	1.531	2	1.02	42.6	47.4
2200	107	0	0	0	5	36	35	23	5	3	0	0	0	0	8	7.477	2	1.869	0	0	42.4	46.6
2300	97	0	1	1	6	26	33	22	4	2	1	0	0	1	8	8.247	4	4.124	1	1.031	42.9	48.9
07-19	7396	101	94	158	1078	3426	2008	435	69	23	3	1	0	0	96	1.298	12	0.162	1	0.014	38.3	42.9
06-22	8265	102	94	163	1119	3646	2396	598	109	28	7	3	0	0	147	1.779	21	0.254	3	0.036	38.7	43.4
06-00	8469	102	95	164	1130	3708	2464	643	118	33	8	3	0	1	163	1.925	27	0.319	4	0.047	38.8	43.5
00-00	9014	102	95	164	1177	3863	2659	740	152	48	9	4	0	1	214	2.374	34	0.377	5	0.055	39	43.8

Job Name/ Title		Site 1 Location A4226 Port Rd (51.404168, -3.315747)													Speed Limit (PSL)		ACPO (SL1)		DfT (SL2)		Mean Speed	85%ile Speed
13 June 2023		to 19 June 2023													Direction Eastbound							
Time Period	Total Vehicles	0 20	20 25	25 30	30 35	35 40	40 45	45 50	50 55	55 60	60 65	65 70	70 75	75 130	50	50	57 ACPO	57 ACPO	65 DFT	65 DFT	Mean Speed	85%ile Speed
<b>19 June 2023</b>																						
0000	58	0	0	1	14	22	12	7	2	0	0	0	0	0	2	3.448	0	0	0	0	38.9	45.5
0100	110	0	0	1	14	43	34	15	3	0	0	0	0	0	3	2.727	0	0	0	0	40.1	45.4
0200	72	0	0	1	11	26	25	5	3	0	0	1	0	0	4	5.556	1	1.389	1	1.389	40.2	44.9
0300	119	0	0	0	11	50	39	15	2	2	0	0	0	0	4	3.361	2	1.681	0	0	40.7	45.2
0400	116	0	0	1	5	26	40	31	8	5	0	0	0	0	13	11.21	1	0.862	0	0	43.5	48.6
0500	191	0	0	0	11	37	57	61	20	5	0	0	0	0	25	13.09	1	0.524	0	0	44	49.6
0600	448	0	0	0	17	100	214	99	13	5	0	0	0	0	18	4.018	2	0.446	0	0	42.5	46.3
0700	854	5	0	6	76	411	289	57	8	2	0	0	0	0	10	1.171	1	0.117	0	0	39.4	43.4
0800	879	84	63	28	183	349	135	30	5	2	0	0	0	0	7	0.796	0	0	0	0	33.9	41.4
0900	649	2	5	5	105	314	179	33	6	0	0	0	0	0	6	0.924	0	0	0	0	38.5	42.4
1000	693	0	1	35	157	347	130	17	6	0	0	0	0	0	6	0.866	0	0	0	0	37.1	41.2
1100	644	1	0	9	96	353	156	27	2	0	0	0	0	0	2	0.311	0	0	0	0	38.3	41.9
1200	588	1	3	15	77	253	203	32	4	0	0	0	0	0	4	0.68	0	0	0	0	38.9	42.9
1300	648	28	8	18	89	322	153	25	2	2	1	0	0	0	5	0.772	2	0.309	0	0	37.2	41.8
1400	730	3	12	21	146	354	166	24	4	0	0	0	0	0	4	0.548	0	0	0	0	37.4	41.7
1500	663	2	8	19	64	289	233	39	7	1	0	1	0	0	9	1.357	2	0.302	1	0.151	39	43.1
1600	676	1	0	10	108	307	204	39	5	2	0	0	0	0	7	1.036	0	0	0	0	38.8	43
1700	738	19	5	13	140	319	196	38	7	1	0	0	0	0	8	1.084	0	0	0	0	37.9	42.7
1800	599	4	2	6	60	229	233	58	6	1	0	0	0	0	7	1.169	1	0.167	0	0	39.7	44
1900	340	2	6	1	11	85	171	52	9	2	1	0	0	0	12	3.529	1	0.294	0	0	41.6	45.7
2000	266	1	0	0	17	72	111	46	12	4	1	2	0	0	19	7.143	6	2.256	2	0.752	42.1	46.6
2100	229	0	1	1	10	68	91	48	7	2	0	0	0	1	10	4.367	2	0.873	1	0.437	42.2	46.9
2200	107	1	0	0	5	27	38	27	6	3	0	0	0	0	9	8.411	0	0	0	0	42.6	48.3
2300	252	0	0	3	60	88	63	28	8	2	0	0	0	0	10	3.968	2	0.794	0	0	39.2	45.1
07-19	8361	150	107	185	1301	3847	2277	419	62	11	1	1	0	0	75	0.897	6	0.072	1	0.012	37.9	42.6
06-22	9644	153	114	187	1356	4172	2864	664	103	24	3	3	0	1	134	1.389	17	0.176	4	0.041	38.5	43.4
06-00	10003	154	114	190	1421	4287	2965	719	117	29	3	3	0	1	153	1.53	19	0.19	4	0.04	38.5	43.4
00-00	10669	154	114	194	1487	4491	3172	853	155	41	3	4	0	1	204	1.912	24	0.225	5	0.047	38.7	43.7

Job Name/ Title		Site 1 Location A4226 Port Rd (51.404168, -3.315747)													Speed Limit (PSL)		ACPO (SL1)		DfT (SL2)		Mean Speed	85%ile Speed
13 June 2023		to 19 June 2023													Direction Eastbound							
Time Period	Total Vehicles	0 20	20 25	25 30	30 35	35 40	40 45	45 50	50 55	55 60	60 65	65 70	70 75	75 130	50	50	57 ACPO	57 ACPO	65 DFT	65 DFT	Mean Speed	85%ile Speed
<b>Average Day</b>																						
0000	78	0	0	0	10	26	22	12	4	2	1	0	0	0	6	8.287	2	2.947	0	0.368	41.4	47.5
0100	79	0	0	0	8	24	29	15	3	1	0	0	0	0	4	5.216	0	0.36	0	0.18	41.5	47
0200	60	0	0	0	7	19	20	9	3	1	0	0	0	0	5	7.656	1	1.675	0	0.718	41.4	46.9
0300	78	0	0	0	7	26	28	12	2	1	0	0	0	0	4	5.515	1	1.287	0	0.368	41.4	46.1
0400	100	0	0	1	6	28	35	20	8	2	0	0	0	0	10	9.829	1	0.855	0	0	42.4	48.1
0500	153	0	0	0	6	26	53	47	16	4	1	0	0	0	21	13.74	2	1.495	0	0.28	44.3	49.8
0600	351	1	0	1	18	89	149	71	16	4	0	0	0	0	21	5.904	2	0.489	0	0	42.3	46.8
0700	664	22	16	20	82	259	205	49	9	3	0	0	0	0	12	1.808	2	0.237	0	0	38.1	43.5
0800	729	170	34	35	101	213	131	34	7	3	0	0	0	0	11	1.45	2	0.255	0	0.059	31.3	42
0900	693	5	3	6	102	351	188	32	5	1	0	0	0	0	6	0.866	1	0.124	0	0.021	38.4	42.3
1000	710	5	6	16	149	357	150	24	3	1	0	0	0	0	4	0.563	1	0.08	0	0	37.5	41.6
1100	734	4	7	19	148	377	151	22	4	1	0	0	0	0	5	0.682	1	0.078	0	0	37.4	41.5
1200	749	12	17	28	156	351	158	22	3	1	0	0	0	0	5	0.687	1	0.134	0	0	36.9	41.5
1300	724	33	15	23	129	336	155	27	3	2	0	0	0	0	5	0.671	1	0.178	0	0.02	36.5	41.7
1400	722	4	8	20	139	339	176	29	5	0	0	0	0	0	6	0.812	0	0.059	0	0.04	37.7	41.9
1500	709	3	5	15	129	319	191	40	5	1	0	0	0	0	6	0.886	1	0.121	0	0.04	38.2	42.5
1600	675	9	7	13	115	293	192	38	7	1	0	0	0	0	9	1.269	1	0.148	0	0.021	38.2	42.9
1700	681	14	8	12	82	284	222	51	6	1	0	0	0	0	7	1.028	1	0.105	0	0	38.7	43.5
1800	622	6	6	12	65	253	215	56	7	1	0	0	0	0	9	1.515	1	0.184	0	0.069	39.3	44
1900	397	0	1	2	23	148	157	50	11	2	1	0	0	0	15	3.781	2	0.612	0	0.072	41	45.3
2000	310	1	0	2	25	112	113	46	9	1	1	1	0	0	11	3.461	2	0.6	1	0.185	40.8	45.5
2100	269	1	0	1	28	94	97	36	9	2	0	0	0	0	12	4.574	2	0.585	1	0.266	40.8	45.6
2200	164	1	0	1	15	54	59	25	6	3	0	0	0	0	9	5.652	2	1.043	0	0.087	41.2	46.2
2300	172	0	0	2	25	61	55	21	5	1	1	0	0	0	7	4.156	2	1.33	1	0.333	40.2	45.5
07-19	8412	287	132	218	1397	3734	2133	425	65	15	3	1	0	1	85	1.007	12	0.141	2	0.022	37.3	42.4
06-22	9737	291	134	224	1491	4176	2650	628	110	24	6	2	0	1	143	1.473	19	0.2	3	0.035	37.8	43.1
06-00	10073	292	134	228	1531	4291	2763	674	121	28	7	2	0	1	160	1.587	23	0.233	4	0.041	37.9	43.2
00-00	10621	292	135	230	1574	4439	2951	790	156	39	9	4	1	1	210	1.979	31	0.293	6	0.054	38.2	43.5

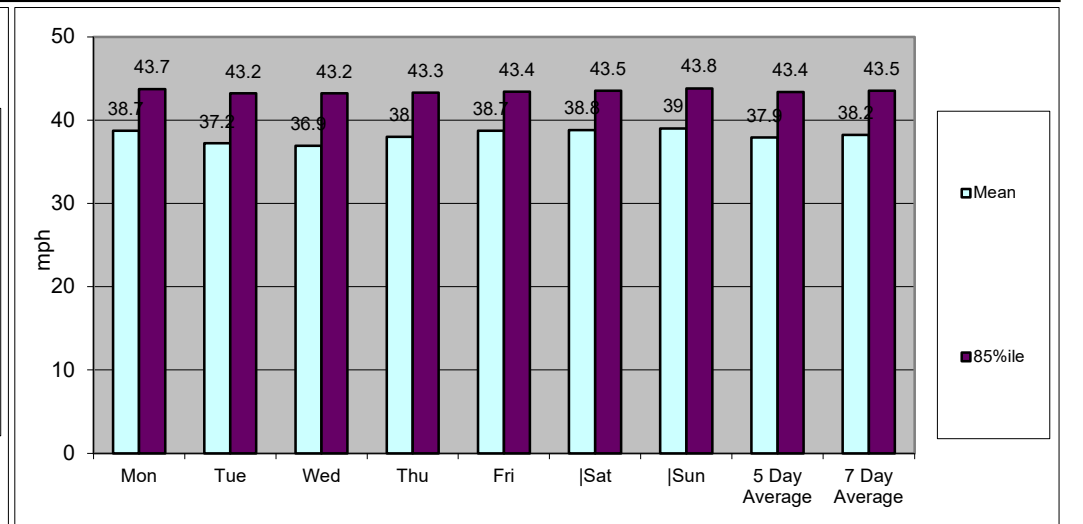
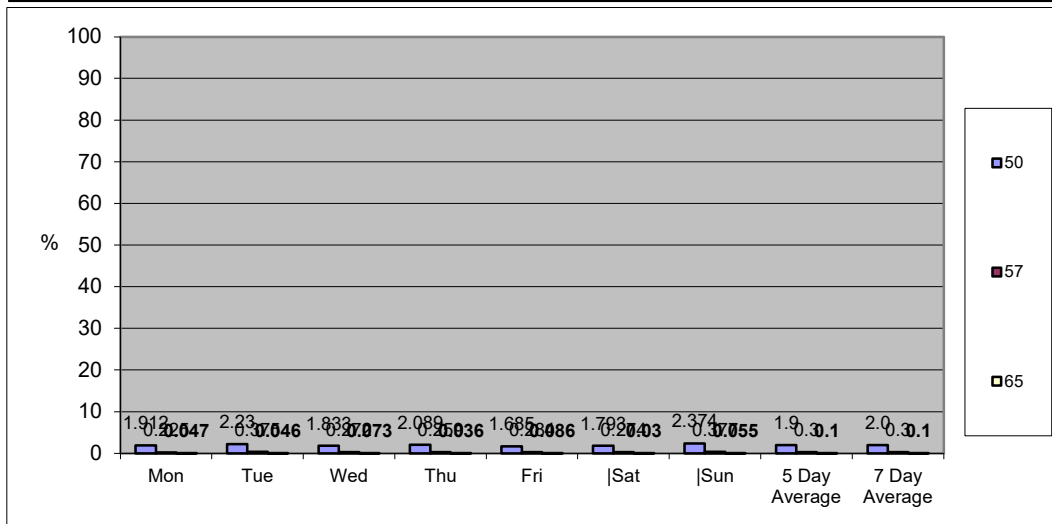
Job Name/ Title										Site 1 Location A4226 Port Rd (51.404168, -3.315747)									
13 June 2023					to					19 June 2023					Direction Eastbound				
Time Period	Total Vehicles	Speed Bins										Speed Limit (PSL)		ACPO (SL1)		DfT (SL2)		Mean Speed	85%ile Speed
		0-20	20-25	25-30	30-35	35-40	40-45	45-50	50-55	55-60	60-65	65-70	70-75	75-130	50	50	57		

Virtual Week																						
Mon	10669	154	114	194	1487	4491	3172	853	155	41	3	4	0	1	204	1.912	24	0.225	5	0.047	38.7	43.7
Tue	10941	579	170	269	1769	4426	2709	775	180	46	13	3	1	1	244	2.23	41	0.375	5	0.046	37.2	43.2
Wed	11021	762	185	255	1694	4244	2883	796	150	38	6	4	1	3	202	1.833	30	0.272	8	0.073	36.9	43.2
Thu	11202	286	172	288	1758	4676	3013	775	178	43	9	2	1	1	234	2.089	29	0.259	4	0.036	38	43.3
Fri	11629	77	130	217	1710	5204	3271	824	144	33	9	7	2	1	196	1.685	33	0.284	10	0.086	38.7	43.4
Sat	9871	84	76	223	1426	4172	2949	764	136	25	13	2	0	1	177	1.793	27	0.274	3	0.03	38.8	43.5
Sun	9014	102	95	164	1177	3863	2659	740	152	48	9	4	0	1	214	2.374	34	0.377	5	0.055	39	43.8

5 Day Average																						
[--]	11092	372	154	245	1684	4608	3010	805	161	40	8	4	1	1	216	1.9	31	0.3	6	0.1	37.9	43.4

7 Day Average																						
[--]	10621	292	135	230	1574	4439	2951	790	156	39	9	4	1	1	210	2.0	31	0.3	6	0.1	38.2	43.5

Total Vehicles																						
[--]	74347	2044	942	1610	11021	31076	20656	5527	1095	274	62	26	5	9	1471	2	218	0	40	0	38	44



Job Name/ Title		Site 1		Location A4226 Port Rd (51.404168, -3.315747)										
13 June 2023		to 19 June 2023		Direction Westbound										
TIME PERIOD	TOTAL VEHICLES	MOTOR-CYCLES	CARS OR CAR-BASED LGV	LIGHT GOODS VEHICLE S	BUSES	TWO AXLE, SIX TYRE, RIGID	THREE AXLE RIGID	FOUR OR MORE AXLE RIGID	FOUR OR LESS AXLE ARTIC	FIVE AXLE ARTIC	SIX OR MORE AXLE ARTIC	FIVE OR LESS AXLE MULTI-TRAILER ARTIC	SIX AXLE MULTI-TRAILER ARTIC	SEVEN OR MORE AXLE ARTIC
<b>13 June 2023</b>														
0000	90	1	59	26	2	1	0	0	0	0	0	1	0	0
0100	28	0	24	3	0	1	0	0	0	0	0	0	0	0
0200	75	0	58	16	0	1	0	0	0	0	0	0	0	0
0300	147	1	104	37	0	0	1	0	0	0	1	3	0	0
0400	109	0	73	32	1	1	0	0	0	0	0	2	0	0
0500	183	5	134	31	4	3	1	0	1	0	1	2	0	1
0600	371	3	277	72	3	6	2	0	0	0	1	6	0	1
0700	527	5	355	140	6	12	2	0	0	0	3	3	0	1
0800	566	2	421	115	2	16	0	0	5	0	1	2	0	2
0900	537	4	369	127	6	12	3	0	6	0	2	6	0	2
1000	616	11	459	125	3	7	3	0	3	0	3	1	0	1
1100	660	7	500	119	2	9	3	0	8	0	1	8	0	3
1200	728	13	559	130	4	9	1	0	3	0	1	6	0	2
1300	577	4	449	99	5	8	0	0	6	0	1	4	0	1
1400	673	14	505	130	4	6	1	0	5	0	3	4	0	1
1500	800	9	601	167	10	2	1	0	6	0	2	2	0	0
1600	926	12	739	146	5	8	2	1	2	0	1	6	0	4
1700	976	8	789	150	7	5	2	0	4	1	1	6	0	3
1800	698	8	572	114	1	0	0	0	0	0	0	2	1	0
1900	484	6	387	79	1	4	0	0	2	0	3	2	0	0
2000	414	7	338	62	1	3	0	0	1	0	1	1	0	0
2100	271	5	228	35	1	2	0	0	0	0	0	0	0	0
2200	239	0	189	47	1	0	0	0	0	0	1	1	0	0
2300	126	0	95	25	3	2	0	0	0	0	0	1	0	0
07-19	8284	97	6318	1562	55	94	18	1	48	1	19	50	1	20
06-22	9824	118	7548	1810	61	109	20	1	51	1	24	59	1	21
06-00	10189	118	7832	1882	65	111	20	1	51	1	25	61	1	21
00-00	10821	125	8284	2027	72	118	22	1	52	1	27	69	1	22



Job Name/ Title		Site 1		Location A4226 Port Rd (51.404168, -3.315747)										
13 June 2023		to 19 June 2023		Direction Westbound										
TIME PERIOD	TOTAL VEHICLES	MOTOR-CYCLES	CARS OR CAR-BASED LGV	LIGHT GOODS VEHICLES	BUSES	TWO AXLE, SIX TYRE, RIGID	THREE AXLE RIGID	FOUR OR MORE AXLE RIGID	FOUR OR LESS AXLE ARTIC	FIVE AXLE ARTIC	SIX OR MORE AXLE ARTIC	FIVE OR LESS AXLE MULTI-TRAILER ARTIC	SIX AXLE MULTI-TRAILER ARTIC	SEVEN OR MORE AXLE ARTIC
<b>14 June 2023</b>														
0000	40	0	30	7	1	0	0	0	0	0	0	2	0	0
0100	25	0	20	4	0	1	0	0	0	0	0	0	0	0
0200	58	0	46	10	0	0	1	0	0	0	0	1	0	0
0300	131	0	103	24	0	1	0	0	0	0	0	3	0	0
0400	125	0	93	30	1	0	0	0	0	0	0	1	0	0
0500	195	7	146	29	3	1	1	0	2	0	3	3	0	0
0600	381	9	276	76	5	5	0	0	2	0	3	5	0	0
0700	497	2	351	120	3	9	1	1	2	0	1	5	0	2
0800	529	6	404	100	0	9	4	0	3	0	1	1	0	1
0900	601	6	422	146	4	12	1	0	2	0	2	5	0	1
1000	597	5	440	115	4	16	0	0	7	0	3	5	0	2
1100	648	6	493	109	6	10	2	0	10	0	2	9	0	1
1200	709	6	530	135	3	16	1	0	3	0	3	11	0	1
1300	678	4	535	103	5	12	2	0	2	0	2	11	0	2
1400	675	7	530	114	2	9	0	1	4	0	2	5	0	1
1500	857	7	670	146	10	5	0	0	7	0	4	7	0	1
1600	875	9	689	137	4	10	2	5	8	0	3	8	0	0
1700	951	9	777	144	1	3	5	1	5	0	1	4	0	1
1800	755	9	594	136	3	4	1	0	0	0	1	5	0	2
1900	584	13	468	92	3	3	0	0	3	0	1	1	0	0
2000	481	20	374	77	2	3	0	0	4	0	0	1	0	0
2100	320	12	253	49	0	1	0	0	3	0	1	1	0	0
2200	236	5	172	55	1	1	0	0	0	0	0	2	0	0
2300	109	0	83	22	2	2	0	0	0	0	0	0	0	0
07-19	8372	76	6435	1505	45	115	19	8	53	0	25	76	0	15
06-22	10138	130	7806	1799	55	127	19	8	65	0	30	84	0	15
06-00	10483	135	8061	1876	58	130	19	8	65	0	30	86	0	15
00-00	11057	142	8499	1980	63	133	21	8	67	0	33	96	0	15

Job Name/ Title		Site 1		Location A4226 Port Rd (51.404168, -3.315747)										
13 June 2023		to 19 June 2023		Direction Westbound										
TIME PERIOD	TOTAL VEHICLES	MOTOR-CYCLES	CARS OR CAR-BASED LGV	LIGHT GOODS VEHICLE S	BUSES	TWO AXLE, SIX TYRE, RIGID	THREE AXLE RIGID	FOUR OR MORE AXLE RIGID	FOUR OR LESS AXLE ARTIC	FIVE AXLE ARTIC	SIX OR MORE AXLE ARTIC	FIVE OR LESS AXLE MULTI-TRAILER ARTIC	SIX AXLE MULTI-TRAILER ARTIC	SEVEN OR MORE AXLE ARTIC
<b>15 June 2023</b>														
0000	78	1	60	14	1	0	0	0	0	0	0	2	0	0
0100	50	0	37	12	1	0	0	0	0	0	0	0	0	0
0200	84	0	67	16	0	1	0	0	0	0	0	0	0	0
0300	143	2	105	32	0	0	0	0	0	0	0	4	0	0
0400	107	0	86	18	0	0	0	0	1	0	0	2	0	0
0500	201	4	151	36	3	3	0	0	0	0	0	4	0	0
0600	406	4	300	78	5	5	2	0	4	0	5	2	0	1
0700	494	6	336	116	2	18	4	0	7	0	3	1	0	1
0800	548	5	386	127	2	14	1	0	6	0	3	4	0	0
0900	469	4	322	116	4	11	0	0	0	0	2	8	0	2
1000	574	12	400	123	7	12	4	0	10	0	1	4	0	1
1100	624	9	443	135	6	13	1	0	2	0	2	12	0	1
1200	716	7	535	136	1	16	3	1	4	1	6	5	0	1
1300	692	8	522	142	1	10	0	0	1	0	1	5	0	2
1400	662	8	497	126	4	16	0	1	5	0	2	2	0	1
1500	835	6	644	158	5	11	1	0	2	0	2	4	0	2
1600	857	12	667	153	4	9	1	0	4	0	3	4	0	0
1700	910	7	722	165	3	3	1	1	1	0	3	3	0	1
1800	800	9	645	131	1	4	2	2	3	0	0	3	0	0
1900	548	7	443	91	0	1	2	0	2	0	0	2	0	0
2000	454	4	365	80	2	0	0	0	1	0	0	2	0	0
2100	358	5	278	69	2	2	0	0	0	0	1	1	0	0
2200	286	1	225	58	1	0	0	0	0	0	1	0	0	0
2300	118	0	91	19	2	2	0	0	0	1	0	3	0	0
07-19	8181	93	6119	1628	40	137	18	5	45	1	28	55	0	12
06-22	9947	113	7505	1946	49	145	22	5	52	1	34	62	0	13
06-00	10351	114	7821	2023	52	147	22	5	52	2	35	65	0	13
00-00	11014	121	8327	2151	57	151	22	5	53	2	35	77	0	13

Job Name/ Title		Site	Location												
13 June 2023 to 19 June 2023		1	A4226 Port Rd (51.404168, -3.315747)												
		Direction		Westbound											
TIME PERIOD	TOTAL VEHICLES	MOTOR-CYCLES	CARS OR CAR-BASED LGV	LIGHT GOODS VEHICLE S	BUSES	TWO AXLE, SIX TYRE, RIGID	THREE AXLE RIGID	FOUR OR MORE AXLE RIGID	FOUR OR LESS AXLE ARTIC	FIVE AXLE ARTIC	SIX OR MORE AXLE ARTIC	FIVE OR LESS AXLE MULTI-TRAILER ARTIC	SIX AXLE MULTI-TRAILER ARTIC	SEVEN OR MORE AXLE ARTIC	
<b>16 June 2023</b>															
0000	72	1	49	21	0	0	0	0	1	0	0	0	0	0	
0100	51	1	33	15	0	2	0	0	0	0	0	0	0	0	
0200	81	0	61	16	0	2	0	0	1	0	0	1	0	0	
0300	150	2	111	31	0	1	0	0	2	0	0	3	0	0	
0400	139	1	102	33	2	0	0	0	0	0	1	0	0	0	
0500	184	4	148	21	4	3	0	0	1	0	1	2	0	0	
0600	381	6	294	68	3	2	0	0	1	0	1	6	0	0	
0700	504	4	344	133	6	6	1	0	5	0	3	2	0	0	
0800	547	1	392	126	3	18	1	0	0	1	1	2	0	2	
0900	587	2	419	138	5	8	1	0	3	0	3	7	0	1	
1000	620	11	466	115	4	13	1	0	3	0	4	3	0	0	
1100	660	9	494	134	3	13	0	0	3	0	2	2	0	0	
1200	730	7	570	128	4	10	1	0	3	0	2	3	0	2	
1300	717	9	554	134	4	5	1	0	2	0	2	5	0	1	
1400	732	6	551	154	4	9	0	0	4	0	0	1	0	3	
1500	833	5	661	145	6	6	2	1	4	0	2	1	0	0	
1600	959	7	753	182	5	4	2	0	2	0	2	2	0	0	
1700	944	10	765	155	2	6	0	0	3	0	2	1	0	0	
1800	702	13	566	117	1	0	0	1	1	0	1	1	0	1	
1900	624	5	510	101	2	3	0	0	1	0	1	1	0	0	
2000	453	3	356	88	3	0	0	0	2	0	0	1	0	0	
2100	338	2	252	81	2	1	0	0	0	0	0	0	0	0	
2200	320	1	266	51	1	0	0	0	0	0	0	1	0	0	
2300	189	4	148	32	3	2	0	0	0	0	0	0	0	0	
07-19	8535	84	6535	1661	47	98	10	2	33	1	24	30	0	10	
06-22	10331	100	7947	1999	57	104	10	2	37	1	26	38	0	10	
06-00	10840	105	8361	2082	61	106	10	2	37	1	26	39	0	10	
00-00	11517	114	8865	2219	67	114	10	2	42	1	28	45	0	10	

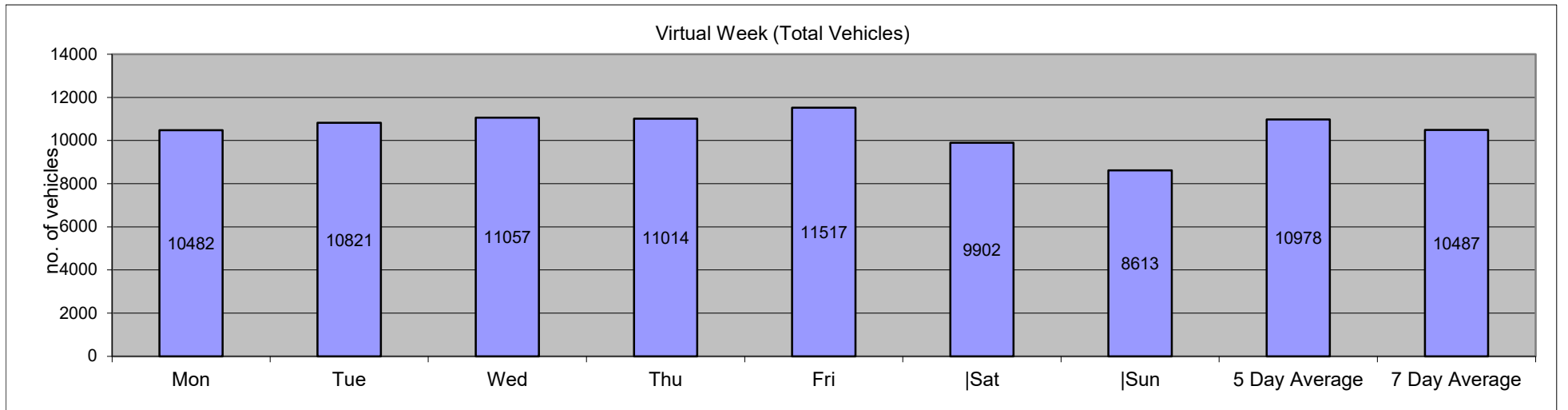
Job Name/ Title		Site 1		Location A4226 Port Rd (51.404168, -3.315747)										
13 June 2023		to 19 June 2023		Direction Westbound										
TIME PERIOD	TOTAL VEHICLES	MOTOR-CYCLES	CARS OR CAR-BASED LGV	LIGHT GOODS VEHICLE S	BUSES	TWO AXLE, SIX TYRE, RIGID	THREE AXLE RIGID	FOUR OR MORE AXLE RIGID	FOUR OR LESS AXLE ARTIC	FIVE AXLE ARTIC	SIX OR MORE AXLE ARTIC	FIVE OR LESS AXLE MULTI-TRAILER ARTIC	SIX AXLE MULTI-TRAILER ARTIC	SEVEN OR MORE AXLE ARTIC
<b>17 June 2023</b>														
0000	119	2	87	26	1	1	0	0	1	0	0	1	0	0
0100	102	0	76	25	0	0	0	0	0	0	0	1	0	0
0200	77	0	56	21	0	0	0	0	0	0	0	0	0	0
0300	149	2	107	34	0	1	1	0	2	0	0	2	0	0
0400	103	0	84	18	0	1	0	0	0	0	0	0	0	0
0500	119	2	88	22	3	3	0	0	0	0	0	1	0	0
0600	164	4	130	22	3	5	0	0	0	0	0	0	0	0
0700	180	3	122	42	2	7	1	1	1	0	1	0	0	0
0800	265	2	194	59	3	6	1	0	0	0	0	0	0	0
0900	459	2	359	89	2	3	2	0	0	0	1	1	0	0
1000	603	11	477	103	1	8	1	0	2	0	0	0	0	0
1100	812	10	663	126	3	4	0	0	4	0	0	2	0	0
1200	855	12	711	127	1	4	0	0	0	0	0	0	0	0
1300	780	10	621	143	2	4	0	0	0	0	0	0	0	0
1400	777	13	636	117	2	2	0	1	4	0	1	1	0	0
1500	764	6	612	137	1	2	1	1	4	0	0	0	0	0
1600	653	14	525	108	0	3	0	0	2	0	0	0	1	0
1700	725	9	594	117	1	4	0	0	0	0	0	0	0	0
1800	564	3	465	94	1	1	0	0	0	0	0	0	0	0
1900	467	6	372	81	2	4	0	0	2	0	0	0	0	0
2000	366	5	294	63	1	2	0	0	1	0	0	0	0	0
2100	329	3	252	72	1	0	0	0	0	0	1	0	0	0
2200	250	2	204	39	1	2	0	1	1	0	0	0	0	0
2300	220	1	167	51	1	0	0	0	0	0	0	0	0	0
07-19	7437	95	5979	1262	19	48	6	3	17	0	3	4	1	0
06-22	8763	113	7027	1500	26	59	6	3	20	0	4	4	1	0
06-00	9233	116	7398	1590	28	61	6	4	21	0	4	4	1	0
00-00	9902	122	7896	1736	32	67	7	4	24	0	4	9	1	0

Job Name/ Title		Site 1		Location A4226 Port Rd (51.404168, -3.315747)										
13 June 2023		to 19 June 2023		Direction Westbound										
TIME PERIOD	TOTAL VEHICLES	MOTOR-CYCLES	CARS OR CAR-BASED LGV	LIGHT GOODS VEHICLE S	BUSES	TWO AXLE, SIX TYRE, RIGID	THREE AXLE RIGID	FOUR OR MORE AXLE RIGID	FOUR OR LESS AXLE ARTIC	FIVE AXLE ARTIC	SIX OR MORE AXLE ARTIC	FIVE OR LESS AXLE MULTI-TRAILER ARTIC	SIX AXLE MULTI-TRAILER ARTIC	SEVEN OR MORE AXLE ARTIC
<b>18 June 2023</b>														
0000	134	0	94	39	0	1	0	0	0	0	0	0	0	0
0100	79	0	54	24	0	1	0	0	0	0	0	0	0	0
0200	66	0	52	13	0	1	0	0	0	0	0	0	0	0
0300	113	1	81	29	0	1	0	0	0	0	1	0	0	0
0400	132	0	95	36	0	0	0	0	0	0	0	1	0	0
0500	91	2	78	11	0	0	0	0	0	0	0	0	0	0
0600	123	4	99	18	1	1	0	0	0	0	0	0	0	0
0700	88	5	66	14	1	2	0	0	0	0	0	0	0	0
0800	161	6	114	38	1	0	0	0	2	0	0	0	0	0
0900	327	13	253	51	2	2	3	0	1	0	0	1	0	1
1000	528	14	439	67	1	2	1	0	2	0	1	1	0	0
1100	805	13	662	119	0	3	0	0	5	0	1	1	0	1
1200	832	11	700	114	1	2	1	1	1	0	0	0	0	1
1300	791	11	658	114	0	3	0	0	2	0	0	1	0	2
1400	734	12	596	117	2	1	0	0	4	0	0	2	0	0
1500	661	6	555	91	0	4	1	0	2	0	1	0	0	1
1600	673	13	554	103	1	0	0	0	2	0	0	0	0	0
1700	598	5	491	98	1	0	0	0	3	0	0	0	0	0
1800	501	3	410	84	2	1	0	0	1	0	0	0	0	0
1900	358	0	298	59	0	1	0	0	0	0	0	0	0	0
2000	317	0	253	57	3	2	0	0	1	0	1	0	0	0
2100	203	0	172	31	0	0	0	0	0	0	0	0	0	0
2200	186	0	159	25	1	1	0	0	0	0	0	0	0	0
2300	112	0	83	27	1	1	0	0	0	0	0	0	0	0
07-19	6699	112	5498	1010	12	20	6	1	25	0	3	6	0	6
06-22	7700	116	6320	1175	16	24	6	1	26	0	4	6	0	6
06-00	7998	116	6562	1227	18	26	6	1	26	0	4	6	0	6
00-00	8613	119	7016	1379	18	30	6	1	26	0	5	7	0	6

Job Name/ Title		Site	Location												
13 June 2023 to 19 June 2023		1	A4226 Port Rd (51.404168, -3.315747)												
		Direction		Westbound											
TIME PERIOD	TOTAL VEHICLES	MOTOR-CYCLES	CARS OR CAR-BASED LGV	LIGHT GOODS VEHICLE S	BUSES	TWO AXLE, SIX TYRE, RIGID	THREE AXLE RIGID	FOUR OR MORE AXLE RIGID	FOUR OR LESS AXLE ARTIC	FIVE AXLE ARTIC	SIX OR MORE AXLE ARTIC	FIVE OR LESS AXLE MULTI-TRAILER ARTIC	SIX AXLE MULTI-TRAILER ARTIC	SEVEN OR MORE AXLE ARTIC	
<b>19 June 2023</b>															
0000	88	1	52	33	1	1	0	0	0	0	0	0	0	0	
0100	60	0	43	16	0	1	0	0	0	0	0	0	0	0	
0200	81	0	65	15	0	0	0	0	1	0	0	0	0	0	
0300	122	0	97	23	0	0	0	0	0	0	1	1	0	0	
0400	143	1	109	29	1	1	0	0	2	0	0	0	0	0	
0500	186	5	144	29	2	4	0	0	1	0	0	0	0	1	
0600	376	4	281	68	3	4	2	0	3	0	1	8	0	2	
0700	544	3	379	126	6	10	2	0	9	0	6	1	0	2	
0800	550	2	408	114	2	18	0	0	1	0	2	2	0	1	
0900	489	2	331	124	6	11	0	0	1	0	7	6	0	1	
1000	531	4	381	120	4	9	2	1	2	0	3	4	0	1	
1100	605	7	445	126	3	11	0	0	3	0	3	6	0	1	
1200	596	5	432	134	3	7	0	1	4	0	6	4	0	0	
1300	607	9	462	108	3	15	0	0	2	0	5	2	0	1	
1400	689	7	517	141	2	8	1	0	2	0	2	9	0	0	
1500	816	6	640	135	6	11	0	0	0	0	5	10	0	3	
1600	915	7	717	169	4	6	1	0	1	0	4	5	0	1	
1700	923	9	755	144	3	5	0	0	1	0	2	3	0	1	
1800	642	7	514	112	1	2	0	2	2	0	0	1	0	1	
1900	485	7	380	94	1	2	0	0	0	0	0	1	0	0	
2000	379	9	303	59	2	2	0	0	2	0	1	1	0	0	
2100	275	2	214	55	1	1	0	0	0	0	1	1	0	0	
2200	220	2	180	36	1	0	0	0	0	0	0	1	0	0	
2300	160	1	118	36	1	2	0	0	0	0	0	2	0	0	
07-19	7907	68	5981	1553	43	113	6	4	28	0	45	53	0	13	
06-22	9422	90	7159	1829	50	122	8	4	33	0	48	64	0	15	
06-00	9802	93	7457	1901	52	124	8	4	33	0	48	67	0	15	
00-00	10482	100	7967	2046	56	131	8	4	37	0	49	68	0	16	

Job Name/ Title		Site 1		Location A4226 Port Rd (51.404168, -3.315747)										
13 June 2023		to 19 June 2023		Direction Westbound										
TIME PERIOD	TOTAL VEHICLES	MOTOR-CYCLES	CARS OR CAR-BASED LGV	LIGHT GOODS VEHICLE S	BUSES	TWO AXLE, SIX TYRE, RIGID	THREE AXLE RIGID	FOUR OR MORE AXLE RIGID	FOUR OR LESS AXLE ARTIC	FIVE AXLE ARTIC	SIX OR MORE AXLE ARTIC	FIVE OR LESS AXLE MULTI-TRAILER ARTIC	SIX AXLE MULTI-TRAILER ARTIC	SEVEN OR MORE AXLE ARTIC
<b>Average Day</b>														
0000	89	1	62	24	1	1	0	0	0	0	0	1	0	0
0100	56	0	41	14	0	1	0	0	0	0	0	0	0	0
0200	75	0	58	15	0	1	0	0	0	0	0	0	0	0
0300	136	1	101	30	0	1	0	0	1	0	0	2	0	0
0400	123	0	92	28	1	0	0	0	0	0	0	1	0	0
0500	166	4	127	26	3	2	0	0	1	0	1	2	0	0
0600	315	5	237	57	3	4	1	0	1	0	2	4	0	1
0700	405	4	279	99	4	9	2	0	3	0	2	2	0	1
0800	452	3	331	97	2	12	1	0	2	0	1	2	0	1
0900	496	5	354	113	4	8	1	0	2	0	2	5	0	1
1000	581	10	437	110	3	10	2	0	4	0	2	3	0	1
1100	688	9	529	124	3	9	1	0	5	0	2	6	0	1
1200	738	9	577	129	2	9	1	0	3	0	3	4	0	1
1300	692	8	543	120	3	8	0	0	2	0	2	4	0	1
1400	706	10	547	128	3	7	0	0	4	0	1	3	0	1
1500	795	6	626	140	5	6	1	0	4	0	2	3	0	1
1600	837	11	663	143	3	6	1	1	3	0	2	4	0	1
1700	861	8	699	139	3	4	1	0	2	0	1	2	0	1
1800	666	7	538	113	1	2	0	1	1	0	0	2	0	1
1900	507	6	408	85	1	3	0	0	1	0	1	1	0	0
2000	409	7	326	69	2	2	0	0	2	0	0	1	0	0
2100	299	4	236	56	1	1	0	0	0	0	1	0	0	0
2200	248	2	199	44	1	1	0	0	0	0	0	1	0	0
2300	148	1	112	30	2	2	0	0	0	0	0	1	0	0
07-19	7916	89	6124	1454	37	89	12	3	36	0	21	39	0	11
06-22	9446	111	7330	1723	45	99	13	3	41	0	24	45	0	11
06-00	9842	114	7642	1797	48	101	13	4	41	1	25	47	0	11
00-00	10487	120	8122	1934	52	106	14	4	43	1	26	53	0	12

Job Name/ Title		Site	Location												
13 June 2023		to	19 June 2023		Direction	Westbound									
TIME PERIOD	TOTAL VEHICLES	MOTOR-CYCLES	CARS OR CAR-BASED LGV	LIGHT GOODS VEHICLES	BUSES	TWO AXLE, SIX TYRE, RIGID	THREE AXLE RIGID	FOUR OR MORE AXLE RIGID	FOUR OR LESS AXLE ARTIC	FIVE AXLE ARTIC	SIX OR MORE AXLE ARTIC	FIVE OR LESS AXLE MULTI-TRAILER ARTIC	SIX AXLE MULTI-TRAILER ARTIC	SEVEN OR MORE AXLE ARTIC	
<b>Virtual Week</b>															
Mon	10482	100	7967	2046	56	131	8	4	37	0	49	68	0	16	
Tue	10821	125	8284	2027	72	118	22	1	52	1	27	69	1	22	
Wed	11057	142	8499	1980	63	133	21	8	67	0	33	96	0	15	
Thu	11014	121	8327	2151	57	151	22	5	53	2	35	77	0	13	
Fri	11517	114	8865	2219	67	114	10	2	42	1	28	45	0	10	
Sat	9902	122	7896	1736	32	67	7	4	24	0	4	9	1	0	
Sun	8613	119	7016	1379	18	30	6	1	26	0	5	7	0	6	
<b>5 Day Average</b>															
[--]	10978	120	8388	2085	63	129	17	4	50	1	34	71	0	15	
<b>7 Day Average</b>															
[--]	10487	120	8122	1934	52	106	14	4	43	1	26	53	0	12	
<b>Total Vehicles</b>															
[--]	73406	843	56854	13538	365	744	96	25	301	4	181	371	2	82	





Job Name/ Title		Site 1													Location A4226 Port Rd (51.404168, -3.315747)									
0/1/00		to 19 June 2023													Direction Westbound		Speed Limit (PSL)		ACPO (SL1)		DFT (SL2)		Mean Speed	85%ile Speed
Time Period	Total Vehicles	0 20	20 25	25 30	30 35	35 40	40 45	45 50	50 55	55 60	60 65	65 70	70 75	75 130	50	50	57 ACPO	57 ACPO	65 DFT	65 DFT	Mean Speed	85%ile Speed		
<b>Saturday, 0 January 1900</b>																								
0000	90	0	0	0	0	0	11	23	28	16	3	6	1	2	56	62.22	20	22.22	9	10	52.9	58.4		
0100	28	0	0	0	0	1	1	9	6	6	2	3	0	0	17	60.71	8	28.57	3	10.71	53.7	63.6		
0200	75	0	0	0	1	9	9	20	18	10	5	1	2	0	36	48	12	16	3	4	50	58.4		
0300	147	0	1	1	4	21	41	39	22	13	2	1	0	2	40	27.21	12	8.163	3	2.041	46.1	52.4		
0400	109	0	1	0	0	3	21	30	35	10	7	0	0	2	54	49.54	15	13.76	2	1.835	50.2	56		
0500	183	1	1	0	0	7	11	34	61	45	16	5	1	1	129	70.49	47	25.68	7	3.825	52.8	59.2		
0600	371	1	0	2	1	2	20	90	146	77	20	7	2	3	255	68.73	79	21.29	12	3.235	52.7	58.6		
0700	527	2	2	2	7	20	70	168	179	58	14	4	0	1	256	48.58	47	8.918	5	0.949	49.3	54.9		
0800	566	13	1	5	14	26	118	218	129	32	5	2	3	0	171	30.21	26	4.594	5	0.883	46.5	52.3		
0900	537	0	7	5	3	31	125	202	123	30	8	0	2	1	164	30.54	28	5.214	3	0.559	47.3	52.8		
1000	616	7	1	1	5	47	182	239	105	25	4	0	0	0	134	21.75	13	2.11	0	0	46	51		
1100	660	0	1	1	4	46	182	272	118	31	5	0	0	0	154	23.33	18	2.727	0	0	46.7	51.3		
1200	728	25	8	7	17	46	195	242	155	28	3	2	0	0	188	25.82	12	1.648	2	0.275	45.2	51.7		
1300	577	5	6	2	10	37	136	193	126	49	10	1	2	0	188	32.58	29	5.026	3	0.52	47.1	53.2		
1400	673	0	0	0	1	21	117	272	209	37	9	6	1	0	262	38.93	30	4.458	7	1.04	48.8	53		
1500	800	0	0	1	13	80	142	287	209	53	14	1	0	0	277	34.63	34	4.25	1	0.125	47.5	53		
1600	926	0	13	40	19	48	176	299	248	72	9	1	1	0	331	35.75	39	4.212	2	0.216	46.8	53.6		
1700	976	12	11	10	18	59	168	369	246	69	11	0	2	1	329	33.71	49	5.02	3	0.307	47.1	53		
1800	698	0	7	11	6	35	119	248	194	54	17	5	0	2	272	38.97	49	7.02	7	1.003	48.3	54.1		
1900	484	3	9	2	1	12	43	154	155	67	32	4	0	2	260	53.72	71	14.67	6	1.24	50.2	56.8		
2000	414	1	1	2	2	16	58	139	135	38	17	4	1	0	195	47.1	38	9.179	5	1.208	49.5	55		
2100	271	0	0	0	3	20	49	84	61	33	13	3	3	2	115	42.44	38	14.02	8	2.952	49.6	56.5		
2200	239	0	0	0	3	19	58	69	54	23	9	2	1	1	90	37.66	27	11.3	4	1.674	48.3	55		
2300	126	0	0	3	4	7	11	32	32	16	8	6	4	3	69	54.76	28	22.22	13	10.32	51.5	60.9		
07-19	8284	64	57	85	117	496	1730	3009	2041	538	109	22	11	5	2726	32.91	374	4.515	38	0.459	47.2	53		
06-22	9824	69	67	91	124	546	1900	3476	2538	753	191	40	17	12	3551	36.15	600	6.107	69	0.702	47.7	53.7		
06-00	10189	69	67	94	131	572	1969	3577	2624	792	208	48	22	16	3710	36.41	655	6.429	86	0.844	47.8	53.7		
00-00	10821	70	70	95	136	613	2063	3732	2794	892	243	64	26	23	4042	37.35	769	7.107	113	1.044	47.9	53.9		

Job Name/ Title		Site 1													Location A4226 Port Rd (51.404168, -3.315747)											
0/1/00		to 19 June 2023													Direction Westbound				Speed Limit (PSL)		ACPO (SL1)		DFT (SL2)		Mean Speed	85%ile Speed
Time Period	Total Vehicles	0 20	20 25	25 30	30 35	35 40	40 45	45 50	50 55	55 60	60 65	65 70	70 75	75 130	50	50	57 ACPO	57 ACPO	65 DFT	65 DFT	Mean Speed	85%ile Speed				
<b>14 June 2023</b>																										
0000	40	0	0	0	0	1	2	11	7	11	3	1	1	3	26	65	15	37.5	5	12.5	55.8	64.8				
0100	25	0	0	0	0	1	3	4	7	6	2	2	0	0	17	68	6	24	2	8	52.6	61.9				
0200	58	0	1	0	0	5	10	14	15	6	5	1	0	1	28	48.28	12	20.69	2	3.448	50.2	59.3				
0300	131	0	0	0	3	22	40	30	24	9	3	0	0	0	36	27.48	8	6.107	0	0	46	53.4				
0400	125	0	0	0	0	5	20	32	38	20	8	1	0	1	68	54.4	18	14.4	2	1.6	50.5	57				
0500	195	1	1	0	1	7	20	27	65	49	15	4	2	3	138	70.77	47	24.1	9	4.615	52.7	59.2				
0600	381	2	2	8	3	11	25	78	138	75	29	5	3	2	252	66.14	69	18.11	10	2.625	51.6	58.2				
0700	497	2	2	0	2	20	89	161	146	58	10	5	2	0	221	44.47	43	8.652	7	1.408	49.2	55.1				
0800	529	34	9	2	5	28	122	196	96	31	4	2	0	0	133	25.14	21	3.97	2	0.378	44.6	52				
0900	601	18	2	7	9	28	105	232	143	49	6	1	1	0	200	33.28	30	4.992	2	0.333	46.9	53.5				
1000	597	0	2	0	11	58	172	208	99	29	14	4	0	0	146	24.46	26	4.355	4	0.67	46.6	52.3				
1100	648	6	16	2	10	54	150	266	108	27	8	1	0	0	144	22.22	22	3.395	1	0.154	45.8	51.6				
1200	709	0	2	1	18	64	204	262	115	31	7	2	3	0	158	22.28	21	2.962	5	0.705	46.1	51.3				
1300	678	11	5	3	16	67	204	250	101	17	3	1	0	0	122	17.99	9	1.327	1	0.147	45	50.4				
1400	675	0	0	0	10	56	194	231	131	42	7	4	0	0	184	27.26	31	4.593	4	0.593	46.9	52.7				
1500	857	0	15	20	59	96	217	294	127	24	4	1	0	0	156	18.2	11	1.284	1	0.117	44.2	50.7				
1600	875	13	11	23	85	56	193	262	164	51	15	1	0	1	232	26.51	40	4.571	2	0.229	44.8	52.1				
1700	951	88	42	30	42	54	162	283	206	39	3	2	0	0	250	26.29	16	1.682	2	0.21	42.3	51.8				
1800	755	1	5	0	1	24	166	305	190	49	12	1	0	1	253	33.51	30	3.974	2	0.265	48	53.2				
1900	584	1	0	0	1	28	114	228	150	51	10	0	0	1	212	36.3	32	5.479	1	0.171	48.6	53.8				
2000	481	2	3	1	7	10	97	161	126	42	17	12	2	1	200	41.58	55	11.43	15	3.119	49.2	55.1				
2100	320	7	1	0	2	12	64	113	84	23	12	1	0	1	121	37.81	25	7.813	2	0.625	48	53.6				
2200	236	0	0	0	0	9	42	74	65	31	10	4	0	1	111	47.03	26	11.02	5	2.119	49.9	56				
2300	109	0	0	1	0	4	14	31	35	13	5	3	0	3	59	54.13	18	16.51	6	5.505	51.2	57.4				
07-19	8372	173	111	88	268	605	1978	2950	1626	447	93	25	6	2	2199	26.27	300	3.583	33	0.394	45.7	52.2				
06-22	10138	185	117	97	281	666	2278	3530	2124	638	161	43	11	7	2984	29.43	481	4.745	61	0.602	46.3	52.9				
06-00	10483	185	117	98	281	679	2334	3635	2224	682	176	50	11	11	3154	30.09	525	5.008	72	0.687	46.4	53				
00-00	11057	186	119	98	285	720	2429	3753	2380	783	212	59	14	19	3467	31.36	631	5.707	92	0.832	46.6	53.2				

Job Name/ Title		Site 1 Location A4226 Port Rd (51.404168, -3.315747)																							
0/1/00		to 19 June 2023														Direction Westbound		Speed Limit (PSL)		ACPO (SL1)		DFT (SL2)			
Time Period	Total Vehicles	0 20	20 25	25 30	30 35	35 40	40 45	45 50	50 55	55 60	60 65	65 70	70 75	75 130	50	50	57 ACPO	57 ACPO	65 DFT	65 DFT	Mean Speed	85%ile Speed			
<b>15 June 2023</b>																									
0000	78	0	0	0	3	4	13	18	17	10	2	3	2	6	40	51.28	15	19.23	11	14.1	52.4	65			
0100	50	0	0	0	2	8	8	13	4	5	3	4	1	2	19	38	13	26	7	14	50.3	64.3			
0200	84	0	0	0	1	4	18	24	17	13	5	1	1	0	37	44.05	15	17.86	2	2.381	49.8	57.8			
0300	143	2	0	0	9	29	31	40	22	7	1	1	0	1	32	22.38	6	4.196	2	1.399	44.6	52.4			
0400	107	0	0	0	1	8	15	39	23	12	4	3	2	0	44	41.12	19	17.76	5	4.673	50	58.6			
0500	201	0	3	1	2	2	5	35	68	55	18	8	3	1	153	76.12	66	32.84	12	5.97	53.8	60			
0600	406	2	0	0	4	12	31	125	136	64	19	10	2	1	232	57.14	56	13.79	13	3.202	51.1	56.7			
0700	494	5	3	1	8	26	116	161	109	55	8	1	1	0	174	35.22	36	7.287	2	0.405	47.7	54.4			
0800	548	7	4	5	15	27	98	186	156	41	7	1	1	0	206	37.59	26	4.745	2	0.365	47.2	53.2			
0900	469	0	0	1	3	14	96	188	117	38	9	1	2	0	167	35.61	22	4.691	3	0.64	48.5	53.4			
1000	574	1	4	0	5	21	132	208	157	36	8	1	1	0	203	35.37	26	4.53	2	0.348	47.9	53.1			
1100	624	0	0	1	7	37	175	222	144	31	7	0	0	0	182	29.17	19	3.045	0	0	47.1	52.4			
1200	716	3	8	17	21	84	154	233	152	32	7	3	2	0	196	27.37	30	4.19	5	0.698	45.8	52.3			
1300	692	1	0	0	12	31	192	273	142	32	7	1	1	0	183	26.45	25	3.613	2	0.289	47.1	52.1			
1400	662	1	14	16	17	46	154	218	151	34	9	2	0	0	196	29.61	25	3.776	2	0.302	46.1	52.6			
1500	835	2	0	1	11	87	197	316	177	33	6	5	0	0	221	26.47	22	2.635	5	0.599	46.7	52.1			
1600	857	28	16	16	32	36	187	295	191	43	12	0	1	0	247	28.82	31	3.617	1	0.117	45.5	52.3			
1700	910	11	7	26	14	55	236	299	193	58	9	1	1	0	262	28.79	31	3.407	2	0.22	46.1	52.6			
1800	800	6	40	13	24	46	137	305	170	45	13	1	0	0	229	28.63	36	4.5	1	0.125	45.7	52.6			
1900	548	0	7	9	2	11	74	179	184	65	14	0	3	0	266	48.54	46	8.394	3	0.547	49.3	55			
2000	454	1	0	0	3	24	84	158	136	32	13	2	0	1	184	40.53	33	7.269	3	0.661	48.7	54			
2100	358	0	0	0	0	20	84	126	82	33	9	1	1	2	128	35.75	31	8.659	4	1.117	48.7	54.3			
2200	286	0	0	0	5	24	59	84	65	32	9	3	5	0	114	39.86	36	12.59	8	2.797	48.8	55.8			
2300	118	0	0	0	1	2	15	30	40	14	9	3	1	3	70	59.32	24	20.34	7	5.932	52.6	59.1			
07-19	8181	65	96	97	169	510	1874	2904	1859	478	102	17	10	0	2466	30.14	329	4.022	27	0.33	46.6	52.6			
06-22	9947	68	103	106	178	577	2147	3492	2397	672	157	30	16	4	3276	32.93	495	4.976	50	0.503	47.1	53.1			
06-00	10351	68	103	106	184	603	2221	3606	2502	718	175	36	22	7	3460	33.43	555	5.362	65	0.628	47.2	53.2			
00-00	11014	70	106	107	202	658	2311	3775	2653	820	208	56	31	17	3785	34.37	689	6.256	104	0.944	47.4	53.6			

Job Name/ Title		Site 1 Location A4226 Port Rd (51.404168, -3.315747)														Speed Limit (PSL)		ACPO (SL1)		DFT (SL2)		Mean Speed	85%ile Speed
0/1/00		to 19 June 2023														Direction Westbound							
Time Period	Total Vehicles	0	20	25	30	35	40	45	50	55	60	65	70	75	50	50	57	57	65	65	Mean Speed	85%ile Speed	
		20	25	30	35	40	45	50	55	60	65	70	75	130			ACPO	ACPO	DFT	DFT			
<b>16 June 2023</b>																							
0000	72	0	0	0	4	7	9	15	12	11	4	3	1	6	37	51.39	19	26.39	10	13.89	52.5	61.2	
0100	51	0	0	0	1	7	14	7	8	6	3	3	1	1	22	43.14	10	19.61	5	9.804	49.9	61.2	
0200	81	0	0	0	4	7	19	14	16	8	7	4	1	1	37	45.68	17	20.99	6	7.407	49.8	60.8	
0300	150	0	6	1	0	10	48	44	25	9	6	1	0	0	41	27.33	10	6.667	1	0.667	46.1	53.5	
0400	139	1	0	0	0	7	19	43	31	24	7	4	3	0	69	49.64	23	16.55	7	5.036	50.7	58.2	
0500	184	1	1	0	3	10	18	26	59	46	9	8	2	1	125	67.93	44	23.91	11	5.978	52.1	59.1	
0600	381	3	1	1	0	20	22	114	130	65	16	9	0	0	220	57.74	56	14.7	9	2.362	50.8	56.8	
0700	504	1	1	0	8	19	81	142	161	63	20	7	1	0	252	50	61	12.1	8	1.587	49.7	55.8	
0800	547	0	1	1	2	10	92	174	171	68	23	4	1	0	267	48.81	59	10.79	5	0.914	49.8	55.4	
0900	587	3	0	2	4	29	143	216	142	36	10	1	1	0	190	32.37	26	4.429	2	0.341	47.6	52.8	
1000	620	11	5	1	9	60	144	217	134	28	7	3	0	1	173	27.9	22	3.548	4	0.645	46.3	52.8	
1100	660	1	1	12	11	30	165	257	157	24	1	1	0	0	183	27.73	10	1.515	1	0.152	46.6	51.8	
1200	730	0	2	10	12	57	163	273	163	46	4	0	0	0	213	29.18	20	2.74	0	0	46.8	52.8	
1300	717	0	11	7	9	57	130	279	174	37	10	1	0	2	224	31.24	31	4.324	3	0.418	47.1	52.7	
1400	732	1	0	0	9	63	169	283	164	28	11	1	1	2	207	28.28	28	3.825	4	0.546	47.2	52.2	
1500	833	11	28	28	36	77	218	270	137	21	6	1	0	0	165	19.81	14	1.681	1	0.12	43.9	50.9	
1600	959	7	24	7	12	49	220	388	190	57	4	0	0	1	252	26.28	26	2.711	1	0.104	46.4	52.5	
1700	944	0	3	9	11	90	265	324	182	53	5	1	1	0	242	25.64	24	2.542	2	0.212	46.3	51.9	
1800	702	11	4	9	12	43	128	253	171	51	13	6	0	1	242	34.47	36	5.128	7	0.997	47.2	53.5	
1900	624	0	0	1	3	40	140	209	165	52	9	3	1	1	231	37.02	42	6.731	5	0.801	48.2	53.6	
2000	453	0	0	11	4	29	92	150	114	39	10	2	0	2	167	36.87	36	7.947	4	0.883	48	53.6	
2100	338	0	0	0	0	19	82	118	84	27	4	2	0	2	119	35.21	20	5.917	4	1.183	48.1	53.6	
2200	320	0	0	1	4	9	54	122	89	22	14	2	3	0	130	40.63	27	8.438	5	1.563	49.3	54.5	
2300	189	1	0	0	0	13	27	45	52	34	8	4	1	4	103	54.5	40	21.16	9	4.762	51	58.7	
07-19	8535	46	80	86	135	584	1918	3076	1946	512	114	26	5	7	2610	30.58	357	4.183	38	0.445	46.9	52.8	
06-22	10331	49	81	99	142	692	2254	3667	2439	695	153	42	6	12	3347	32.4	511	4.946	60	0.581	47.2	53.1	
06-00	10840	50	81	100	146	714	2335	3834	2580	751	175	48	10	16	3580	33.03	578	5.332	74	0.683	47.3	53.1	
00-00	11517	52	88	101	158	762	2462	3983	2731	855	211	71	18	25	3911	33.96	701	6.087	114	0.99	47.5	53.4	

Job Name/ Title		Site 1 Location A4226 Port Rd (51.404168, -3.315747)														Speed Limit (PSL)		ACPO (SL1)		DFT (SL2)		Mean Speed	85%ile Speed
0/1/00		to 19 June 2023														Direction Westbound							
Time Period	Total Vehicles	0	20	25	30	35	40	45	50	55	60	65	70	75	50	50	57	57	65	65	Mean Speed	85%ile Speed	
		20	25	30	35	40	45	50	55	60	65	70	75	130			ACPO	ACPO	DFT	DFT			
<b>17 June 2023</b>																							
0000	119	1	0	0	1	12	13	36	31	12	7	4	1	1	56	47.06	18	15.13	6	5.042	50.1	57.4	
0100	102	0	0	0	4	12	16	19	28	12	6	2	2	1	51	50	15	14.71	5	4.902	49.7	57.1	
0200	77	0	0	0	1	8	8	19	19	10	4	3	5	0	41	53.25	17	22.08	8	10.39	51.3	60.6	
0300	149	0	0	0	0	16	34	52	32	11	3	1	0	0	47	31.54	10	6.711	1	0.671	47.5	53.2	
0400	103	0	0	0	1	3	12	47	25	11	4	0	0	0	40	38.83	10	9.709	0	0	49.4	54.7	
0500	119	0	1	0	2	1	13	22	34	26	13	3	1	3	80	67.23	27	22.69	7	5.882	53.2	61.6	
0600	164	1	1	0	0	4	24	46	57	21	6	1	1	2	88	53.66	20	12.2	4	2.439	50.3	55.7	
0700	180	0	1	0	1	8	30	59	42	24	8	3	4	0	81	45	28	15.56	7	3.889	50.1	57.4	
0800	265	0	2	0	3	16	32	96	65	34	13	3	1	0	116	43.77	34	12.83	4	1.509	49.5	56	
0900	459	0	14	1	9	23	101	187	100	18	5	1	0	0	124	27.02	16	3.486	1	0.218	46.6	52.1	
1000	603	10	12	10	12	42	140	210	131	27	7	2	0	0	167	27.69	23	3.814	2	0.332	45.9	52.2	
1100	812	14	27	17	20	74	221	271	134	31	3	0	0	0	168	20.69	6	0.739	0	0	44.4	51.2	
1200	855	0	7	9	5	43	270	317	156	41	4	3	0	0	204	23.86	26	3.041	3	0.351	46.5	51.9	
1300	780	3	1	2	21	42	230	280	155	40	3	2	1	0	201	25.77	24	3.077	3	0.385	46.5	51.9	
1400	777	7	8	1	14	65	198	293	148	36	5	2	0	0	191	24.58	27	3.475	2	0.257	46.1	51.8	
1500	764	19	17	9	20	39	155	263	184	52	6	0	0	0	242	31.68	26	3.403	0	0	46	53	
1600	653	3	1	4	14	14	119	229	198	49	18	3	1	0	269	41.19	44	6.738	4	0.613	48.6	54	
1700	725	0	3	9	2	10	111	256	220	91	17	6	0	0	334	46.07	63	8.69	6	0.828	49.6	55.3	
1800	564	1	0	0	4	11	83	221	159	68	11	3	1	2	244	43.26	52	9.22	6	1.064	49.6	55	
1900	467	0	0	0	0	10	75	172	142	49	16	2	0	1	210	44.97	46	9.85	3	0.642	49.7	55	
2000	366	1	0	1	2	19	53	119	100	49	16	4	1	1	171	46.72	43	11.75	6	1.639	49.8	56.1	
2100	329	0	0	0	0	13	97	89	82	27	13	5	2	1	130	39.51	37	11.25	8	2.432	49	54.9	
2200	250	1	0	0	6	14	52	90	58	20	5	1	0	3	87	34.8	15	6	4	1.6	48.1	53.8	
2300	220	0	0	0	4	13	40	75	54	20	9	3	2	0	88	40	24	10.91	5	2.273	48.9	55.3	
07-19	7437	57	93	62	125	387	1690	2682	1692	511	100	28	8	2	2341	31.48	369	4.962	38	0.511	47.1	53	
06-22	8763	59	94	63	127	433	1939	3108	2073	657	151	40	12	7	2940	33.55	515	5.877	59	0.673	47.4	53.5	
06-00	9233	60	94	63	137	460	2031	3273	2185	697	165	44	14	10	3115	33.74	554	6	68	0.736	47.5	53.5	
00-00	9902	61	95	63	146	512	2127	3468	2354	779	202	57	23	15	3430	34.64	651	6.574	95	0.959	47.7	53.8	

Job Name/ Title		Site 1 Location A4226 Port Rd (51.404168, -3.315747)														Speed Limit (PSL)		ACPO (SL1)		DFT (SL2)		Mean Speed	85%ile Speed
0/1/00		to 19 June 2023														Direction Westbound							
Time Period	Total Vehicles	0	20	25	30	35	40	45	50	55	60	65	70	75	50	50	57	57	65	65	Mean Speed	85%ile Speed	
		20	25	30	35	40	45	50	55	60	65	70	75	130			ACPO	ACPO	DFT	DFT			
<b>18 June 2023</b>																							
0000	134	0	0	0	1	5	15	33	40	20	11	5	2	2	80	59.7	32	23.88	9	6.716	52.5	60	
0100	79	0	0	1	1	1	11	20	26	8	8	3	0	0	45	56.96	12	15.19	3	3.797	51	59.8	
0200	66	0	0	0	0	1	10	18	16	11	6	1	0	3	37	56.06	17	25.76	4	6.061	52.9	61.1	
0300	113	1	0	3	2	10	20	33	27	6	4	3	2	2	44	38.94	15	13.27	7	6.195	48.5	56.2	
0400	132	0	0	0	0	5	33	47	30	12	3	1	1	0	47	35.61	8	6.061	2	1.515	48.4	54.2	
0500	91	0	0	0	0	0	7	20	24	21	11	3	3	2	64	70.33	28	30.77	8	8.791	54.8	63.2	
0600	123	1	1	0	0	0	5	29	36	22	17	8	1	3	87	70.73	41	33.33	12	9.756	54.6	61.6	
0700	88	2	3	1	0	1	10	22	18	16	7	3	4	1	49	55.68	23	26.14	8	9.091	51	60.8	
0800	161	3	5	1	3	6	8	46	48	25	7	5	1	3	89	55.28	28	17.39	9	5.59	50.3	58.2	
0900	327	10	9	2	4	16	59	110	72	32	8	5	0	0	117	35.78	30	9.174	5	1.529	47	54.6	
1000	528	9	5	0	6	31	111	190	129	39	6	2	0	0	176	33.33	23	4.356	2	0.379	47.1	53.1	
1100	805	5	3	19	24	53	231	286	145	31	4	4	0	0	184	22.86	23	2.857	4	0.497	45.7	51.7	
1200	832	2	7	3	12	94	299	265	126	21	3	0	0	0	150	18.03	9	1.082	0	0	45.1	50.6	
1300	791	0	0	1	20	82	223	282	140	37	2	4	0	0	183	23.14	18	2.276	4	0.506	46.2	51.4	
1400	734	1	1	5	8	57	209	264	142	42	3	1	0	1	189	25.75	21	2.861	2	0.272	46.6	52.1	
1500	661	1	2	2	9	53	148	235	161	36	10	4	0	0	211	31.92	30	4.539	4	0.605	47.3	52.7	
1600	673	0	1	0	8	56	142	234	170	45	11	4	2	0	232	34.47	30	4.458	6	0.892	47.7	53	
1700	598	0	0	0	9	38	99	197	177	63	10	2	3	0	255	42.64	43	7.191	5	0.836	48.8	54.5	
1800	501	0	0	1	5	15	83	152	159	67	10	7	1	1	245	48.9	48	9.581	9	1.796	49.7	55.4	
1900	358	0	0	0	4	15	49	118	112	36	16	4	1	3	172	48.04	41	11.45	8	2.235	50.1	55.8	
2000	317	0	0	0	0	11	32	99	100	50	15	7	1	2	175	55.21	50	15.77	10	3.155	51.2	57.3	
2100	203	0	0	0	0	1	14	55	73	31	19	5	3	2	133	65.52	48	23.65	10	4.926	53	59.8	
2200	186	0	0	0	0	8	33	71	45	19	4	1	4	1	74	39.78	20	10.75	6	3.226	49.7	55	
2300	112	0	0	0	0	12	25	25	30	7	5	4	2	2	50	44.64	15	13.39	8	7.143	50.3	56.6	
07-19	6699	33	36	35	108	502	1622	2283	1487	454	81	41	11	6	2080	31.05	326	4.866	58	0.866	47.1	53	
06-22	7700	34	37	35	112	529	1722	2584	1808	593	148	65	17	16	2647	34.38	506	6.571	98	1.273	47.7	53.7	
06-00	7998	34	37	35	112	549	1780	2680	1883	619	157	70	23	19	2771	34.65	541	6.764	112	1.4	47.7	53.7	
00-00	8613	35	37	39	116	571	1876	2851	2046	697	200	86	31	28	3088	35.85	653	7.582	145	1.684	48	54	

Job Name/ Title		Site 1 Location A4226 Port Rd (51.404168, -3.315747)														Speed Limit (PSL)		ACPO (SL1)		DFT (SL2)		Mean Speed	85%ile Speed
0/1/00		to 19 June 2023														Direction Westbound							
Time Period	Total Vehicles	0	20	25	30	35	40	45	50	55	60	65	70	75	50	50	57	57	65	65	Mean Speed	85%ile Speed	
		20	25	30	35	40	45	50	55	60	65	70	75	130			ACPO	ACPO	DFT	DFT			
<b>19 June 2023</b>																							
0000	88	0	0	0	7	6	19	18	15	8	7	4	3	1	38	43.18	19	21.59	8	9.091	49.6	60.7	
0100	60	0	0	0	3	11	18	12	10	3	3	0	0	0	16	26.67	5	8.333	0	0	45.3	52.1	
0200	81	1	0	1	0	9	19	27	15	5	2	1	1	0	24	29.63	7	8.642	2	2.469	47.2	54	
0300	122	0	0	0	1	19	49	25	18	7	2	0	0	1	28	22.95	6	4.918	1	0.82	45.9	51.7	
0400	143	2	5	0	0	5	31	36	31	15	11	5	1	1	64	44.76	24	16.78	7	4.895	49	58.2	
0500	186	0	1	0	0	1	7	41	62	38	27	7	1	1	136	73.12	56	30.11	9	4.839	53.9	61.3	
0600	376	1	0	0	5	25	57	107	125	44	6	4	1	1	181	48.14	33	8.777	6	1.596	49.4	55	
0700	544	1	2	9	5	17	89	204	170	37	7	3	0	0	217	39.89	28	5.147	3	0.551	48.3	53.8	
0800	550	5	4	0	2	26	111	234	132	24	11	0	1	0	168	30.55	18	3.273	1	0.182	47.5	52.9	
0900	489	0	0	0	2	16	81	205	125	41	18	1	0	0	185	37.83	36	7.362	1	0.204	49	54.5	
1000	531	0	0	0	10	23	144	217	102	27	4	4	0	0	137	25.8	16	3.013	4	0.753	47.1	52.3	
1100	605	11	2	1	17	61	124	197	139	44	5	2	0	2	192	31.74	26	4.298	4	0.661	46.6	53.1	
1200	596	0	1	7	4	40	169	217	119	30	8	1	0	0	158	26.51	25	4.195	1	0.168	46.9	52.3	
1300	607	2	0	5	9	37	129	235	150	28	9	2	1	0	190	31.3	20	3.295	3	0.494	47.5	53.1	
1400	689	3	14	12	20	64	162	191	165	43	9	3	2	1	223	32.37	29	4.209	6	0.871	46.1	53.1	
1500	816	1	5	0	3	70	195	309	175	47	8	3	0	0	233	28.55	35	4.289	3	0.368	47.1	52.6	
1600	915	2	4	4	17	65	193	333	232	59	5	0	1	0	297	32.46	23	2.514	1	0.109	47.1	52.7	
1700	923	3	4	9	13	62	217	377	194	35	7	2	0	0	238	25.79	25	2.709	2	0.217	46.6	51.9	
1800	642	0	0	0	12	23	110	250	179	57	8	3	0	0	247	38.47	36	5.607	3	0.467	48.6	53.9	
1900	485	0	0	0	4	18	71	169	155	50	16	2	0	0	223	45.98	34	7.01	2	0.412	49.5	54.9	
2000	379	0	0	0	6	8	43	109	123	61	20	4	2	3	213	56.2	60	15.83	9	2.375	51.2	57.3	
2100	275	0	0	0	3	15	63	72	87	22	8	3	1	1	122	44.36	24	8.727	5	1.818	48.8	54.5	
2200	220	0	0	0	3	28	36	58	54	25	10	4	1	1	95	43.18	25	11.36	6	2.727	48.8	55.8	
2300	160	0	0	0	7	22	36	45	24	14	7	4	1	0	50	31.25	20	12.5	5	3.125	47.2	55.3	
07-19	7907	28	36	47	114	504	1724	2969	1882	472	99	24	5	3	2485	31.43	317	4.009	32	0.405	47.3	52.9	
06-22	9422	29	36	47	132	570	1958	3426	2372	649	149	37	9	8	3224	34.22	468	4.967	54	0.573	47.7	53.4	
06-00	9802	29	36	47	142	620	2030	3529	2450	688	166	45	11	9	3369	34.37	513	5.234	65	0.663	47.7	53.5	
00-00	10482	32	42	48	153	671	2173	3688	2601	764	218	62	17	13	3675	35.06	630	6.01	92	0.878	47.8	53.7	

Job Name/ Title		Site 1 Location A4226 Port Rd (51.404168, -3.315747)														Speed Limit (PSL)		ACPO (SL1)		DFT (SL2)		Mean Speed	85%ile Speed
0/1/00		to 19 June 2023														Direction Westbound							
Time Period	Total Vehicles	0	20	25	30	35	40	45	50	55	60	65	70	75	50	50	57	57	65	65	Mean Speed	85%ile Speed	
		20	25	30	35	40	45	50	55	60	65	70	75	130			ACPO	ACPO	DFT	DFT			
<b>Average Day</b>																							
0000	89	0	0	0	2	5	12	22	21	13	5	4	2	3	48	53.62	20	22.22	8	9.34	51.9	60.1	
0100	56	0	0	0	2	6	10	12	13	7	4	2	1	1	27	47.34	10	17.47	4	6.329	49.9	58.4	
0200	75	0	0	0	1	6	13	19	17	9	5	2	1	1	34	45.98	14	18.58	4	5.172	50.1	58.4	
0300	136	0	1	1	3	18	38	38	24	9	3	1	0	1	38	28.06	10	7.016	2	1.571	46.3	53	
0400	123	0	1	0	0	5	22	39	30	15	6	2	1	1	55	44.99	17	13.64	4	2.914	49.7	56.6	
0500	166	0	1	0	1	4	12	29	53	40	16	5	2	2	118	71.18	45	27.18	9	5.436	53.2	59.9	
0600	315	2	1	2	2	11	26	84	110	53	16	6	1	2	188	59.72	51	16.08	9	2.997	51.2	57.3	
0700	405	2	2	2	4	16	69	131	118	44	11	4	2	0	179	44.11	38	9.386	6	1.411	49	55	
0800	452	9	4	2	6	20	83	164	114	36	10	2	1	0	164	36.32	30	6.696	4	0.884	47.5	53.7	
0900	496	4	5	3	5	22	101	191	117	35	9	1	1	0	164	33.06	27	5.419	2	0.49	47.6	53.2	
1000	581	5	4	2	8	40	146	213	122	30	7	2	0	0	162	27.92	21	3.662	3	0.442	46.7	52.5	
1100	688	5	7	8	13	51	178	253	135	31	5	1	0	0	172	25.07	18	2.576	1	0.208	46	51.8	
1200	738	4	5	8	13	61	208	258	141	33	5	2	1	0	181	24.53	20	2.768	2	0.31	46	51.8	
1300	692	3	3	3	14	50	178	256	141	34	6	2	1	0	184	26.66	22	3.222	3	0.392	46.6	52.1	
1400	706	2	5	5	11	53	172	250	159	37	8	3	1	1	207	29.38	27	3.865	4	0.546	46.8	52.6	
1500	795	5	10	9	22	72	182	282	167	38	8	2	0	0	215	27.04	25	3.09	2	0.269	46	52.1	
1600	837	8	10	13	27	46	176	291	199	54	11	1	1	0	266	31.75	33	3.977	2	0.29	46.6	52.9	
1700	861	16	10	13	16	53	180	301	203	58	9	2	1	0	273	31.69	36	4.165	3	0.365	46.5	52.9	
1800	666	3	8	5	9	28	118	248	175	56	12	4	0	1	247	37.15	41	6.156	5	0.751	48	54	
1900	507	1	2	2	2	19	81	176	152	53	16	2	1	1	225	44.34	45	8.789	4	0.789	49.3	54.9	
2000	409	1	1	2	3	17	66	134	119	44	15	5	1	1	186	45.57	45	11	7	1.816	49.5	55.5	
2100	299	1	0	0	1	14	65	94	79	28	11	3	1	2	124	41.45	32	10.65	6	1.958	49.1	55	
2200	248	0	0	0	3	16	48	81	61	25	9	2	2	1	100	40.36	25	10.13	5	2.188	49	55.3	
2300	148	0	0	1	2	10	24	40	38	17	7	4	2	2	70	47.29	24	16.34	8	5.126	50.1	57.5	
07-19	7916	67	73	71	148	513	1791	2839	1790	487	100	26	8	4	2415	30.51	339	4.28	38	0.476	46.8	52.8	
06-22	9446	70	76	77	157	573	2028	3326	2250	665	159	42	13	9	3138	33.22	511	5.408	64	0.682	47.3	53.2	
06-00	9842	71	76	78	162	600	2100	3448	2350	707	175	49	16	13	3308	33.61	560	5.691	77	0.787	47.4	53.4	
00-00	10487	72	80	79	171	644	2206	3607	2508	799	213	65	23	20	3628	34.6	675	6.435	108	1.029	47.5	53.7	



Job Name/ Title										Site 1										Location A4226 Port Rd (51.404168, -3.315747)							
0/1/00										to										19 June 2023							
										Direction										Westbound							
										Speed Bins										Speed Limit (PSL)		ACPO (SL1)		DFT (SL2)		Mean 85%ile	
Time Period	Total Vehicles	0	20	25	30	35	40	45	50	55	60	65	70	75	50	50	57	57	65	65	Mean Speed	85%ile Speed					
		20	25	30	35	40	45	50	55	60	65	70	75	130			ACPO	ACPO	DFT	DFT							

**Virtual Week**

Mon	10482	32	42	48	153	671	2173	3688	2601	764	218	62	17	13	3675	35.06	630	6.01	92	0.878	47.8	53.7
Tue	10821	70	70	95	136	613	2063	3732	2794	892	243	64	26	23	4042	37.35	769	7.107	113	1.044	47.9	53.9
Wed	11057	186	119	98	285	720	2429	3753	2380	783	212	59	14	19	3467	31.36	631	5.707	92	0.832	46.6	53.2
Thu	11014	70	106	107	202	658	2311	3775	2653	820	208	56	31	17	3785	34.37	689	6.256	104	0.944	47.4	53.6
Fri	11517	52	88	101	158	762	2462	3983	2731	855	211	71	18	25	3911	33.96	701	6.087	114	0.99	47.5	53.4
Sat	9902	61	95	63	146	512	2127	3468	2354	779	202	57	23	15	3430	34.64	651	6.574	95	0.959	47.7	53.8
Sun	8613	35	37	39	116	571	1876	2851	2046	697	200	86	31	28	3088	35.85	653	7.582	145	1.684	48	54

**5 Day Average**

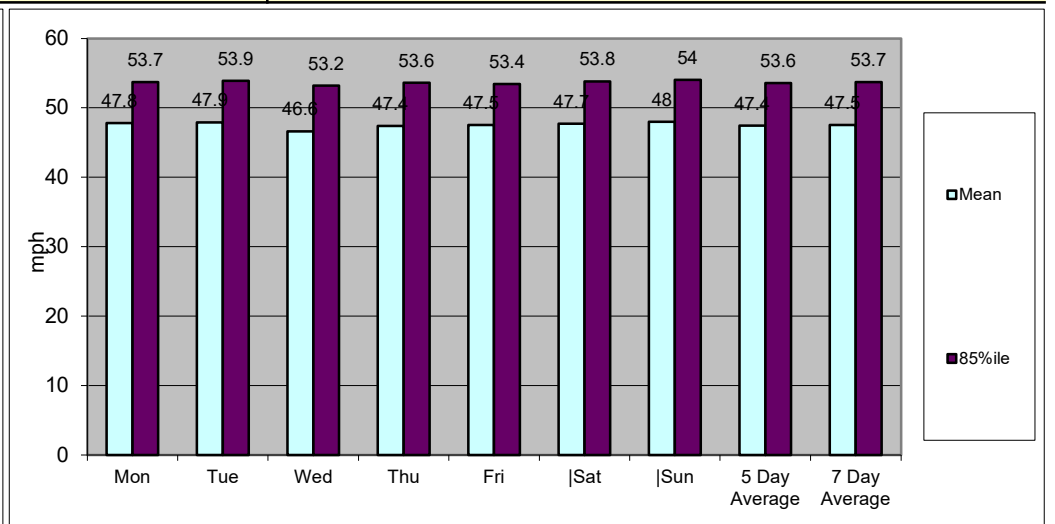
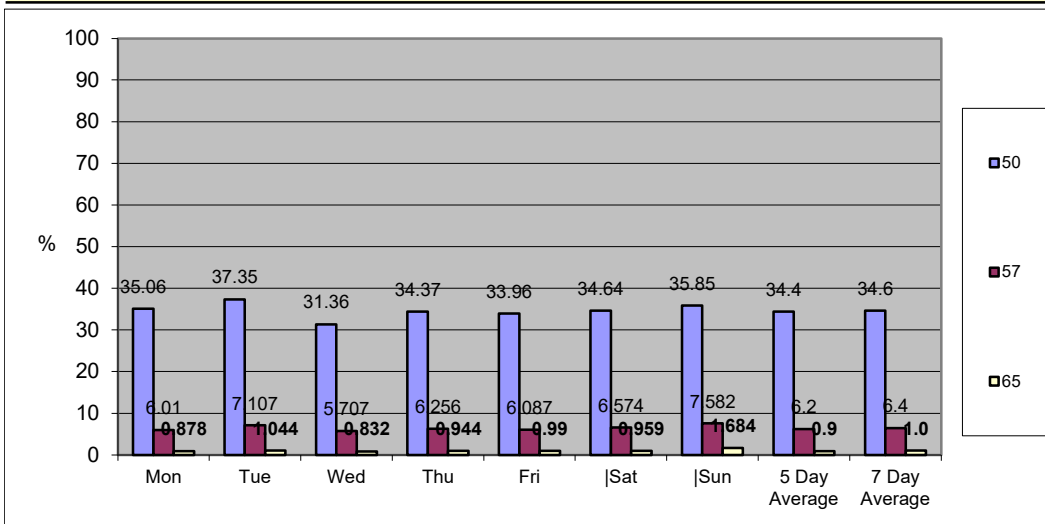
[--]	10978	82	85	90	187	685	2288	3786	2632	823	218	62	21	19	3776	34.4	684	6.2	103	0.9	47.4	53.6
------	-------	----	----	----	-----	-----	------	------	------	-----	-----	----	----	----	------	------	-----	-----	-----	-----	------	------

**7 Day Average**

[--]	10487	72	80	79	171	644	2206	3607	2508	799	213	65	23	20	3628	34.6	675	6.4	108	1.0	47.5	53.7
------	-------	----	----	----	-----	-----	------	------	------	-----	-----	----	----	----	------	------	-----	-----	-----	-----	------	------

**Total Vehicles**

[--]	73406	506	557	551	1196	4507	15441	25250	17559	5590	1494	455	160	140	25398	34.6	4724	6.4	755	1.0	47.5	53.7
------	-------	-----	-----	-----	------	------	-------	-------	-------	------	------	-----	-----	-----	-------	------	------	-----	-----	-----	------	------



Job Name/ Title		Site 1		Location A4226 Port Rd (51.404168, -3.315747)										
13 June 2023		to 19 June 2023		Direction Two-Way										
TIME PERIOD	TOTAL VEHICLES	MOTOR-CYCLES	CARS OR CAR-BASED LGV	LIGHT GOODS VEHICLE S	BUSES	TWO AXLE, SIX TYRE, RIGID	THREE AXLE RIGID	FOUR OR MORE AXLE RIGID	FOUR OR LESS AXLE ARTIC	FIVE AXLE ARTIC	SIX OR MORE AXLE ARTIC	FIVE OR LESS AXLE MULTI-TRAILER ARTIC	SIX AXLE MULTI-TRAILER ARTIC	SEVEN OR MORE AXLE ARTIC
<b>13 June 2023</b>														
0000	195	1	158	30	2	2	0	0	0	0	0	2	0	0
0100	64	0	57	5	0	2	0	0	0	0	0	0	0	0
0200	98	0	76	21	0	1	0	0	0	0	0	0	0	0
0300	211	1	160	44	0	0	1	0	0	0	2	3	0	0
0400	250	1	194	40	1	1	0	0	0	0	6	5	0	2
0500	343	6	269	39	4	3	1	0	9	0	4	5	0	3
0600	776	6	632	103	4	7	3	0	3	0	8	9	0	1
0700	1392	15	1114	202	8	15	23	0	4	0	5	3	0	3
0800	1459	6	1213	162	3	18	13	3	23	0	7	8	0	3
0900	1266	14	1000	180	9	14	11	0	18	0	7	9	0	4
1000	1334	17	1090	180	4	11	7	0	11	1	9	2	0	2
1100	1334	9	1093	178	2	11	3	0	15	0	7	12	0	4
1200	1510	22	1227	200	6	14	5	0	13	0	8	11	0	4
1300	1170	13	960	140	6	15	6	0	16	0	4	8	0	2
1400	1380	28	1126	172	5	11	6	0	14	0	8	7	0	3
1500	1536	20	1245	220	12	6	6	0	18	0	4	3	0	2
1600	1623	21	1360	193	6	10	8	2	11	0	1	7	0	4
1700	1643	19	1412	169	7	7	6	0	8	1	2	9	0	3
1800	1329	15	1153	137	2	2	2	0	7	0	6	3	1	1
1900	889	25	744	98	1	7	1	0	2	0	7	4	0	0
2000	712	12	609	80	1	3	0	0	1	0	5	1	0	0
2100	539	9	474	47	1	3	3	0	2	0	0	0	0	0
2200	361	0	307	50	2	0	0	0	0	0	1	1	0	0
2300	348	1	304	34	3	4	0	0	1	0	0	1	0	0
07-19	16976	199	13993	2133	70	134	96	5	158	2	68	82	1	35
06-22	19892	251	16452	2461	77	154	103	5	166	2	88	96	1	36
06-00	20601	252	17063	2545	82	158	103	5	167	2	89	98	1	36
00-00	21762	261	17977	2724	89	167	105	5	176	2	101	113	1	41

Job Name/ Title		Site 1		Location A4226 Port Rd (51.404168, -3.315747)										
13 June 2023		to 19 June 2023		Direction Two-Way										
TIME PERIOD	TOTAL VEHICLES	MOTOR-CYCLES	CARS OR CAR-BASED LGV	LIGHT GOODS VEHICLES	BUSES	TWO AXLE, SIX TYRE, RIGID	THREE AXLE RIGID	FOUR OR MORE AXLE RIGID	FOUR OR LESS AXLE ARTIC	FIVE AXLE ARTIC	SIX OR MORE AXLE ARTIC	FIVE OR LESS AXLE MULTI-TRAILER ARTIC	SIX AXLE MULTI-TRAILER ARTIC	SEVEN OR MORE AXLE ARTIC
<b>14 June 2023</b>														
0000	79	0	64	9	1	1	0	0	0	0	1	3	0	0
0100	64	0	57	6	0	1	0	0	0	0	0	0	0	0
0200	77	0	63	11	0	0	1	0	0	0	0	2	0	0
0300	187	0	153	30	0	1	0	0	0	0	0	3	0	0
0400	218	0	176	36	1	0	0	0	0	0	2	3	0	0
0500	372	9	312	33	3	1	1	0	3	0	5	5	0	0
0600	804	16	648	106	5	5	0	0	6	0	8	8	0	2
0700	1357	6	1130	175	3	15	2	2	10	0	4	6	0	4
0800	1391	15	1148	167	5	15	11	1	15	1	5	5	0	3
0900	1317	19	1055	194	4	17	2	0	12	0	6	6	0	2
1000	1225	11	991	166	7	17	3	0	12	0	8	7	0	3
1100	1343	15	1092	169	6	13	7	0	19	0	6	12	0	4
1200	1414	16	1132	205	3	22	2	0	11	0	7	14	0	2
1300	1472	15	1217	177	7	15	7	2	10	0	6	13	0	3
1400	1385	21	1144	167	2	12	2	1	15	0	10	9	0	2
1500	1582	19	1313	190	13	9	5	0	13	1	8	9	0	2
1600	1619	21	1369	168	4	12	4	5	20	0	4	12	0	0
1700	1729	23	1485	178	3	5	6	1	16	0	5	4	0	3
1800	1380	19	1169	160	4	6	3	0	4	0	4	7	0	4
1900	1022	16	882	106	3	4	1	0	4	0	2	2	0	2
2000	838	32	701	89	2	5	1	0	5	0	2	1	0	0
2100	578	19	490	57	0	3	1	0	5	0	1	2	0	0
2200	395	8	323	59	1	2	0	0	0	0	0	2	0	0
2300	230	0	198	25	2	5	0	0	0	0	0	0	0	0
07-19	17214	200	14245	2116	61	158	54	12	157	2	73	104	0	32
06-22	20456	283	16966	2474	71	175	57	12	177	2	86	117	0	36
06-00	21081	291	17487	2558	74	182	57	12	177	2	86	119	0	36
00-00	22078	300	18312	2683	79	186	59	12	180	2	94	135	0	36

Job Name/ Title		Site 1		Location A4226 Port Rd (51.404168, -3.315747)										
13 June 2023		to 19 June 2023		Direction Two-Way										
TIME PERIOD	TOTAL VEHICLES	MOTOR-CYCLES	CARS OR CAR-BASED LGV	LIGHT GOODS VEHICLE S	BUSES	TWO AXLE, SIX TYRE, RIGID	THREE AXLE RIGID	FOUR OR MORE AXLE RIGID	FOUR OR LESS AXLE ARTIC	FIVE AXLE ARTIC	SIX OR MORE AXLE ARTIC	FIVE OR LESS AXLE MULTI-TRAILER ARTIC	SIX AXLE MULTI-TRAILER ARTIC	SEVEN OR MORE AXLE ARTIC
<b>15 June 2023</b>														
0000	171	1	144	22	1	0	0	0	0	0	0	3	0	0
0100	146	0	126	17	1	2	0	0	0	0	0	0	0	0
0200	127	0	105	21	0	1	0	0	0	0	0	0	0	0
0300	253	3	208	37	0	0	0	0	0	0	1	4	0	0
0400	191	0	161	24	0	0	0	0	1	0	2	3	0	0
0500	393	7	319	48	3	3	0	0	3	0	3	6	0	1
0600	839	11	678	113	5	6	2	0	7	1	9	5	0	2
0700	1324	16	1063	176	3	24	10	0	17	0	8	6	0	1
0800	1405	14	1148	180	5	19	7	2	17	0	5	8	0	0
0900	1198	10	946	183	4	18	2	0	12	1	7	13	0	2
1000	1242	17	974	178	8	15	5	0	23	1	10	8	0	3
1100	1299	19	1007	208	7	19	6	0	9	0	6	16	0	2
1200	1373	13	1115	188	2	20	4	1	8	1	12	7	0	2
1300	1375	23	1101	195	2	18	1	0	10	0	8	12	0	5
1400	1452	16	1186	193	4	22	4	1	17	1	4	3	0	1
1500	1593	12	1314	219	5	18	3	0	6	0	8	6	0	2
1600	1599	16	1337	199	4	12	6	0	12	0	5	7	0	1
1700	1628	14	1390	196	3	5	2	2	8	0	4	3	0	1
1800	1453	20	1255	148	2	5	2	2	8	0	4	7	0	0
1900	976	19	836	106	1	2	2	0	4	0	2	3	0	1
2000	768	9	656	94	2	2	1	0	1	0	1	2	0	0
2100	601	6	504	80	2	4	0	0	2	0	2	1	0	0
2200	561	3	487	66	1	1	0	0	2	0	1	0	0	0
2300	249	1	211	25	2	5	0	0	0	1	0	4	0	0
07-19	16941	190	13836	2263	49	195	52	8	147	4	81	96	0	20
06-22	20125	235	16510	2656	59	209	57	8	161	5	95	107	0	23
06-00	20935	239	17208	2747	62	215	57	8	163	6	96	111	0	23
00-00	22216	250	18271	2916	67	221	57	8	167	6	102	127	0	24

Job Name/ Title		Site 1		Location A4226 Port Rd (51.404168, -3.315747)										
13 June 2023		to 19 June 2023		Direction Two-Way										
TIME PERIOD	TOTAL VEHICLE S	MOTOR-CYCLES	CARS OR CAR-BASED LGV	LIGHT GOODS VEHICLE S	BUSES	TWO AXLE, SIX TYRE, RIGID	THREE AXLE RIGID	FOUR OR MORE AXLE RIGID	FOUR OR LESS AXLE ARTIC	FIVE AXLE ARTIC	SIX OR MORE AXLE ARTIC	FIVE OR LESS AXLE MULTI-TRAILER ARTIC	SIX AXLE MULTI-TRAILER ARTIC	SEVEN OR MORE AXLE ARTIC
<b>16 June 2023</b>														
0000	108	1	84	22	0	0	0	0	1	0	0	0	0	0
0100	127	1	103	18	1	3	0	0	0	0	0	1	0	0
0200	160	0	131	25	0	2	0	0	1	0	0	1	0	0
0300	226	3	177	39	0	1	0	0	2	0	1	3	0	0
0400	253	2	198	44	2	0	1	0	1	0	4	1	0	0
0500	357	6	304	29	4	3	1	0	6	0	2	2	0	0
0600	802	9	667	103	3	4	1	0	4	0	3	8	0	0
0700	1322	8	1073	193	6	12	4	1	12	0	8	4	0	1
0800	1396	7	1148	188	5	23	3	0	7	1	3	7	0	4
0900	1390	10	1129	194	6	17	2	0	15	0	8	8	0	1
1000	1396	19	1149	178	4	16	4	0	11	0	7	5	0	3
1100	1414	17	1143	202	3	17	1	1	14	0	12	3	0	1
1200	1557	17	1293	189	6	16	2	0	17	0	10	4	0	3
1300	1454	20	1195	199	4	11	1	0	9	0	6	6	0	3
1400	1474	19	1214	201	5	13	3	0	12	0	0	3	0	4
1500	1608	15	1370	189	7	10	3	1	9	0	3	1	0	0
1600	1658	12	1394	220	6	8	3	0	8	0	2	3	0	2
1700	1616	19	1385	185	2	8	0	0	12	0	3	1	0	1
1800	1411	32	1223	138	1	2	2	1	7	0	2	2	0	1
1900	1083	11	950	109	2	4	0	0	3	0	1	3	0	0
2000	818	8	698	102	4	1	0	0	3	0	1	1	0	0
2100	701	4	598	94	2	2	1	0	0	0	0	0	0	0
2200	492	2	427	59	1	1	0	0	0	0	0	2	0	0
2300	323	5	273	38	3	3	1	0	0	0	0	0	0	0
07-19	17696	195	14716	2276	55	153	28	4	133	1	64	47	0	24
06-22	21100	227	17629	2684	66	164	30	4	143	1	69	59	0	24
06-00	21915	234	18329	2781	70	168	31	4	143	1	69	61	0	24
00-00	23146	247	19326	2958	77	177	33	4	154	1	76	69	0	24

Job Name/ Title		Site 1		Location A4226 Port Rd (51.404168, -3.315747)										
13 June 2023		to 19 June 2023		Direction Two-Way										
TIME PERIOD	TOTAL VEHICLES	MOTOR-CYCLES	CARS OR CAR-BASED LGV	LIGHT GOODS VEHICLE S	BUSES	TWO AXLE, SIX TYRE, RIGID	THREE AXLE RIGID	FOUR OR MORE AXLE RIGID	FOUR OR LESS AXLE ARTIC	FIVE AXLE ARTIC	SIX OR MORE AXLE ARTIC	FIVE OR LESS AXLE MULTI-TRAILER ARTIC	SIX AXLE MULTI-TRAILER ARTIC	SEVEN OR MORE AXLE ARTIC
<b>17 June 2023</b>														
0000	179	2	142	29	2	2	0	0	1	0	0	1	0	0
0100	191	0	161	28	1	0	0	0	0	0	0	1	0	0
0200	196	0	171	23	0	0	0	0	1	0	0	1	0	0
0300	212	2	162	42	0	1	1	0	2	0	0	2	0	0
0400	176	0	150	24	0	1	1	0	0	0	0	0	0	0
0500	213	3	174	29	3	3	0	0	0	0	0	1	0	0
0600	373	4	314	40	3	6	0	0	5	0	1	0	0	0
0700	441	4	365	57	2	9	1	1	1	0	1	0	0	0
0800	781	9	673	86	3	8	1	0	0	0	1	0	0	0
0900	1127	8	973	130	2	6	4	0	2	0	1	1	0	0
1000	1400	18	1216	139	2	9	3	0	10	0	2	1	0	0
1100	1647	22	1439	166	3	7	0	0	7	0	0	3	0	0
1200	1683	29	1466	154	2	6	5	2	13	0	2	2	0	2
1300	1508	38	1278	167	2	5	4	0	11	0	2	1	0	0
1400	1462	21	1281	137	3	2	3	1	11	0	1	2	0	0
1500	1422	19	1225	163	1	3	3	1	7	0	0	0	0	0
1600	1214	24	1047	130	0	4	1	0	6	0	0	0	1	1
1700	1268	17	1106	134	1	5	1	0	4	0	0	0	0	0
1800	1153	13	1018	110	2	1	1	0	7	0	1	0	0	0
1900	878	11	755	102	2	5	0	0	3	0	0	0	0	0
2000	673	7	589	71	1	3	0	0	2	0	0	0	0	0
2100	652	5	554	88	1	1	0	0	2	0	1	0	0	0
2200	458	6	402	43	1	2	0	1	2	0	0	1	0	0
2300	466	1	404	57	1	2	0	0	1	0	0	0	0	0
07-19	15106	222	13087	1573	23	65	27	5	79	0	11	10	1	3
06-22	17682	249	15299	1874	30	80	27	5	91	0	13	10	1	3
06-00	18606	256	16105	1974	32	84	27	6	94	0	13	11	1	3
00-00	19773	263	17065	2149	38	91	29	6	98	0	13	17	1	3

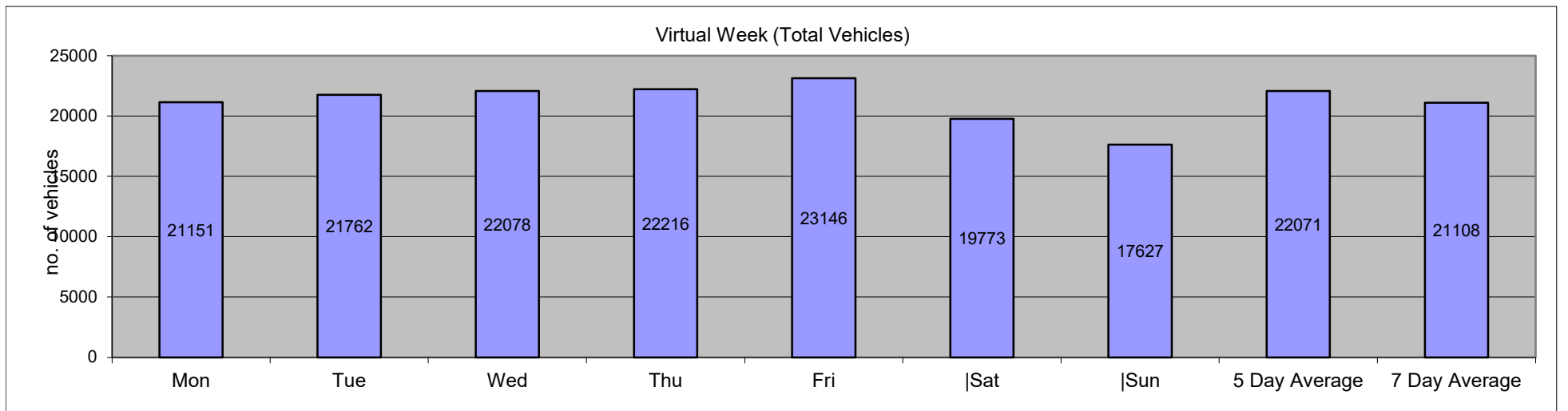
Job Name/ Title		Site 1		Location A4226 Port Rd (51.404168, -3.315747)										
13 June 2023		to 19 June 2023		Direction Two-Way										
TIME PERIOD	TOTAL VEHICLES	MOTOR-CYCLES	CARS OR CAR-BASED LGV	LIGHT GOODS VEHICLE S	BUSES	TWO AXLE, SIX TYRE, RIGID	THREE AXLE RIGID	FOUR OR MORE AXLE RIGID	FOUR OR LESS AXLE ARTIC	FIVE AXLE ARTIC	SIX OR MORE AXLE ARTIC	FIVE OR LESS AXLE MULTI-TRAILER ARTIC	SIX AXLE MULTI-TRAILER ARTIC	SEVEN OR MORE AXLE ARTIC
<b>18 June 2023</b>														
0000	286	0	237	46	0	3	0	0	0	0	0	0	0	0
0100	189	0	157	29	0	3	0	0	0	0	0	0	0	0
0200	129	0	113	15	0	1	0	0	0	0	0	0	0	0
0300	169	1	130	36	0	1	0	0	0	0	1	0	0	0
0400	213	0	170	42	0	0	0	0	0	0	0	1	0	0
0500	174	3	157	14	0	0	0	0	0	0	0	0	0	0
0600	240	4	211	22	1	1	0	0	0	0	0	1	0	0
0700	246	9	208	22	1	3	0	0	1	0	1	1	0	0
0800	410	13	339	53	1	2	0	0	2	0	0	0	0	0
0900	881	21	764	78	2	4	4	0	4	0	1	1	0	2
1000	1217	25	1089	91	1	3	1	0	5	0	1	1	0	0
1100	1663	32	1446	153	1	6	5	0	13	0	3	2	0	2
1200	1687	37	1491	139	1	2	2	1	13	0	0	0	0	1
1300	1675	26	1481	148	0	5	2	0	9	0	1	1	0	2
1400	1422	23	1247	134	2	1	2	0	10	0	1	2	0	0
1500	1312	19	1160	112	0	5	4	0	8	0	2	1	0	1
1600	1282	25	1124	120	1	0	2	0	10	0	0	0	0	0
1700	1249	11	1109	119	1	1	2	0	6	0	0	0	0	0
1800	1051	6	940	91	2	1	5	0	6	0	0	0	0	0
1900	654	1	582	69	0	2	0	0	0	0	0	0	0	0
2000	577	0	507	62	3	2	0	0	2	0	1	0	0	0
2100	399	2	356	37	0	2	1	0	1	0	0	0	0	0
2200	293	0	262	28	1	2	0	0	0	0	0	0	0	0
2300	209	0	180	27	1	1	0	0	0	0	0	0	0	0
07-19	14095	247	12398	1260	13	33	29	1	87	0	10	9	0	8
06-22	15965	254	14054	1450	17	40	30	1	90	0	11	10	0	8
06-00	16467	254	14496	1505	19	43	30	1	90	0	11	10	0	8
00-00	17627	258	15460	1687	19	51	30	1	90	0	12	11	0	8

Job Name/ Title		Site 1		Location A4226 Port Rd (51.404168, -3.315747)										
13 June 2023		to 19 June 2023		Direction Two-Way										
TIME PERIOD	TOTAL VEHICLES	MOTOR-CYCLES	CARS OR CAR-BASED LGV	LIGHT GOODS VEHICLE S	BUSES	TWO AXLE, SIX TYRE, RIGID	THREE AXLE RIGID	FOUR OR MORE AXLE RIGID	FOUR OR LESS AXLE ARTIC	FIVE AXLE ARTIC	SIX OR MORE AXLE ARTIC	FIVE OR LESS AXLE MULTI-TRAILER ARTIC	SIX AXLE MULTI-TRAILER ARTIC	SEVEN OR MORE AXLE ARTIC
<b>19 June 2023</b>														
0000	146	1	105	37	1	2	0	0	0	0	0	0	0	0
0100	170	0	149	20	0	1	0	0	0	0	0	0	0	0
0200	153	0	132	20	0	0	0	0	1	0	0	0	0	0
0300	241	0	206	32	0	0	0	0	0	0	1	2	0	0
0400	259	3	216	34	1	1	0	0	2	0	2	0	0	0
0500	377	6	306	39	2	4	0	0	9	0	7	3	0	1
0600	824	5	694	90	3	6	2	0	5	0	3	13	0	3
0700	1398	8	1150	178	6	15	6	0	16	0	13	3	0	3
0800	1429	7	1182	175	2	24	4	0	21	0	8	4	0	2
0900	1138	5	894	179	6	14	4	0	13	0	12	9	0	2
1000	1224	6	971	184	4	13	7	1	12	0	12	10	0	4
1100	1249	16	990	195	3	19	2	0	6	0	7	10	0	1
1200	1184	10	933	188	4	11	1	1	12	0	13	10	1	0
1300	1255	17	1025	154	4	21	4	0	9	0	12	7	0	2
1400	1419	11	1169	193	2	11	6	0	7	0	8	12	0	0
1500	1479	16	1223	187	7	14	3	0	5	0	10	11	0	3
1600	1591	18	1310	216	4	12	1	0	11	0	7	8	1	3
1700	1661	15	1426	186	3	7	3	0	6	0	11	3	0	1
1800	1241	20	1060	139	2	3	1	2	4	0	2	4	0	4
1900	825	12	696	109	1	4	0	0	0	0	1	2	0	0
2000	645	13	539	79	3	4	1	0	3	0	2	1	0	0
2100	504	11	415	68	1	3	1	0	2	0	2	1	0	0
2200	327	5	277	41	1	1	0	0	1	0	0	1	0	0
2300	412	2	358	45	1	4	0	0	0	0	0	2	0	0
07-19	16268	149	13333	2174	47	164	42	4	122	0	115	91	2	25
06-22	19066	190	15677	2520	55	181	46	4	132	0	123	108	2	28
06-00	19805	197	16312	2606	57	186	46	4	133	0	123	111	2	28
00-00	21151	207	17426	2788	61	194	46	4	145	0	133	116	2	29



Job Name/ Title		Site 1		Location A4226 Port Rd (51.404168, -3.315747)										
13 June 2023		to 19 June 2023		Direction Two-Way										
TIME PERIOD	TOTAL VEHICLES	MOTOR-CYCLES	CARS OR CAR-BASED LGV	LIGHT GOODS VEHICLE S	BUSES	TWO AXLE, SIX TYRE, RIGID	THREE AXLE RIGID	FOUR OR MORE AXLE RIGID	FOUR OR LESS AXLE ARTIC	FIVE AXLE ARTIC	SIX OR MORE AXLE ARTIC	FIVE OR LESS AXLE MULTI-TRAILER ARTIC	SIX AXLE MULTI-TRAILER ARTIC	SEVEN OR MORE AXLE ARTIC
<b>Average Day</b>														
0000	166	1	133	28	1	1	0	0	0	0	0	1	0	0
0100	136	0	116	18	0	2	0	0	0	0	0	0	0	0
0200	134	0	113	19	0	1	0	0	0	0	0	1	0	0
0300	214	1	171	37	0	1	0	0	1	0	1	2	0	0
0400	223	1	181	35	1	0	0	0	1	0	2	2	0	0
0500	318	6	263	33	3	2	0	0	4	0	3	3	0	1
0600	665	8	549	82	3	5	1	0	4	0	5	6	0	1
0700	1069	9	872	143	4	13	7	1	9	0	6	3	0	2
0800	1182	10	979	144	3	16	6	1	12	0	4	5	0	2
0900	1188	12	966	163	5	13	4	0	11	0	6	7	0	2
1000	1291	16	1069	159	4	12	4	0	12	0	7	5	0	2
1100	1421	19	1173	182	4	13	3	0	12	0	6	8	0	2
1200	1487	21	1237	180	3	13	3	1	12	0	7	7	0	2
1300	1416	22	1180	169	4	13	4	0	11	0	6	7	0	2
1400	1428	20	1195	171	3	10	4	0	12	0	5	5	0	1
1500	1505	17	1264	183	6	9	4	0	9	0	5	4	0	1
1600	1512	20	1277	178	4	8	4	1	11	0	3	5	0	2
1700	1542	17	1330	167	3	5	3	0	9	0	4	3	0	1
1800	1288	18	1117	132	2	3	2	1	6	0	3	3	0	1
1900	904	14	778	100	1	4	1	0	2	0	2	2	0	0
2000	719	12	614	82	2	3	0	0	2	0	2	1	0	0
2100	568	8	484	67	1	3	1	0	2	0	1	1	0	0
2200	412	3	355	49	1	1	0	0	1	0	0	1	0	0
2300	320	1	275	36	2	3	0	0	0	0	0	1	0	0
07-19	16328	200	13658	1971	45	129	47	6	126	1	60	63	1	21
06-22	19184	241	16084	2303	54	143	50	6	137	1	69	72	1	23
06-00	19916	246	16714	2388	57	148	50	6	138	2	70	74	1	23
00-00	21108	255	17691	2558	61	155	51	6	144	2	76	84	1	24

Job Name/ Title		Site	Location											
13 June 2023 to 19 June 2023		1	A4226 Port Rd (51.404168, -3.315747)											
		Direction		Two-Way										
TIME PERIOD	TOTAL VEHICLES	MOTOR-CYCLES	CARS OR CAR-BASED LGV	LIGHT GOODS VEHICLES	BUSES	TWO AXLE, SIX TYRE, RIGID	THREE AXLE RIGID	FOUR OR MORE AXLE RIGID	FOUR OR LESS AXLE ARTIC	FIVE AXLE ARTIC	SIX OR MORE AXLE ARTIC	FIVE OR LESS AXLE MULTI-TRAILER ARTIC	SIX AXLE MULTI-TRAILER ARTIC	SEVEN OR MORE AXLE ARTIC
<b>Virtual Week</b>														
Mon	21151	207	17426	2788	61	194	46	4	145	0	133	116	2	29
Tue	21762	261	17977	2724	89	167	105	5	176	2	101	113	1	41
Wed	22078	300	18312	2683	79	186	59	12	180	2	94	135	0	36
Thu	22216	250	18271	2916	67	221	57	8	167	6	102	127	0	24
Fri	23146	247	19326	2958	77	177	33	4	154	1	76	69	0	24
Sat	19773	263	17065	2149	38	91	29	6	98	0	13	17	1	3
Sun	17627	258	15460	1687	19	51	30	1	90	0	12	11	0	8
<b>5 Day Average</b>														
[--]	22071	253	18262	2814	75	189	60	7	164	2	101	112	1	31
<b>7 Day Average</b>														
[--]	21108	255	17691	2558	61	155	51	6	144	2	76	84	1	24
<b>Total Vehicles</b>														
[--]	147753	1786	123837	17905	430	1087	359	40	1010	11	531	588	4	165



Job Name/ Title		Site 1													Location A4226 Port Rd (51.404168, -3.315747)											
0/1/00		to 19 June 2023													Direction		Two-Way		Speed Limit (PSL)		ACPO (SL1)		DFT (SL2)		Mean Speed	85%ile Speed
Time Period	Total Vehicles	0 20	20 25	25 30	30 35	35 40	40 45	45 50	50 55	55 60	60 65	65 70	70 75	75 130	50	50	57 ACPO	57 ACPO	65 DFT	65 DFT	Mean Speed	85%ile Speed				
<b>Saturday, 0 January 1900</b>																										
0000	195	0	0	2	22	36	38	37	28	20	3	6	1	2	60	30.77	24	12.31	9	4.615	46	55.8				
0100	64	0	0	0	1	6	7	27	10	8	2	3	0	0	23	35.94	8	12.5	3	4.688	49.5	56.4				
0200	98	0	0	0	2	18	15	22	23	10	5	1	2	0	41	41.84	12	12.24	3	3.061	48.3	55.7				
0300	211	0	1	3	10	43	59	52	24	14	2	1	0	2	43	20.38	12	5.687	3	1.422	44.6	51.2				
0400	250	0	1	2	9	41	71	56	47	14	7	0	0	2	70	28	16	6.4	2	0.8	45.9	52.8				
0500	343	1	1	0	3	27	78	84	77	46	18	6	1	1	149	43.44	51	14.87	8	2.332	49	57				
0600	776	2	1	5	20	117	168	174	175	82	20	7	2	3	289	37.24	81	10.44	12	1.546	47.3	54.9				
0700	1392	67	32	38	135	325	305	225	185	60	15	4	0	1	265	19.04	49	3.52	5	0.359	41.1	51.4				
0800	1459	415	76	100	135	140	173	238	136	36	5	2	3	0	182	12.47	30	2.056	5	0.343	32.7	49.1				
0900	1266	2	10	9	108	448	285	231	130	32	8	0	2	1	173	13.67	30	2.37	3	0.237	42.1	49.7				
1000	1334	9	1	7	178	469	281	250	109	26	4	0	0	0	139	10.42	14	1.049	0	0	41.3	48.7				
1100	1334	0	1	2	175	382	324	293	120	32	5	0	0	0	157	11.77	19	1.424	0	0	42.1	49.1				
1200	1510	31	12	13	196	428	375	265	155	29	4	2	0	0	190	12.58	14	0.927	2	0.132	41.2	49.4				
1300	1170	15	8	17	121	301	283	230	129	52	10	1	3	0	195	16.67	31	2.65	4	0.342	42.5	50.4				
1400	1380	5	8	7	146	359	284	295	220	39	9	7	1	0	276	20	31	2.246	8	0.58	43.1	51				
1500	1536	2	6	11	160	384	362	326	216	54	14	1	0	0	285	18.55	35	2.279	1	0.065	43.1	50.8				
1600	1623	9	19	50	153	345	362	341	259	72	11	1	1	0	344	21.2	41	2.526	2	0.123	43.1	51.6				
1700	1643	67	25	40	80	285	380	428	254	70	11	0	2	1	338	20.57	49	2.982	3	0.183	43	51.3				
1800	1329	13	25	37	103	276	282	309	203	56	18	5	0	2	284	21.37	50	3.762	7	0.527	43.4	51.4				
1900	889	4	10	11	34	160	195	200	162	71	35	5	0	2	275	30.93	76	8.549	7	0.787	45.8	54				
2000	712	1	2	4	23	156	145	176	142	39	19	4	1	0	205	28.79	41	5.758	5	0.702	45.6	53.1				
2100	539	2	0	2	42	123	132	110	73	34	13	3	3	2	128	23.75	38	7.05	8	1.484	44.7	53.2				
2200	361	4	0	0	12	59	90	93	62	26	10	2	1	2	103	28.53	30	8.31	5	1.385	46.1	53.4				
2300	348	0	1	4	37	111	78	45	35	16	8	6	4	3	72	20.69	28	8.046	13	3.736	43.4	52.8				
07-19	16976	635	223	331	1690	4142	3696	3431	2116	558	114	23	12	5	2828	16.66	393	2.315	40	0.236	41.6	50.4				
06-22	19892	644	236	353	1809	4698	4336	4091	2668	784	201	42	18	12	3725	18.73	629	3.162	72	0.362	42.2	51				
06-00	20601	648	237	357	1858	4868	4504	4229	2765	826	219	50	23	17	3900	18.93	687	3.335	90	0.437	42.3	51				
00-00	21762	649	240	364	1905	5039	4772	4507	2974	938	256	67	27	24	4286	19.69	810	3.722	118	0.542	42.5	51.2				

Job Name/ Title		Site 1													Location A4226 Port Rd (51.404168, -3.315747)											
0/1/00		to 19 June 2023													Direction		Two-Way		Speed Limit (PSL)		ACPO (SL1)		DFT (SL2)		Mean Speed	85%ile Speed
Time Period	Total Vehicles	0 20	20 25	25 30	30 35	35 40	40 45	45 50	50 55	55 60	60 65	65 70	70 75	75 130	50	50	57 ACPO	57 ACPO	65 DFT	65 DFT	Mean Speed	85%ile Speed				
<b>14 June 2023</b>																										
0000	79	0	0	0	2	8	10	27	10	13	3	2	1	3	32	40.51	17	21.52	6	7.595	50.7	58.9				
0100	64	0	0	0	0	11	18	15	8	8	2	2	0	0	20	31.25	7	10.94	2	3.125	47.2	56.1				
0200	77	0	1	1	0	14	14	18	16	6	5	1	0	1	29	37.66	12	15.58	2	2.597	48.1	57.3				
0300	187	0	0	0	7	39	61	41	26	9	3	0	1	0	39	20.86	9	4.813	1	0.535	44.8	52				
0400	218	0	0	1	7	39	47	48	45	21	8	1	0	1	76	34.86	18	8.257	2	0.917	46.8	54.6				
0500	372	2	1	0	3	34	86	84	81	55	17	4	2	3	162	43.55	53	14.25	9	2.419	48.9	56.5				
0600	804	7	2	8	27	128	205	157	153	78	29	5	3	2	270	33.58	69	8.582	10	1.244	46.4	54.9				
0700	1357	31	31	23	104	327	381	225	158	60	10	5	2	0	235	17.32	45	3.316	7	0.516	42.1	50.9				
0800	1391	531	52	54	81	139	175	218	103	32	4	2	0	0	141	10.14	21	1.51	2	0.144	30.3	48.2				
0900	1317	30	8	13	111	374	300	273	149	50	6	2	1	0	208	15.79	31	2.354	3	0.228	42.2	50.3				
1000	1225	1	2	1	131	385	324	233	101	29	14	4	0	0	148	12.08	26	2.122	4	0.327	42.3	49.1				
1100	1343	8	26	16	117	444	295	285	115	28	8	1	0	0	152	11.32	22	1.638	1	0.074	41.7	49.1				
1200	1414	0	6	24	199	374	353	288	123	35	7	2	3	0	170	12.02	23	1.627	5	0.354	41.8	49.1				
1300	1472	196	75	48	136	310	309	270	104	19	4	1	0	0	128	8.696	11	0.747	1	0.068	37	48.4				
1400	1385	5	6	11	179	372	359	263	135	43	8	4	0	0	190	13.72	32	2.31	4	0.289	42.2	49.5				
1500	1582	6	16	32	222	405	397	342	133	24	4	1	0	0	162	10.24	11	0.695	1	0.063	41.4	48.5				
1600	1619	21	25	60	270	354	356	292	171	53	15	1	0	1	241	14.89	42	2.594	2	0.124	41.2	50				
1700	1729	95	44	46	198	392	386	310	214	39	3	2	0	0	258	14.92	16	0.925	2	0.116	40.4	49.9				
1800	1380	1	5	4	38	285	424	359	198	49	12	1	0	4	264	19.13	33	2.391	5	0.362	44.6	51.1				
1900	1022	1	0	0	52	195	273	279	159	52	10	0	0	1	222	21.72	32	3.131	1	0.098	45	51.9				
2000	838	4	3	6	51	136	216	211	134	43	18	13	2	1	211	25.18	57	6.802	16	1.909	45.4	53.1				
2100	578	8	1	1	25	100	155	157	91	25	13	1	0	1	131	22.66	26	4.498	2	0.346	44.9	51.7				
2200	395	1	0	3	11	55	110	98	67	35	10	4	0	1	117	29.62	28	7.089	5	1.266	46.4	53.6				
2300	230	0	0	1	8	44	58	56	36	15	5	4	0	3	63	27.39	20	8.696	7	3.043	46.2	53.7				
07-19	17214	925	296	332	1786	4161	4059	3358	1704	461	95	26	6	5	2297	13.34	313	1.818	37	0.215	40.6	49.4				
06-22	20456	945	302	347	1941	4720	4908	4162	2241	659	165	45	11	10	3131	15.31	497	2.43	66	0.323	41.3	50.1				
06-00	21081	946	302	351	1960	4819	5076	4316	2344	709	180	53	11	14	3311	15.71	545	2.585	78	0.37	41.5	50.2				
00-00	22078	948	304	353	1979	4964	5312	4549	2530	821	218	63	15	22	3669	16.62	661	2.994	100	0.453	41.8	50.4				

Job Name/ Title		Site 1 Location A4226 Port Rd (51.404168, -3.315747)														Speed Limit (PSL)		ACPO (SL1)		DFT (SL2)		Mean Speed	85%ile Speed
0/1/00		to 19 June 2023														Direction Two-Way		ACPO		DFT			
Time Period	Total Vehicles	0	20	25	30	35	40	45	50	55	60	65	70	75	50	50	57	57	65	65	Mean Speed	85%ile Speed	
		20	25	30	35	40	45	50	55	60	65	70	75	130			ACPO	ACPO	DFT	DFT			
<b>15 June 2023</b>																							
0000	171	0	0	0	9	31	51	33	22	11	3	3	2	6	47	27.49	17	9.942	11	6.433	46.8	54.8	
0100	146	0	0	0	13	39	41	26	11	5	3	5	1	2	27	18.49	14	9.589	8	5.479	44.3	51.9	
0200	127	0	0	0	3	17	37	31	19	13	5	1	1	0	39	30.71	15	11.81	2	1.575	47	55.6	
0300	253	2	0	1	22	66	78	49	23	9	1	1	0	1	35	13.83	6	2.372	2	0.791	42.8	49.3	
0400	191	0	0	1	4	23	52	57	31	14	4	3	2	0	54	28.27	19	9.948	5	2.618	47.1	53.1	
0500	393	1	4	1	16	32	76	84	90	58	18	8	4	1	179	45.55	67	17.05	13	3.308	48.8	57.5	
0600	839	3	0	3	34	123	213	205	153	72	20	10	2	1	258	30.75	59	7.032	13	1.549	46.4	54.2	
0700	1324	28	38	34	134	366	328	213	116	57	8	1	1	0	183	13.82	37	2.795	2	0.151	41.2	49.7	
0800	1405	204	62	49	154	290	222	203	165	45	8	1	1	1	221	15.73	31	2.206	3	0.214	37.1	50.3	
0900	1198	1	0	2	105	415	288	217	120	38	9	1	2	0	170	14.19	22	1.836	3	0.25	42.4	49.8	
1000	1242	1	4	8	122	392	280	227	160	37	9	1	1	0	208	16.75	27	2.174	2	0.161	42.5	50.7	
1100	1299	5	12	33	182	345	291	242	148	33	8	0	0	0	189	14.55	21	1.617	0	0	41.7	49.8	
1200	1373	4	8	28	149	426	301	255	157	33	7	3	2	0	202	14.71	31	2.258	5	0.364	42.1	49.9	
1300	1375	4	6	16	155	363	339	302	148	33	7	1	1	0	190	13.82	26	1.891	2	0.145	42.4	49.7	
1400	1452	4	37	83	212	377	299	239	156	34	9	2	0	0	201	13.84	25	1.722	2	0.138	40.7	49.5	
1500	1593	4	6	29	140	421	412	353	183	34	6	5	0	0	228	14.31	22	1.381	5	0.314	42.6	49.9	
1600	1599	56	23	32	181	366	356	329	198	45	12	0	1	0	256	16.01	31	1.939	1	0.063	41.7	50.3	
1700	1628	17	22	33	91	351	503	343	197	60	9	1	1	0	268	16.46	32	1.966	2	0.123	43	50.4	
1800	1453	20	49	26	117	329	316	359	176	47	13	1	0	0	237	16.31	36	2.478	1	0.069	42.4	50.3	
1900	976	0	7	10	13	173	243	242	200	71	14	0	3	0	288	29.51	49	5.02	3	0.307	45.9	53.1	
2000	768	1	0	0	25	135	207	206	146	32	13	2	0	1	194	25.26	33	4.297	3	0.391	45.7	52.1	
2100	601	0	0	0	23	94	176	170	92	33	9	1	1	2	138	22.96	31	5.158	4	0.666	45.7	52	
2200	561	0	0	1	45	130	149	111	72	34	11	3	5	0	125	22.28	39	6.952	8	1.426	44.5	52.9	
2300	249	1	0	5	11	30	66	54	48	15	11	4	1	3	82	32.93	28	11.24	8	3.213	47	54.6	
07-19	16941	348	267	373	1742	4441	3935	3282	1924	496	105	17	10	1	2553	15.07	341	2.013	28	0.165	41.6	50	
06-22	20125	352	274	386	1837	4966	4774	4105	2515	704	161	30	16	5	3431	17.05	513	2.549	51	0.253	42.3	50.6	
06-00	20935	353	274	392	1893	5126	4989	4270	2635	753	183	37	22	8	3638	17.38	580	2.77	67	0.32	42.4	50.7	
00-00	22216	356	278	395	1960	5334	5324	4550	2831	863	217	58	32	18	4019	18.09	718	3.232	108	0.486	42.7	50.9	

Job Name/ Title		Site 1 Location A4226 Port Rd (51.404168, -3.315747)														Speed Limit (PSL)		ACPO (SL1)		DFT (SL2)		Mean Speed	85%ile Speed
0/1/00		to 19 June 2023														Direction Two-Way		ACPO		DFT			
Time Period	Total Vehicles	Speed Bins														50	50	57	57	65	65		
		0/20	20/25	25/30	30/35	35/40	40/45	45/50	50/55	55/60	60/65	65/70	70/75	75/130			ACPO	ACPO	DFT	DFT	Speed	Speed	
<b>16 June 2023</b>																							
0000	108	0	1	0	9	19	17	18	15	13	5	4	1	6	44	40.74	22	20.37	11	10.19	49	59.9	
0100	127	0	0	0	12	25	38	28	10	6	3	3	1	1	24	18.9	10	7.874	5	3.937	44.7	51.9	
0200	160	0	0	0	10	27	50	31	19	8	8	5	1	1	42	26.25	19	11.88	7	4.375	46.2	54.6	
0300	226	0	6	1	6	26	79	59	30	11	7	1	0	0	49	21.68	12	5.31	1	0.442	45	51.8	
0400	253	2	1	0	6	45	56	64	39	25	8	4	3	0	79	31.23	25	9.881	7	2.767	46.6	55.1	
0500	357	1	1	0	7	53	67	84	72	50	10	9	2	1	144	40.34	47	13.17	12	3.361	48.2	56.5	
0600	802	5	2	2	21	127	209	196	145	69	17	9	0	0	240	29.93	58	7.232	9	1.122	46.2	53.9	
0700	1322	27	17	40	135	357	294	187	171	66	20	7	1	0	265	20.05	62	4.69	8	0.605	42.2	51.5	
0800	1396	0	1	14	150	450	307	201	174	69	23	6	1	0	273	19.56	61	4.37	7	0.501	42.7	51.3	
0900	1390	8	1	15	157	439	337	237	146	37	11	1	1	0	196	14.1	27	1.942	2	0.144	42	49.7	
1000	1396	12	9	15	228	441	278	240	134	28	7	3	0	1	173	12.39	22	1.576	4	0.287	41.2	49	
1100	1414	5	6	26	156	418	336	281	160	24	1	1	0	0	186	13.15	10	0.707	1	0.071	41.8	49.4	
1200	1557	9	56	51	185	453	301	287	165	46	4	0	0	0	215	13.81	20	1.285	0	0	41	49.6	
1300	1454	1	18	25	125	408	329	320	176	39	10	1	0	2	228	15.68	32	2.201	3	0.206	42.6	50.2	
1400	1474	1	1	15	121	410	380	332	170	28	11	1	1	3	214	14.52	29	1.967	5	0.339	42.9	49.9	
1500	1608	15	33	39	164	481	399	310	138	21	6	2	0	0	167	10.39	15	0.933	2	0.124	41.1	48.7	
1600	1658	13	35	19	119	346	433	430	199	59	4	0	0	1	263	15.86	26	1.568	1	0.06	43.1	50.3	
1700	1616	12	20	24	55	358	503	396	187	54	5	1	1	0	248	15.35	25	1.547	2	0.124	43.3	50.1	
1800	1411	16	10	15	73	377	369	304	176	51	13	6	0	1	247	17.51	36	2.551	7	0.496	43.2	50.7	
1900	1083	0	0	2	36	237	306	255	179	54	9	3	1	1	247	22.81	43	3.97	5	0.462	45	51.6	
2000	818	1	0	13	25	175	234	195	121	39	10	3	0	2	175	21.39	37	4.523	5	0.611	44.7	51.4	
2100	701	0	0	0	50	179	196	138	98	29	6	2	1	2	138	19.69	24	3.424	5	0.713	43.9	51.2	
2200	492	0	0	2	15	63	126	147	95	25	14	2	3	0	139	28.25	29	5.894	5	1.016	46.6	52.8	
2300	323	1	0	0	3	52	89	67	56	37	8	4	2	4	111	34.37	43	13.31	10	3.096	47.5	56.4	
07-19	17696	119	207	298	1668	4938	4266	3525	1996	522	115	29	5	8	2675	15.12	365	2.063	42	0.237	42.3	50	
06-22	21100	125	209	315	1800	5656	5211	4309	2539	713	157	46	7	13	3475	16.47	527	2.498	66	0.313	42.7	50.4	
06-00	21915	126	209	317	1818	5771	5426	4523	2690	775	179	52	12	17	3725	17	599	2.733	81	0.37	42.9	50.6	
00-00	23146	129	218	318	1868	5966	5733	4807	2875	888	220	78	20	26	4107	17.74	734	3.171	124	0.536	43.1	50.8	

Job Name/ Title		Site 1 Location A4226 Port Rd (51.404168, -3.315747)														Speed Limit (PSL)		ACPO (SL1)		DFT (SL2)		Mean Speed	85%ile Speed
0/1/00		to 19 June 2023														Direction Two-Way		ACPO		DFT			
Time Period	Total Vehicles	Speed Bins														50	50	57	57	65	65		
		0/20	20/25	25/30	30/35	35/40	40/45	45/50	50/55	55/60	60/65	65/70	70/75	75/130			ACPO	ACPO	DFT	DFT	Speed	Speed	
<b>17 June 2023</b>																							
0000	179	1	0	0	4	31	28	49	39	13	8	4	1	1	66	36.87	20	11.17	6	3.352	48	55.6	
0100	191	0	0	0	12	42	49	35	30	12	6	2	2	1	53	27.75	15	7.853	5	2.618	45.7	54	
0200	196	0	0	0	21	54	43	30	23	11	5	4	5	0	48	24.49	19	9.694	9	4.592	44.6	54.4	
0300	212	0	0	0	2	38	58	64	34	11	4	1	0	0	50	23.58	11	5.189	1	0.472	45.8	51.8	
0400	176	0	0	1	7	23	44	56	28	13	4	0	0	0	45	25.57	12	6.818	0	0	46.3	53.1	
0500	213	0	1	0	7	12	44	52	46	31	13	3	1	3	97	45.54	27	12.68	7	3.286	49.5	56.4	
0600	373	1	1	0	14	56	109	89	69	23	7	1	1	2	103	27.61	22	5.898	4	1.072	46	53.3	
0700	441	0	1	2	12	91	146	94	54	25	9	3	4	0	95	21.54	30	6.803	7	1.587	45.1	52.6	
0800	781	5	3	12	40	199	250	150	69	36	13	3	1	0	122	15.62	35	4.481	4	0.512	43.2	50.3	
0900	1127	1	14	9	82	331	337	225	102	19	6	1	0	0	128	11.36	17	1.508	1	0.089	42.2	48.9	
1000	1400	37	32	31	168	405	314	241	136	27	7	2	0	0	172	12.29	23	1.643	2	0.143	40.7	49.3	
1100	1647	22	31	28	198	519	383	294	138	31	3	0	0	0	172	10.44	6	0.364	0	0	40.8	48.5	
1200	1683	12	27	67	199	426	411	333	159	41	5	3	0	0	208	12.36	27	1.604	3	0.178	41.4	49.3	
1300	1508	8	14	38	176	361	405	302	157	41	3	2	1	0	204	13.53	25	1.658	3	0.199	42	49.7	
1400	1462	11	10	5	121	408	390	324	150	36	5	2	0	0	193	13.2	27	1.847	2	0.137	42.5	49.5	
1500	1422	24	25	30	161	343	297	293	190	53	6	0	0	0	249	17.51	27	1.899	0	0	42.1	50.4	
1600	1214	10	1	9	51	237	350	281	201	51	19	3	1	0	275	22.65	46	3.789	4	0.329	44.7	51.9	
1700	1268	1	5	13	47	224	310	328	224	92	18	6	0	0	340	26.81	64	5.047	6	0.473	45.6	52.9	
1800	1153	7	6	26	76	218	289	278	165	70	12	3	1	2	253	21.94	55	4.77	6	0.52	44.2	52.1	
1900	878	0	0	0	12	193	223	225	154	49	18	2	0	2	225	25.63	49	5.581	4	0.456	45.6	52.1	
2000	673	3	0	2	36	144	144	162	111	49	16	4	1	1	182	27.04	43	6.389	6	0.892	45.4	53.5	
2100	652	1	0	4	37	134	219	119	87	29	13	6	2	1	138	21.17	38	5.828	9	1.38	44.5	52.1	
2200	458	1	0	2	32	81	129	117	66	21	5	1	0	3	96	20.96	15	3.275	4	0.873	44.7	51.5	
2300	466	0	0	7	57	114	104	91	58	20	10	3	2	0	93	19.96	25	5.365	5	1.073	43.4	50.8	
07-19	15106	138	169	270	1331	3762	3882	3143	1745	522	106	28	8	2	2411	15.96	382	2.529	38	0.252	42.6	50.3	
06-22	17682	143	170	276	1430	4289	4577	3738	2166	672	160	41	12	8	3059	17.3	534	3.02	61	0.345	43	50.7	
06-00	18606	144	170	285	1519	4484	4810	3946	2290	713	175	45	14	11	3248	17.46	574	3.085	70	0.376	43	50.7	
00-00	19773	145	171	286	1572	4684	5076	4232	2490	804	215	59	23	16	3607	18.24	678	3.429	98	0.496	43.3	51	

Job Name/ Title		Site 1 Location A4226 Port Rd (51.404168, -3.315747)														Speed Limit (PSL)		ACPO (SL1)		DFT (SL2)		Mean Speed	85%ile Speed
0/1/00		to 19 June 2023														Direction Two-Way		ACPO		DFT			
Time Period	Total Vehicles	0	20	25	30	35	40	45	50	55	60	65	70	75	50	50	57	57	65	65	Mean Speed	85%ile Speed	
		20	25	30	35	40	45	50	55	60	65	70	75	130			ACPO	ACPO	DFT	DFT			
<b>18 June 2023</b>																							
0000	286	0	0	0	20	62	63	52	44	24	12	5	2	2	89	31.12	35	12.24	9	3.147	46.2	55.5	
0100	189	0	0	1	10	29	68	31	31	8	8	3	0	0	50	26.46	12	6.349	3	1.587	45.3	52.9	
0200	129	0	0	0	7	14	30	33	19	16	6	1	0	3	45	34.88	19	14.73	4	3.101	48	57.2	
0300	169	1	0	3	7	29	36	43	29	9	4	4	2	2	50	29.59	16	9.467	8	4.734	46.5	53.9	
0400	213	0	0	0	6	31	58	64	37	12	3	1	1	0	54	25.35	8	3.756	2	0.939	45.9	52	
0500	174	0	0	0	1	12	36	45	37	24	11	3	3	2	80	45.98	29	16.67	8	4.598	50.2	57.8	
0600	240	1	1	0	0	21	55	61	49	23	17	8	1	3	101	42.08	42	17.5	12	5	49.4	58.4	
0700	246	5	3	1	2	32	85	54	26	22	8	3	4	1	64	26.02	25	10.16	8	3.252	46	55.1	
0800	410	8	5	1	6	40	123	117	65	29	7	5	1	3	110	26.83	29	7.073	9	2.195	46.2	53.4	
0900	881	19	15	7	76	276	220	145	77	33	8	5	0	0	123	13.96	31	3.519	5	0.568	41.6	49.5	
1000	1217	13	19	24	109	317	323	231	131	42	6	2	0	0	181	14.87	25	2.054	2	0.164	42.1	50	
1100	1663	12	24	73	185	475	396	306	152	32	4	4	0	0	192	11.55	24	1.443	4	0.241	41.1	48.9	
1200	1687	60	40	42	174	485	444	286	128	25	3	0	0	0	156	9.247	10	0.593	0	0	40.2	48.1	
1300	1675	1	0	13	192	606	381	297	142	37	2	4	0	0	185	11.04	18	1.075	4	0.239	41.6	48.8	
1400	1422	12	5	20	106	403	398	286	145	42	3	1	0	1	192	13.5	21	1.477	2	0.141	42.5	49.5	
1500	1312	1	2	9	141	344	316	283	165	36	11	4	0	0	216	16.46	31	2.363	4	0.305	43	50.4	
1600	1282	3	15	2	92	354	318	261	174	45	11	5	2	0	237	18.49	31	2.418	7	0.546	43.3	50.8	
1700	1249	0	2	0	61	366	318	241	181	64	11	2	3	0	261	20.9	45	3.603	5	0.4	44	51.6	
1800	1051	0	0	1	42	230	308	211	170	70	10	7	1	1	259	24.64	48	4.567	9	0.856	45	52.7	
1900	654	0	0	0	16	108	186	157	123	36	20	4	1	3	187	28.59	45	6.881	8	1.223	46.4	53	
2000	577	0	0	4	18	73	148	153	105	51	15	7	1	2	181	31.37	51	8.839	10	1.733	46.9	54.2	
2100	399	1	0	1	11	45	99	93	84	34	19	7	3	2	149	37.34	51	12.78	12	3.008	47.9	55.5	
2200	293	0	0	0	5	44	68	94	50	22	4	1	4	1	82	27.99	22	7.509	6	2.048	47	53.2	
2300	209	0	1	1	6	38	58	47	34	9	6	4	2	3	58	27.75	19	9.091	9	4.306	46.8	53.4	
07-19	14095	134	130	193	1186	3928	3630	2718	1556	477	84	42	11	6	2176	15.44	338	2.398	59	0.419	42.5	50.1	
06-22	15965	136	131	198	1231	4175	4118	3182	1917	621	155	68	17	16	2794	17.5	527	3.301	101	0.633	43	50.7	
06-00	16467	136	132	199	1242	4257	4244	3323	2001	652	165	73	23	20	2934	17.82	568	3.449	116	0.704	43.1	50.8	
00-00	17627	137	132	203	1293	4434	4535	3591	2198	745	209	90	31	29	3302	18.73	687	3.897	150	0.851	43.4	51.1	



Job Name/ Title		Site 1 Location A4226 Port Rd (51.404168, -3.315747)														Speed Limit (PSL)		ACPO (SL1)		DFT (SL2)		Mean Speed	85%ile Speed		
0/1/00		to 19 June 2023														Direction		Two-Way							
Time Period	Total Vehicles	0	20	25	30	35	40	45	50	55	60	65	70	75	50	50	57	57	65	65	Mean Speed	85%ile Speed			
		20	25	30	35	40	45	50	55	60	65	70	75	130			ACPO	ACPO	DFT	DFT					
<b>19 June 2023</b>																									
0000	146	0	0	1	21	28	31	25	17	8	7	4	3	1	40	27.4	19	13.01	8	5.479	45.3	55.6			
0100	170	0	0	1	17	54	52	27	13	3	3	0	0	0	19	11.18	5	2.941	0	0	42	48.8			
0200	153	1	0	2	11	35	44	32	18	5	2	2	1	0	28	18.3	8	5.229	3	1.961	43.9	51.3			
0300	241	0	0	0	12	69	88	40	20	9	2	0	0	1	32	13.28	8	3.32	1	0.415	43.3	49.4			
0400	259	2	5	1	5	31	71	67	39	20	11	5	1	1	77	29.73	25	9.653	7	2.703	46.5	54.8			
0500	377	0	1	0	11	38	64	102	82	43	27	7	1	1	161	42.71	57	15.12	9	2.387	48.9	57			
0600	824	1	0	0	22	125	271	206	138	49	6	4	1	1	199	24.15	35	4.248	6	0.728	45.7	52.9			
0700	1398	6	2	15	81	428	378	261	178	39	7	3	0	0	227	16.24	29	2.074	3	0.215	42.8	50.5			
0800	1429	89	67	28	185	375	246	264	137	26	11	0	1	0	175	12.25	18	1.26	1	0.07	39.1	49.1			
0900	1138	2	5	5	107	330	260	238	131	41	18	1	0	0	191	16.78	36	3.163	1	0.088	43	50.6			
1000	1224	0	1	35	167	370	274	234	108	27	4	4	0	0	143	11.68	16	1.307	4	0.327	41.5	48.8			
1100	1249	12	2	10	113	414	280	224	141	44	5	2	0	2	194	15.53	26	2.082	4	0.32	42.3	50.2			
1200	1184	1	4	22	81	293	372	249	123	30	8	1	0	0	162	13.68	25	2.111	1	0.084	42.9	49.8			
1300	1255	30	8	23	98	359	282	260	152	30	10	2	1	0	195	15.54	22	1.753	3	0.239	42.2	50.2			
1400	1419	6	26	33	166	418	328	215	169	43	9	3	2	1	227	16	29	2.044	6	0.423	41.6	50.3			
1500	1479	3	13	19	67	359	428	348	182	48	8	4	0	0	242	16.36	37	2.502	4	0.27	43.5	50.4			
1600	1591	3	4	14	125	372	397	372	237	61	5	0	1	0	304	19.11	23	1.446	1	0.063	43.6	50.9			
1700	1661	22	9	22	153	381	413	415	201	36	7	2	0	0	246	14.81	25	1.505	2	0.12	42.7	50			
1800	1241	4	2	6	72	252	343	308	185	58	8	3	0	0	254	20.47	37	2.981	3	0.242	44.3	51.5			
1900	825	2	6	1	15	103	242	221	164	52	17	2	0	0	235	28.48	35	4.242	2	0.242	46.2	53.1			
2000	645	1	0	0	23	80	154	155	135	65	21	6	2	3	232	35.97	66	10.23	11	1.705	47.5	55			
2100	504	0	1	1	13	83	154	120	94	24	8	3	1	2	132	26.19	26	5.159	6	1.19	45.8	52.8			
2200	327	1	0	0	8	55	74	85	60	28	10	4	1	1	104	31.8	25	7.645	6	1.835	46.8	54.5			
2300	412	0	0	3	67	110	99	73	32	16	7	4	1	0	60	14.56	22	5.34	5	1.214	42.3	49.9			
07-19	16268	178	143	232	1415	4351	4001	3388	1944	483	100	25	5	3	2560	15.74	323	1.985	33	0.203	42.5	50.2			
06-22	19066	182	150	234	1488	4742	4822	4090	2475	673	152	40	9	9	3358	17.61	485	2.544	58	0.304	43	50.8			
06-00	19805	183	150	237	1563	4907	4995	4248	2567	717	169	48	11	10	3522	17.78	532	2.686	69	0.348	43.1	50.8			
00-00	21151	186	156	242	1640	5162	5345	4541	2756	805	221	66	17	14	3879	18.34	654	3.092	97	0.459	43.2	51			

Job Name/ Title		Site 1 Location A4226 Port Rd (51.404168, -3.315747)														Speed Limit (PSL)		ACPO (SL1)		DFT (SL2)		Mean Speed	85%ile Speed
0/1/00		to 19 June 2023														Direction Two-Way		ACPO		DFT			
Time Period	Total Vehicles	0	20	25	30	35	40	45	50	55	60	65	70	75	50	50	57	57	65	65	Mean Speed	85%ile Speed	
		20	25	30	35	40	45	50	55	60	65	70	75	130			ACPO	ACPO	DFT	DFT			
<b>Average Day</b>																							
0000	166	0	0	0	12	31	34	34	25	15	6	4	2	3	54	32.47	22	13.23	9	5.155	47	56.2	
0100	136	0	0	0	9	29	39	27	16	7	4	3	1	1	31	22.71	10	7.466	4	2.734	45	52.7	
0200	134	0	0	0	8	26	33	28	20	10	5	2	1	1	39	28.94	15	11.06	4	3.191	46.2	54.7	
0300	214	0	1	1	9	44	66	50	27	10	3	1	0	1	43	19.88	11	4.937	2	1.134	44.6	51.3	
0400	223	1	1	1	6	33	57	59	38	17	6	2	1	1	65	29.17	18	7.885	4	1.603	46.4	53.7	
0500	318	1	1	0	7	30	64	76	69	44	16	6	2	2	139	43.61	47	14.85	9	2.961	48.9	56.9	
0600	665	3	1	3	20	100	176	155	126	57	17	6	1	2	209	31.34	52	7.857	9	1.417	46.5	54.2	
0700	1069	23	18	22	86	275	274	180	127	47	11	4	2	0	191	17.83	40	3.703	6	0.535	42.2	51	
0800	1182	179	38	37	107	233	214	199	121	39	10	3	1	1	175	14.8	32	2.72	4	0.375	37.5	49.9	
0900	1188	9	8	9	107	373	290	224	122	36	9	2	1	0	170	14.3	28	2.333	3	0.216	42.2	49.8	
1000	1291	10	10	17	158	397	296	237	126	31	7	2	0	0	166	12.88	22	1.693	3	0.199	41.6	49.3	
1100	1421	9	15	27	161	428	329	275	139	32	5	1	0	0	177	12.48	18	1.287	1	0.101	41.6	49.2	
1200	1487	17	22	35	169	412	365	280	144	34	5	2	1	0	186	12.52	21	1.441	2	0.154	41.4	49.2	
1300	1416	36	18	26	143	387	333	283	144	36	7	2	1	0	189	13.37	24	1.665	3	0.202	41.4	49.5	
1400	1428	6	13	25	150	392	348	279	164	38	8	3	1	1	213	14.94	28	1.941	4	0.29	42.2	50	
1500	1505	8	14	24	151	391	373	322	172	39	8	2	0	0	221	14.71	25	1.69	2	0.161	42.3	49.9	
1600	1512	16	17	27	142	339	367	329	206	55	11	1	1	0	274	18.14	34	2.267	3	0.17	42.9	50.8	
1700	1542	31	18	25	98	337	402	352	208	59	9	2	1	0	280	18.15	37	2.372	3	0.204	43	50.8	
1800	1288	9	14	16	74	281	333	304	182	57	12	4	0	1	257	19.94	42	3.271	5	0.421	43.8	51.3	
1900	904	1	3	3	25	167	238	226	163	55	18	2	1	1	240	26.54	47	5.2	4	0.474	45.6	52.6	
2000	719	2	1	4	29	128	178	180	128	45	16	6	1	1	197	27.43	47	6.52	8	1.113	45.8	53	
2100	568	2	0	1	29	108	162	130	88	30	12	3	2	2	136	24.01	33	5.888	7	1.158	45.2	52.4	
2200	412	1	0	1	18	70	107	106	67	27	9	2	2	1	109	26.53	27	6.512	6	1.351	45.9	53	
2300	320	0	0	3	27	71	79	62	43	18	8	4	2	2	77	24.09	26	8.27	8	2.548	44.8	53.1	
07-19	16328	354	205	290	1545	4246	3924	3264	1855	503	103	27	8	4	2500	15.31	351	2.148	40	0.242	41.9	50.1	
06-22	19184	361	210	301	1648	4749	4678	3954	2360	689	164	45	13	10	3282	17.11	530	2.764	68	0.354	42.5	50.6	
06-00	19916	362	211	305	1693	4890	4863	4122	2470	735	181	51	17	14	3468	17.41	584	2.93	82	0.41	42.6	50.7	
00-00	21108	364	214	309	1745	5083	5157	4397	2665	838	222	69	24	21	3838	18.19	706	3.345	114	0.538	42.8	50.9	

Job Name/ Title										Site 1 Location A4226 Port Rd (51.404168, -3.315747)												
0/1/00 to 19 June 2023										Direction Two-Way												
Speed Bins										Speed Limit (PSL)		ACPO (SL1)		DFT (SL2)		Mean Speed	85%ile Speed					
Time Period	Total Vehicles	0-20	20-25	25-30	30-35	35-40	40-45	45-50	50-55	55-60	60-65	65-70	70-75	75-130	50	50	57 ACPO	57 ACPO	65 DFT	65 DFT	Mean Speed	85%ile Speed

**Virtual Week**

Mon	21151	186	156	242	1640	5162	5345	4541	2756	805	221	66	17	14	3879	18.34	654	3.092	97	0.459	43.2	51
Tue	21762	649	240	364	1905	5039	4772	4507	2974	938	256	67	27	24	4286	19.69	810	3.722	118	0.542	42.5	51.2
Wed	22078	948	304	353	1979	4964	5312	4549	2530	821	218	63	15	22	3669	16.62	661	2.994	100	0.453	41.8	50.4
Thu	22216	356	278	395	1960	5334	5324	4550	2831	863	217	58	32	18	4019	18.09	718	3.232	108	0.486	42.7	50.9
Fri	23146	129	218	318	1868	5966	5733	4807	2875	888	220	78	20	26	4107	17.74	734	3.171	124	0.536	43.1	50.8
Sat	19773	145	171	286	1572	4684	5076	4232	2490	804	215	59	23	16	3607	18.24	678	3.429	98	0.496	43.3	51
Sun	17627	137	132	203	1293	4434	4535	3591	2198	745	209	90	31	29	3302	18.73	687	3.897	150	0.851	43.4	51.1

**5 Day Average**

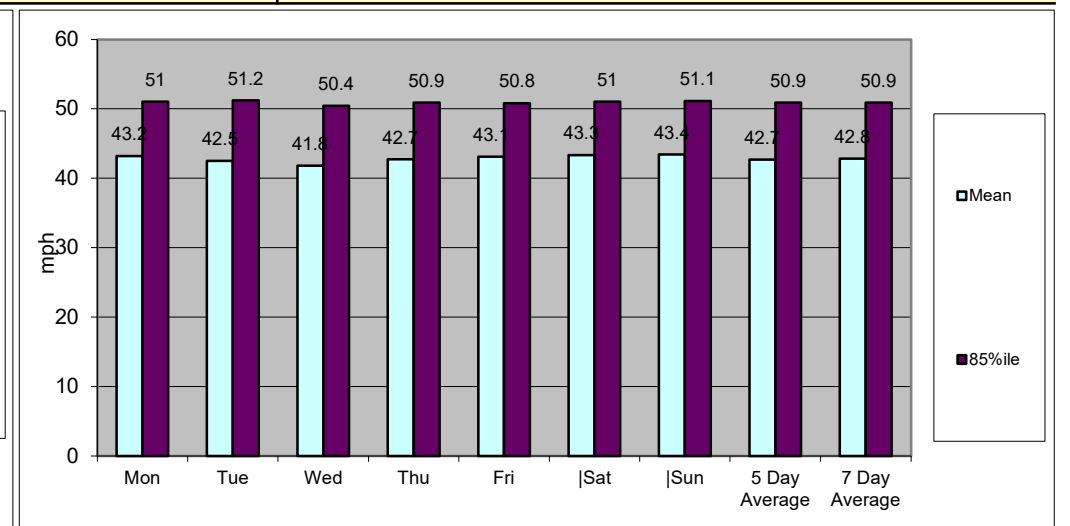
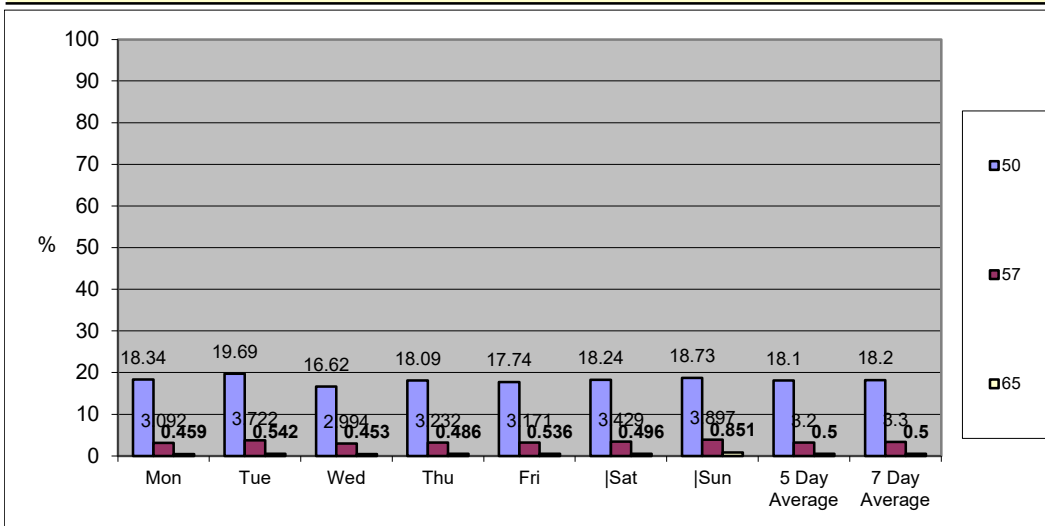
[--]	22071	454	239	334	1870	5293	5297	4591	2793	863	226	66	22	21	3992	18.1	715	3.2	109	0.5	42.7	50.9
------	-------	-----	-----	-----	------	------	------	------	------	-----	-----	----	----	----	------	------	-----	-----	-----	-----	------	------

**7 Day Average**

[--]	21108	364	214	309	1745	5083	5157	4397	2665	838	222	69	24	21	3838	18.2	706	3.3	114	0.5	42.8	50.9
------	-------	-----	-----	-----	------	------	------	------	------	-----	-----	----	----	----	------	------	-----	-----	-----	-----	------	------

**Total Vehicles**

[--]	147753	2550	1499	2161	12217	35583	36097	30777	18654	5864	1556	481	165	149	26869	18.2	4942	3.3	795	0.5	42.8	50.9
------	--------	------	------	------	-------	-------	-------	-------	-------	------	------	-----	-----	-----	-------	------	------	-----	-----	-----	------	------



# Classification Schemes

## Scheme F Classification Scheme (Non-metric)

Scheme F is an attempt to implement the FWHA's visual classification scheme as an axle-based classification scheme. This is one of several interpretations.

Class	Vehicle Type	No. of Axles	Axle spacing in feet				
			Axle 1 to 2	Axle 2 to 3	Axle 3 to 4	Axle 4 to 5	Axle 5 to 6
1	motorcycle	2	<6.0				
2	passenger car	2	6.0 - 10.0				
	car + 1 axle trailer	3	<10.0	10.0 - 18.0			
	car + 2 axle trailer	4	<10.0		<3.5		
3	pickup	2	10.0 - 15.0				
	pickup + 1 axle trailer	3	10.0 - 15.0	10.0 - 18.0			
	pickup + 2 axle trailer	4	10.0 - 15.0		<3.5		
	pickup + 3 axle trailer	5	9.9 - 15.0			<3.5	
4	bus	2	>20.0				
	bus	3	>19.0				
5	single unit truck - dual rear axle	2	14.9 - 20.0			<3.5	
6	3 axle truck	3		<18.0			
7	4 axle truck	4					
8	2S1	3		>18.0			
	2S2	4		>5.0	>3.5		
	3S1	4		<5.0	>10.0		
9	3S2	5		<6.1		3.5 - 8.0	
	5 axle combination	5					
10	6 axle combination	6			3.5 - 5.0		
	3S3	6					
11	2S1-2	5		>6.0			
12	3S1-2	6					>10.0
13	truck	7 or more					

Job Number & Title: **SS1142** Barry Port Rd

Site Location: Port Rd Site 2

Survey Date: 13/6/23

Site Location Plan



Job Name/ Title																	
JUNE 2023																	
Site	Location	Lat / Long	Direction	Start Date	End Date	Posted Speed Limit (PSL)	Total Vehicles	5 Day Ave.	7 Day Ave.	Posted Speed Limit (PSL)		110%(PSL) + 2 (SL1)		DfT PSL+15 (SL2)		Mean Speed	85%ile Speed
										>PSL	>PSL%	>SL1	>SL1%	>SL2	>SL2%		
2	Port Rd	51.401090, -3.327669	Northbound	13 June 2023	19 June 2023	50	35283	5167	5040	1639	4.6	310	0.9	78	0.2	40.5	45.7
			Southbound	13 June 2023	19 June 2023		40917	5973	5845	9625	23.5	2297	5.6	644	1.6	45.9	52.1
			Two-Way	13 June 2023	19 June 2023		76200	11140	10886	11264	15	2607	3	722	1	43	50



Job Name/ Title		Site	2	Location	Port Rd (51.401090, -3.327669)											
13 June 2023		to	19 June 2023		Direction	Northbound										
TIME PERIOD	TOTAL VEHICLES	MOTOR-CYCLES	CARS OR CAR-BASED LGV	LIGHT GOODS VEHICLE S	BUSES	TWO AXLE, SIX TYRE, RIGID	THREE AXLE RIGID	FOUR OR MORE AXLE RIGID	FOUR OR LESS AXLE ARTIC	FIVE AXLE ARTIC	SIX OR MORE AXLE ARTIC	FIVE OR LESS AXLE MULTI-TRAILER ARTIC	SIX AXLE MULTI-TRAILER ARTIC	SEVEN OR MORE AXLE ARTIC		
<b>13 June 2023</b>																
0000	46	0	44	2	0	0	0	0	0	0	0	0	0	0		
0100	12	0	10	2	0	0	0	0	0	0	0	0	0	0		
0200	9	0	6	3	0	0	0	0	0	0	0	0	0	0		
0300	19	0	17	1	0	0	0	0	1	0	0	0	0	0		
0400	61	0	58	3	0	0	0	0	0	0	0	0	0	0		
0500	76	0	71	4	0	0	0	0	0	0	0	1	0	0		
0600	205	4	182	14	1	1	2	0	1	0	0	0	0	0		
0700	486	9	437	36	1	1	2	0	0	0	0	0	0	0		
0800	458	5	407	36	0	3	3	0	2	0	1	1	0	0		
0900	351	10	304	31	1	3	1	0	1	0	0	0	0	0		
1000	296	1	274	15	2	0	2	0	1	0	1	0	0	0		
1100	292	2	264	23	0	1	0	0	1	0	1	0	0	0		
1200	346	3	309	27	1	2	2	0	1	0	1	0	0	0		
1300	279	5	254	14	0	4	0	0	2	0	0	0	0	0		
1400	291	4	261	21	1	1	1	0	1	0	0	1	0	0		
1500	299	6	265	22	2	2	1	0	1	0	0	0	0	0		
1600	279	1	256	19	0	3	0	0	0	0	0	0	0	0		
1700	292	7	270	13	0	1	1	0	0	0	0	0	0	0		
1800	282	3	259	10	3	2	2	0	3	0	0	0	0	0		
1900	202	7	180	11	1	2	0	0	1	0	0	0	0	0		
2000	154	1	143	9	0	0	0	0	1	0	0	0	0	0		
2100	133	1	124	6	0	2	0	0	0	0	0	0	0	0		
2200	57	0	55	1	1	0	0	0	0	0	0	0	0	0		
2300	90	1	81	4	0	3	0	0	1	0	0	0	0	0		
07-19	3951	56	3560	267	11	23	15	0	13	0	4	2	0	0		
06-22	4645	69	4189	307	13	28	17	0	16	0	4	2	0	0		
06-00	4792	70	4325	312	14	31	17	0	17	0	4	2	0	0		
00-00	5015	70	4531	327	14	31	17	0	18	0	4	3	0	0		

Job Name/ Title		Site		Location															
13 June 2023		to		19 June 2023		2		Port Rd (51.401090, -3.327669)											
						Direction		Northbound											
TIME PERIOD	TOTAL VEHICLES	MOTOR-CYCLES	CARS OR CAR-BASED LGV	LIGHT GOODS VEHICLE S	BUSES	TWO AXLE, SIX TYRE, RIGID	THREE AXLE RIGID	FOUR OR MORE AXLE RIGID	FOUR OR LESS AXLE ARTIC	FIVE AXLE ARTIC	SIX OR MORE AXLE ARTIC	FIVE OR LESS AXLE			SEVEN OR MORE AXLE				
												MULTI-TRAILER ARTIC	SIX AXLE MULTI-TRAILER ARTIC	SEVEN OR MORE AXLE ARTIC	MULTI-TRAILER ARTIC	SIX AXLE MULTI-TRAILER ARTIC	SEVEN OR MORE AXLE ARTIC		
<b>14 June 2023</b>																			
0000	17	0	17	0	0	0	0	0	0	0	0	0	0	0	0				
0100	8	0	8	0	0	0	0	0	0	0	0	0	0	0	0				
0200	9	0	9	0	0	0	0	0	0	0	0	0	0	0	0				
0300	16	0	14	2	0	0	0	0	0	0	0	0	0	0	0				
0400	47	0	42	5	0	0	0	0	0	0	0	0	0	0	0				
0500	91	0	84	6	0	0	1	0	0	0	0	0	0	0	0				
0600	205	3	184	15	1	1	0	0	0	0	0	1	0	0	0				
0700	465	2	421	30	2	4	2	0	2	0	0	1	0	1	1				
0800	450	3	402	40	0	4	0	0	0	0	0	1	0	0	0				
0900	345	5	312	23	0	2	1	0	2	0	0	0	0	0	0				
1000	299	1	268	22	2	3	2	0	1	0	0	0	0	0	0				
1100	357	1	322	29	0	3	1	0	1	0	0	0	0	0	0				
1200	304	1	277	20	0	2	0	0	2	0	0	2	0	0	0				
1300	360	8	318	29	1	2	0	0	2	0	0	0	0	0	0				
1400	284	4	251	26	0	1	0	0	2	0	0	0	0	0	0				
1500	330	4	292	23	1	6	1	0	2	0	0	1	0	0	0				
1600	321	2	300	15	1	1	2	0	0	0	0	0	0	0	0				
1700	309	6	279	20	2	2	0	0	0	0	0	0	0	0	0				
1800	286	1	275	7	1	2	0	0	0	0	0	0	0	0	0				
1900	232	0	218	11	0	0	0	0	2	0	1	0	0	0	0				
2000	188	3	175	9	0	1	0	0	0	0	0	0	0	0	0				
2100	118	2	111	3	1	1	0	0	0	0	0	0	0	0	0				
2200	74	0	71	1	0	1	1	0	0	0	0	0	0	0	0				
2300	45	0	41	2	0	2	0	0	0	0	0	0	0	0	0				
07-19	4110	38	3717	284	10	32	9	0	14	0	0	5	0	1	1				
06-22	4853	46	4405	322	12	35	9	0	16	0	1	6	0	1	1				
06-00	4972	46	4517	325	12	38	10	0	16	0	1	6	0	1	1				
00-00	5160	46	4691	338	12	38	11	0	16	0	1	6	0	1	1				



Job Name/ Title		Site		Location															
13 June 2023		to		19 June 2023		2		Port Rd (51.401090, -3.327669)											
						Direction		Northbound											
TIME PERIOD	TOTAL VEHICLES	MOTOR-CYCLES	CARS OR CAR-BASED LGV	LIGHT GOODS VEHICLE S	BUSES	TWO AXLE, SIX TYRE, RIGID	THREE AXLE RIGID	FOUR OR MORE AXLE RIGID	FOUR OR LESS AXLE ARTIC	FIVE AXLE ARTIC	SIX OR MORE AXLE ARTIC	FIVE OR LESS AXLE			SEVEN OR MORE AXLE				
												MULTI-TRAILER ARTIC	SIX AXLE MULTI-TRAILER ARTIC	TRAILER ARTIC	OR MORE AXLE	TRAILER ARTIC	OR MORE AXLE		
<b>15 June 2023</b>																			
0000	38	0	36	2	0	0	0	0	0	0	0	0	0	0	0				
0100	34	0	33	1	0	0	0	0	0	0	0	0	0	0	0				
0200	13	0	11	2	0	0	0	0	0	0	0	0	0	0	0				
0300	43	0	41	2	0	0	0	0	0	0	0	0	0	0	0				
0400	39	0	36	3	0	0	0	0	0	0	0	0	0	0	0				
0500	72	2	68	2	0	0	0	0	0	0	0	0	0	0	0				
0600	209	2	192	12	0	1	1	0	1	0	0	0	0	0	0				
0700	454	5	400	37	1	5	3	0	1	0	1	1	1	0	0				
0800	482	4	432	37	1	3	2	0	3	0	0	0	0	0	0				
0900	360	2	316	32	0	3	2	0	3	0	0	2	0	0	0				
1000	299	1	279	15	1	2	0	0	0	0	0	1	0	0	0				
1100	305	1	265	28	0	7	2	0	0	0	1	1	0	0	0				
1200	284	1	254	22	2	3	0	0	1	0	0	1	0	0	0				
1300	300	2	266	25	0	5	0	0	1	0	0	1	0	0	0				
1400	360	2	318	32	0	4	2	0	0	1	0	1	0	0	0				
1500	335	5	297	24	0	4	2	0	2	1	0	0	0	0	0				
1600	319	1	284	28	0	2	1	0	3	0	0	0	0	0	0				
1700	334	5	306	18	0	3	0	0	2	0	0	0	0	0	0				
1800	280	3	267	6	1	1	0	0	1	0	0	1	0	0	0				
1900	209	2	194	12	0	1	0	0	0	0	0	0	0	0	0				
2000	157	4	141	10	0	2	0	0	0	0	0	0	0	0	0				
2100	102	0	95	5	0	1	0	0	1	0	0	0	0	0	0				
2200	109	0	103	6	0	0	0	0	0	0	0	0	0	0	0				
2300	59	2	51	3	0	2	0	0	0	0	0	1	0	0	0				
07-19	4112	32	3684	304	6	42	14	0	17	2	2	9	0	0	0				
06-22	4789	40	4306	343	6	47	15	0	19	2	2	9	0	0	0				
06-00	4957	42	4460	352	6	49	15	0	19	2	2	10	0	0	0				
00-00	5196	44	4685	364	6	49	15	0	19	2	2	10	0	0	0				

Job Name/ Title		Site		Location		Port Rd (51.401090, -3.327669)								
13 June 2023		to		19 June 2023		Direction		Northbound						
TIME PERIOD	TOTAL VEHICLES	MOTOR-CYCLES	CARS OR CAR-BASED LGV	LIGHT GOODS VEHICLE S	BUSES	TWO AXLE, SIX TYRE, RIGID	THREE AXLE RIGID	FOUR OR MORE AXLE RIGID	FOUR OR LESS AXLE ARTIC	FIVE AXLE ARTIC	SIX OR MORE AXLE ARTIC	FIVE OR LESS AXLE MULTI-TRAILER ARTIC	SIX AXLE MULTI-TRAILER ARTIC	SEVEN OR MORE AXLE ARTIC
<b>16 June 2023</b>														
0000	14	0	14	0	0	0	0	0	0	0	0	0	0	0
0100	21	0	20	1	0	0	0	0	0	0	0	0	0	0
0200	27	0	23	4	0	0	0	0	0	0	0	0	0	0
0300	30	1	24	5	0	0	0	0	0	0	0	0	0	0
0400	42	0	35	7	0	0	0	0	0	0	0	0	0	0
0500	63	2	56	4	1	0	0	0	0	0	0	0	0	0
0600	213	2	194	16	0	1	0	0	0	0	0	0	0	0
0700	425	4	376	39	0	4	0	0	2	0	0	0	0	0
0800	459	1	414	38	3	1	1	0	0	0	1	0	0	0
0900	406	2	369	29	0	4	1	0	1	0	0	0	0	0
1000	373	4	340	24	0	1	2	0	1	0	0	1	0	0
1100	334	2	293	33	1	4	0	0	1	0	0	0	0	0
1200	344	0	308	30	2	1	0	1	1	0	0	1	0	0
1300	327	6	295	22	1	2	0	0	1	0	0	0	0	0
1400	303	3	272	25	0	1	0	0	2	0	0	0	0	0
1500	350	5	317	21	1	5	0	0	1	0	0	0	0	0
1600	307	2	286	16	1	2	0	0	0	0	0	0	0	0
1700	349	2	333	12	0	2	0	0	0	0	0	0	0	0
1800	335	8	309	15	0	2	0	0	1	0	0	0	0	0
1900	231	1	220	9	0	1	0	0	0	0	0	0	0	0
2000	176	5	161	8	1	1	0	0	0	0	0	0	0	0
2100	157	1	147	8	0	1	0	0	0	0	0	0	0	0
2200	76	0	68	6	0	1	0	0	1	0	0	0	0	0
2300	86	1	77	5	0	2	1	0	0	0	0	0	0	0
07-19	4312	39	3912	304	9	29	4	1	11	0	1	2	0	0
06-22	5089	48	4634	345	10	33	4	1	11	0	1	2	0	0
06-00	5251	49	4779	356	10	36	5	1	12	0	1	2	0	0
00-00	5448	52	4951	377	11	36	5	1	12	0	1	2	0	0

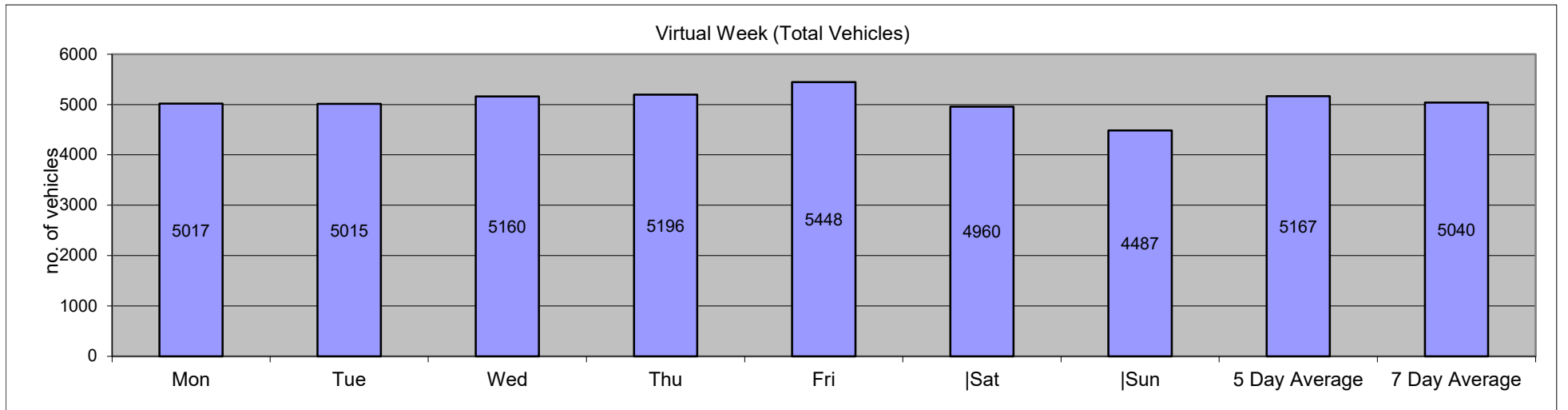
Job Name/ Title		Site	2	Location	Port Rd (51.401090, -3.327669)											
13 June 2023		to	19 June 2023		Direction	Northbound										
TIME PERIOD	TOTAL VEHICLES	MOTOR-CYCLES	CARS OR CAR-BASED LGV	LIGHT GOODS VEHICLE S	BUSES	TWO AXLE, SIX TYRE, RIGID	THREE AXLE RIGID	FOUR OR MORE AXLE RIGID	FOUR OR LESS AXLE ARTIC	FIVE AXLE ARTIC	SIX OR MORE AXLE ARTIC	FIVE OR LESS AXLE MULTI-TRAILER ARTIC	SIX AXLE MULTI-TRAILER ARTIC	SEVEN OR MORE AXLE ARTIC		
<b>17 June 2023</b>																
0000	29	0	28	1	0	0	0	0	0	0	0	0	0	0		
0100	32	0	28	4	0	0	0	0	0	0	0	0	0	0		
0200	39	0	38	1	0	0	0	0	0	0	0	0	0	0		
0300	24	0	18	6	0	0	0	0	0	0	0	0	0	0		
0400	23	0	22	1	0	0	0	0	0	0	0	0	0	0		
0500	45	1	39	5	0	0	0	0	0	0	0	0	0	0		
0600	96	0	89	6	0	1	0	0	0	0	0	0	0	0		
0700	133	1	118	10	0	2	2	0	0	0	0	0	0	0		
0800	276	3	258	13	0	1	1	0	0	0	0	0	0	0		
0900	345	6	320	17	0	2	0	0	0	0	0	0	0	0		
1000	406	3	384	14	1	1	1	0	1	0	0	1	0	0		
1100	424	5	390	26	0	2	0	0	1	0	0	0	0	0		
1200	381	6	356	12	1	1	1	0	2	0	2	0	0	0		
1300	390	2	368	15	0	2	2	0	1	0	0	0	0	0		
1400	348	5	325	14	2	0	1	0	1	0	0	0	0	0		
1500	335	7	313	10	0	1	1	0	3	0	0	0	0	0		
1600	294	6	276	10	0	1	0	0	1	0	0	0	0	0		
1700	251	1	238	11	0	1	0	0	0	0	0	0	0	0		
1800	294	2	281	9	1	0	1	0	0	0	0	0	0	0		
1900	216	3	198	13	0	1	0	0	1	0	0	0	0	0		
2000	162	1	153	6	0	1	0	0	1	0	0	0	0	0		
2100	174	1	161	11	0	1	0	0	0	0	0	0	0	0		
2200	125	0	122	2	1	0	0	0	0	0	0	0	0	0		
2300	118	0	111	5	0	2	0	0	0	0	0	0	0	0		
07-19	3877	47	3627	161	5	14	10	0	10	0	2	1	0	0		
06-22	4525	52	4228	197	5	18	10	0	12	0	2	1	0	0		
06-00	4768	52	4461	204	6	20	10	0	12	0	2	1	0	0		
00-00	4960	53	4634	222	6	20	10	0	12	0	2	1	0	0		

Job Name/ Title		Site	2	Location	Port Rd (51.401090, -3.327669)										
13 June 2023		to	19 June 2023		Direction	Northbound									
TIME PERIOD	TOTAL VEHICLES	MOTOR-CYCLES	CARS OR CAR-BASED LGV	LIGHT GOODS VEHICLE S	BUSES	TWO AXLE, SIX TYRE, RIGID	THREE AXLE RIGID	FOUR OR MORE AXLE RIGID	FOUR OR LESS AXLE ARTIC	FIVE AXLE ARTIC	SIX OR MORE AXLE ARTIC	FIVE OR LESS AXLE MULTI-TRAILER ARTIC	SIX AXLE MULTI-TRAILER ARTIC	SEVEN OR MORE AXLE ARTIC	
<b>18 June 2023</b>															
0000	60	0	54	5	0	1	0	0	0	0	0	0	0	0	
0100	53	0	49	4	0	0	0	0	0	0	0	0	0	0	
0200	26	0	26	0	0	0	0	0	0	0	0	0	0	0	
0300	25	0	22	3	0	0	0	0	0	0	0	0	0	0	
0400	30	0	28	2	0	0	0	0	0	0	0	0	0	0	
0500	41	1	37	3	0	0	0	0	0	0	0	0	0	0	
0600	64	0	62	2	0	0	0	0	0	0	0	0	0	0	
0700	83	1	73	6	0	1	1	0	0	0	0	1	0	0	
0800	114	6	100	5	0	2	0	0	0	0	0	0	0	1	
0900	282	1	262	13	0	3	3	0	0	0	0	0	0	0	
1000	371	5	344	14	1	1	0	1	3	0	0	0	0	2	
1100	413	4	386	18	1	1	2	0	0	0	1	0	0	0	
1200	401	14	370	15	0	0	0	1	1	0	0	0	0	0	
1300	437	6	415	13	0	1	1	0	0	0	0	1	0	0	
1400	348	10	329	7	0	0	0	0	1	0	0	1	0	0	
1500	343	3	325	12	0	1	0	0	2	0	0	0	0	0	
1600	303	5	289	9	0	0	0	0	0	0	0	0	0	0	
1700	347	3	328	13	0	1	1	0	1	0	0	0	0	0	
1800	251	1	246	3	0	0	0	0	1	0	0	0	0	0	
1900	154	0	148	5	0	1	0	0	0	0	0	0	0	0	
2000	121	0	118	3	0	0	0	0	0	0	0	0	0	0	
2100	109	3	101	4	0	1	0	0	0	0	0	0	0	0	
2200	64	0	62	1	0	1	0	0	0	0	0	0	0	0	
2300	47	0	46	1	0	0	0	0	0	0	0	0	0	0	
07-19	3693	59	3467	128	2	11	8	2	9	0	1	3	0	3	
06-22	4141	62	3896	142	2	13	8	2	9	0	1	3	0	3	
06-00	4252	62	4004	144	2	14	8	2	9	0	1	3	0	3	
00-00	4487	63	4220	161	2	15	8	2	9	0	1	3	0	3	

Job Name/ Title		Site	2	Location	Port Rd (51.401090, -3.327669)										
13 June 2023		to	19 June 2023		Direction	Northbound									
TIME PERIOD	TOTAL VEHICLES	MOTOR-CYCLES	CARS OR CAR-BASED LGV	LIGHT GOODS VEHICLE S	BUSES	TWO AXLE, SIX TYRE, RIGID	THREE AXLE RIGID	FOUR OR MORE AXLE RIGID	FOUR OR LESS AXLE ARTIC	FIVE AXLE ARTIC	SIX OR MORE AXLE ARTIC	FIVE OR LESS AXLE MULTI-TRAILER ARTIC	SIX AXLE MULTI-TRAILER ARTIC	SEVEN OR MORE AXLE ARTIC	
<b>19 June 2023</b>															
0000	22	0	21	1	0	0	0	0	0	0	0	0	0	0	
0100	35	0	33	2	0	0	0	0	0	0	0	0	0	0	
0200	19	0	19	0	0	0	0	0	0	0	0	0	0	0	
0300	36	0	30	6	0	0	0	0	0	0	0	0	0	0	
0400	57	1	53	3	0	0	0	0	0	0	0	0	0	0	
0500	87	0	77	10	0	0	0	0	0	0	0	0	0	0	
0600	220	1	205	12	0	1	0	0	0	0	1	0	0	0	
0700	462	2	423	30	1	4	1	0	1	0	0	0	0	0	
0800	453	4	408	36	1	3	0	0	1	0	0	0	0	0	
0900	354	2	322	23	1	1	3	0	2	0	0	0	0	0	
1000	351	1	308	33	1	4	1	0	0	0	1	2	0	0	
1100	292	5	261	23	1	2	0	0	0	0	0	0	0	0	
1200	277	3	245	24	0	3	1	0	1	0	0	0	0	0	
1300	299	3	269	22	0	3	2	0	0	0	0	0	0	0	
1400	317	3	283	28	0	1	0	0	1	0	0	1	0	0	
1500	302	5	276	14	1	3	0	0	3	0	0	0	0	0	
1600	274	4	247	15	3	2	0	0	2	0	0	1	0	0	
1700	311	4	285	19	0	1	0	0	2	0	0	0	0	0	
1800	281	2	262	14	0	1	2	0	0	0	0	0	0	0	
1900	182	1	168	12	0	1	0	0	0	0	0	0	0	0	
2000	138	1	121	14	0	1	0	0	1	0	0	0	0	0	
2100	102	2	91	7	0	2	0	0	0	0	0	0	0	0	
2200	55	4	47	2	0	1	1	0	0	0	0	0	0	0	
2300	91	0	86	3	0	2	0	0	0	0	0	0	0	0	
07-19	3973	38	3589	281	9	28	10	0	13	0	1	4	0	0	
06-22	4615	43	4174	326	9	33	10	0	14	0	2	4	0	0	
06-00	4761	47	4307	331	9	36	11	0	14	0	2	4	0	0	
00-00	5017	48	4540	353	9	36	11	0	14	0	2	4	0	0	

Job Name/ Title		Site		Location		Port Rd (51.401090, -3.327669)								
13 June 2023		to		19 June 2023		Direction Northbound								
TIME PERIOD	TOTAL VEHICLES	MOTOR-CYCLES	CARS OR CAR-BASED LGV	LIGHT GOODS VEHICLE S	BUSES	TWO AXLE, SIX TYRE, RIGID	THREE AXLE RIGID	FOUR OR MORE AXLE RIGID	FOUR OR LESS AXLE ARTIC	FIVE AXLE ARTIC	SIX OR MORE AXLE ARTIC	FIVE OR LESS AXLE MULTI-TRAILER ARTIC	SIX AXLE MULTI-TRAILER ARTIC	SEVEN OR MORE AXLE ARTIC
<b>Average Day</b>														
0000	32	0	31	2	0	0	0	0	0	0	0	0	0	0
0100	28	0	26	2	0	0	0	0	0	0	0	0	0	0
0200	20	0	19	1	0	0	0	0	0	0	0	0	0	0
0300	28	0	24	4	0	0	0	0	0	0	0	0	0	0
0400	43	0	39	3	0	0	0	0	0	0	0	0	0	0
0500	68	1	62	5	0	0	0	0	0	0	0	0	0	0
0600	173	2	158	11	0	1	0	0	0	0	0	0	0	0
0700	358	3	321	27	1	3	2	0	1	0	0	0	0	0
0800	385	4	346	29	1	2	1	0	1	0	0	0	0	0
0900	349	4	315	24	0	3	2	0	1	0	0	0	0	0
1000	342	2	314	20	1	2	1	0	1	0	0	1	0	0
1100	345	3	312	26	0	3	1	0	1	0	0	0	0	0
1200	334	4	303	21	1	2	1	0	1	0	0	1	0	0
1300	342	5	312	20	0	3	1	0	1	0	0	0	0	0
1400	322	4	291	22	0	1	1	0	1	0	0	1	0	0
1500	328	5	298	18	1	3	1	0	2	0	0	0	0	0
1600	300	3	277	16	1	2	0	0	1	0	0	0	0	0
1700	313	4	291	15	0	2	0	0	1	0	0	0	0	0
1800	287	3	271	9	1	1	1	0	1	0	0	0	0	0
1900	204	2	189	10	0	1	0	0	1	0	0	0	0	0
2000	157	2	145	8	0	1	0	0	0	0	0	0	0	0
2100	128	1	119	6	0	1	0	0	0	0	0	0	0	0
2200	80	1	75	3	0	1	0	0	0	0	0	0	0	0
2300	77	1	70	3	0	2	0	0	0	0	0	0	0	0
07-19	4004	44	3651	247	7	26	10	0	12	0	2	4	0	1
06-22	4665	51	4262	283	8	30	10	0	14	0	2	4	0	1
06-00	4822	53	4408	289	8	32	11	0	14	0	2	4	0	1
00-00	5040	54	4607	306	9	32	11	0	14	0	2	4	0	1

Job Name/ Title				Site	2	Location	Port Rd (51.401090, -3.327669)							
13 June 2023		to		19 June 2023		Direction		Northbound						
TIME PERIOD	TOTAL VEHICLES	MOTOR-CYCLES	CARS OR CAR-BASED LGV	LIGHT GOODS VEHICLES	BUSES	TWO AXLE, SIX TYRE, RIGID	THREE AXLE RIGID	FOUR OR MORE AXLE RIGID	FOUR OR LESS AXLE ARTIC	FIVE AXLE ARTIC	SIX OR MORE AXLE ARTIC	FIVE OR LESS AXLE MULTI-TRAILER ARTIC	SIX AXLE MULTI-TRAILER ARTIC	SEVEN OR MORE AXLE ARTIC
<b>Virtual Week</b>														
Mon	5017	48	4540	353	9	36	11	0	14	0	2	4	0	0
Tue	5015	70	4531	327	14	31	17	0	18	0	4	3	0	0
Wed	5160	46	4691	338	12	38	11	0	16	0	1	6	0	1
Thu	5196	44	4685	364	6	49	15	0	19	2	2	10	0	0
Fri	5448	52	4951	377	11	36	5	1	12	0	1	2	0	0
Sat	4960	53	4634	222	6	20	10	0	12	0	2	1	0	0
Sun	4487	63	4220	161	2	15	8	2	9	0	1	3	0	3
<b>5 Day Average</b>														
[--]	5167	52	4680	352	10	38	12	0	16	0	2	5	0	0
<b>7 Day Average</b>														
[--]	5040	54	4607	306	9	32	11	0	14	0	2	4	0	1
<b>Total Vehicles</b>														
[--]	35283	376	32252	2142	60	225	77	3	100	2	13	29	0	4



Job Name/ Title		Site 2 Location Port Rd (51.401090, -3.327669)														Speed Limit		ACPO (SL1)		DfT (SL2)		Mean	85%ile
13 June 2023		to 19 June 2023														Direction Northbound							
Time Period	Total Vehicles	0 20	20 25	25 30	30 35	35 40	40 45	45 50	50 55	55 60	60 65	65 70	70 75	75 130	50	50	57 ACPO	57 ACPO	65 DFT	65 DFT	Speed	Speed	
<b>13 June 2023</b>																							
0000	46	1	0	3	9	12	13	5	2	0	1	0	0	0	3	6.522	1	2.174	0	0	39.3	47	
0100	12	0	0	0	0	2	1	8	1	0	0	0	0	0	1	8.333	0	0	0	0	46	49.9	
0200	9	0	0	0	0	3	2	3	0	1	0	0	0	0	1	11.11	0	0	0	0	44.1	-	
0300	19	0	0	0	2	5	5	5	2	0	0	0	0	0	2	10.53	0	0	0	0	42.5	49.1	
0400	61	0	0	1	4	18	22	8	7	1	0	0	0	0	8	13.11	1	1.639	0	0	42.3	50	
0500	76	0	0	0	5	4	28	26	11	1	0	1	0	0	13	17.11	1	1.316	1	1.316	45.3	50.8	
0600	205	1	1	0	5	46	75	50	16	4	3	3	1	0	27	13.17	9	4.39	4	1.951	44	49.3	
0700	486	2	1	7	49	233	152	39	1	1	0	0	0	1	3	0.617	2	0.412	1	0.206	39.3	43.7	
0800	458	16	4	35	100	166	112	20	3	2	0	0	0	0	5	1.092	0	0	0	0	36.7	42.2	
0900	351	2	2	5	87	154	73	20	7	1	0	0	0	0	8	2.279	0	0	0	0	38	42.4	
1000	296	0	0	7	82	138	56	9	3	1	0	0	0	0	4	1.351	1	0.338	0	0	37.5	41.7	
1100	292	1	0	11	55	134	68	20	3	0	0	0	0	0	3	1.027	0	0	0	0	38	42.8	
1200	346	1	6	22	69	148	80	17	3	0	0	0	0	0	3	0.867	0	0	0	0	37.4	42.3	
1300	279	3	3	8	64	117	65	15	3	1	0	0	0	0	4	1.434	0	0	0	0	37.6	42.8	
1400	291	1	0	15	69	124	61	16	3	1	0	1	0	0	5	1.718	2	0.687	1	0.344	37.6	43.2	
1500	299	1	0	2	75	127	69	19	4	0	2	0	0	0	6	2.007	2	0.669	0	0	38.4	42.5	
1600	279	0	0	13	50	116	82	13	4	1	0	0	0	0	5	1.792	0	0	0	0	38.3	42.8	
1700	292	1	3	13	51	107	85	26	6	0	0	0	0	0	6	2.055	0	0	0	0	38.7	43.5	
1800	282	0	1	4	74	101	76	22	2	1	0	0	0	1	4	1.418	1	0.355	1	0.355	38.5	43.3	
1900	202	2	0	4	23	65	72	26	5	1	0	2	1	1	10	4.95	4	1.98	4	1.98	40.5	45.2	
2000	154	1	0	0	24	67	47	10	2	2	1	0	0	0	5	3.247	1	0.649	0	0	39.4	44	
2100	133	1	3	6	31	45	26	15	3	1	2	0	0	0	6	4.511	2	1.504	0	0	38.1	45	
2200	57	0	0	3	10	15	15	11	0	1	1	1	0	0	3	5.263	2	3.509	1	1.754	40.8	47.5	
2300	90	0	0	3	15	34	27	7	3	1	0	0	0	0	4	4.444	0	0	0	0	39.6	44.5	
07-19	3951	28	20	142	825	1665	979	236	42	9	2	1	0	2	56	1.417	8	0.202	3	0.076	38	42.8	
06-22	4645	33	24	152	908	1888	1199	337	68	17	8	6	2	3	104	2.239	24	0.517	11	0.237	38.4	43.4	
06-00	4792	33	24	158	933	1937	1241	355	71	19	9	7	2	3	111	2.316	26	0.543	12	0.25	38.5	43.5	
00-00	5015	34	24	162	953	1981	1312	410	94	22	10	8	2	3	139	2.772	29	0.578	13	0.259	38.7	43.8	



Job Name/ Title		Site 2 Location Port Rd (51.401090, -3.327669)														Speed Limit		ACPO (SL1)		DfT (SL2)		Mean	85%ile
13 June 2023		to 19 June 2023														Direction Northbound							
Time Period	Total Vehicles	0	20	25	30	35	40	45	50	55	60	65	70	75	50	50	57	57	65	65	Speed	Speed	
		20	25	30	35	40	45	50	55	60	65	70	75	130			ACPO	ACPO	DFT	DFT			
<b>14 June 2023</b>																							
0000	17	0	0	0	0	3	5	5	3	0	0	1	0	0	4	23.53	1	5.882	1	5.882	46.5	54	
0100	8	0	0	0	0	3	4	1	0	0	0	0	0	0	0	0	0	0	0	0	42.4	-	
0200	9	0	0	0	0	2	2	2	3	0	0	0	0	0	3	33.33	0	0	0	0	45	-	
0300	16	0	0	0	0	5	7	2	1	1	0	0	0	0	2	12.5	0	0	0	0	43.3	49.4	
0400	47	0	0	2	7	16	10	9	2	1	0	0	0	0	3	6.383	0	0	0	0	40.6	48.2	
0500	91	0	1	0	3	15	32	19	14	6	1	0	0	0	21	23.08	3	3.297	0	0	44.9	52.5	
0600	205	2	0	0	6	50	90	40	13	4	0	0	0	0	17	8.293	4	1.951	0	0	42.6	48	
0700	465	2	0	3	70	191	157	36	5	1	0	0	0	0	6	1.29	0	0	0	0	39.3	43.4	
0800	450	0	4	12	75	211	123	24	0	1	0	0	0	0	1	0.222	0	0	0	0	38.2	42.3	
0900	345	1	0	6	69	163	79	25	1	1	0	0	0	0	2	0.58	0	0	0	0	38.2	43.1	
1000	299	2	1	9	58	132	72	19	4	2	0	0	0	0	6	2.007	2	0.669	0	0	38.3	43.5	
1100	357	6	5	8	103	154	69	9	1	0	1	0	1	0	3	0.84	2	0.56	1	0.28	36.7	41.6	
1200	304	0	2	23	100	111	55	13	0	0	0	0	0	0	0	0	0	0	0	0	36.4	41.3	
1300	360	3	0	14	128	138	62	11	3	1	0	0	0	0	4	1.111	0	0	0	0	36.5	41.5	
1400	284	1	1	9	64	112	82	11	3	1	0	0	0	0	4	1.408	0	0	0	0	37.9	42.9	
1500	330	1	0	2	65	149	88	18	4	1	2	0	0	0	7	2.121	3	0.909	0	0	38.7	43.3	
1600	321	1	0	17	87	136	62	13	4	1	0	0	0	0	5	1.558	1	0.312	0	0	37.1	42	
1700	309	1	2	8	69	137	69	19	3	0	1	0	0	0	4	1.294	1	0.324	0	0	37.9	43.3	
1800	286	0	0	6	50	107	86	27	6	2	2	0	0	0	10	3.497	4	1.399	0	0	39.6	44.6	
1900	232	0	1	7	39	102	66	13	3	1	0	0	0	0	4	1.724	1	0.431	0	0	38.6	42.6	
2000	188	1	0	3	32	58	64	21	3	3	2	1	0	0	9	4.787	5	2.66	1	0.532	40.1	45.2	
2100	118	1	0	0	9	33	45	20	6	2	1	1	0	0	10	8.475	3	2.542	1	0.847	42.2	48.2	
2200	74	0	0	1	14	16	16	15	5	5	2	0	0	0	12	16.22	5	6.757	0	0	42.3	50.2	
2300	45	0	0	0	7	10	15	7	1	1	1	1	2	0	6	13.33	5	11.11	3	6.667	43.6	49.3	
07-19	4110	18	15	117	938	1741	1004	225	34	11	6	0	1	0	52	1.265	13	0.316	1	0.024	37.9	42.7	
06-22	4853	22	16	127	1024	1984	1269	319	59	21	9	2	1	0	92	1.896	26	0.536	3	0.062	38.3	43.3	
06-00	4972	22	16	128	1045	2010	1300	341	65	27	12	3	3	0	110	2.212	36	0.724	6	0.121	38.5	43.4	
00-00	5160	22	17	130	1055	2054	1360	379	88	35	13	4	3	0	143	2.771	40	0.775	7	0.136	38.6	43.7	

Job Name/ Title		Site 2													Location Port Rd (51.401090, -3.327669)							
13 June 2023		to													19 June 2023							
		Direction													Speed Limit (PSL)		ACPO (SL1)		DfT (SL2)			
Time Period	Total Vehicles	0	20	25	30	35	40	45	50	55	60	65	70	75	50	50	57	57	65	65	Mean Speed	85%ile Speed
		20	25	30	35	40	45	50	55	60	65	70	75	130			ACPO	ACPO	DFT	DFT		
<b>15 June 2023</b>																						
0000	38	0	0	0	3	11	13	6	1	2	0	2	0	0	5	13.16	4	10.53	2	5.263	43.8	50.2
0100	34	0	0	1	5	11	11	3	3	0	0	0	0	0	3	8.824	0	0	0	0	40.4	45.7
0200	13	0	0	0	3	4	3	3	0	0	0	0	0	0	0	0	0	0	0	0	40.5	48.8
0300	43	0	0	1	5	16	15	5	1	0	0	0	0	0	1	2.326	0	0	0	0	40	44.7
0400	39	0	0	0	3	3	14	11	5	3	0	0	0	0	8	20.51	0	0	0	0	45.1	53.8
0500	72	0	0	0	2	3	18	33	10	4	2	0	0	0	16	22.22	2	2.778	0	0	47	51.8
0600	209	1	0	0	6	16	80	74	26	4	2	0	0	0	32	15.31	5	2.392	0	0	45.2	50
0700	454	2	1	7	68	129	159	72	13	2	1	0	0	0	16	3.524	1	0.22	0	0	40.4	45.8
0800	482	0	6	5	40	186	179	50	12	4	0	0	0	0	16	3.32	2	0.415	0	0	40.2	44.6
0900	360	0	0	0	36	134	152	32	5	1	0	0	0	0	6	1.667	0	0	0	0	40.4	44.5
1000	299	0	0	0	14	119	127	32	3	2	0	2	0	0	7	2.341	4	1.338	2	0.669	41	44.5
1100	305	0	1	3	37	131	92	29	7	5	0	0	0	0	12	3.934	1	0.328	0	0	39.8	44.7
1200	284	0	0	3	26	106	114	27	7	0	0	0	1	0	8	2.817	1	0.352	1	0.352	40.3	44.4
1300	300	0	0	7	24	108	123	35	3	0	0	0	0	0	3	1	0	0	0	0	40.2	44.1
1400	360	4	9	7	25	115	144	46	9	0	1	0	0	0	10	2.778	1	0.278	0	0	40.1	45.1
1500	335	1	2	1	21	151	117	34	6	2	0	0	0	0	8	2.388	1	0.299	0	0	40.2	44.5
1600	319	2	0	3	18	90	139	50	12	3	2	0	0	0	17	5.329	2	0.627	0	0	41.6	46.4
1700	334	1	1	4	29	69	148	65	15	2	0	0	0	0	17	5.09	1	0.299	0	0	41.9	46.6
1800	280	2	0	1	7	88	101	58	20	2	1	0	0	0	23	8.214	3	1.071	0	0	42.5	48
1900	209	0	0	0	8	38	100	44	11	6	1	0	0	1	19	9.091	5	2.392	1	0.478	43.5	48.4
2000	157	0	0	0	16	38	56	27	11	3	4	1	0	1	20	12.74	8	5.096	2	1.274	43.1	49.2
2100	102	0	0	2	12	31	29	14	8	3	2	1	0	0	14	13.73	4	3.922	1	0.98	42.2	49.4
2200	109	0	0	7	6	36	35	15	9	1	0	0	0	0	10	9.174	1	0.917	0	0	40.9	46.9
2300	59	1	0	3	5	11	21	9	4	2	3	0	0	0	9	15.25	4	6.78	0	0	42.5	50.9
07-19	4112	12	20	41	345	1426	1595	530	112	23	5	2	1	0	143	3.478	17	0.413	3	0.073	40.7	45.3
06-22	4789	13	20	43	387	1549	1860	689	168	39	14	4	1	2	228	4.761	39	0.814	7	0.146	41.1	45.9
06-00	4957	14	20	53	398	1596	1916	713	181	42	17	4	1	2	247	4.983	44	0.888	7	0.141	41.1	45.9
00-00	5196	14	20	55	419	1644	1990	774	201	51	19	6	1	2	280	5.389	50	0.962	9	0.173	41.2	46.1

Job Name/ Title		Site 2													Location Port Rd (51.401090, -3.327669)							
13 June 2023		to													19 June 2023							
		Direction													Speed Limit (PSL)		ACPO (SL1)		DfT (SL2)			
Time Period	Total Vehicles	0	20	25	30	35	40	45	50	55	60	65	70	75	50	50	57	57	65	65	Mean Speed	85%ile Speed
		20	25	30	35	40	45	50	55	60	65	70	75	130			ACPO	ACPO	DFT	DFT		
<b>16 June 2023</b>																						
0000	14	0	1	0	1	6	1	0	2	1	1	1	0	0	5	35.71	2	14.29	1	7.143	44	61.2
0100	21	0	0	0	6	2	6	6	1	0	0	0	0	0	1	4.762	0	0	0	0	41.2	49
0200	27	0	1	1	5	11	6	2	0	1	0	0	0	0	1	3.704	0	0	0	0	38.5	43.7
0300	30	0	0	0	3	10	9	4	3	0	1	0	0	0	4	13.33	1	3.333	0	0	42.2	49.3
0400	42	0	0	0	6	6	9	13	5	3	0	0	0	0	8	19.05	2	4.762	0	0	44	50.7
0500	63	0	0	0	2	9	21	13	13	2	1	1	1	0	18	28.57	4	6.349	2	3.175	46.7	53.2
0600	213	0	1	0	3	26	86	63	21	9	2	0	1	1	34	15.96	10	4.695	2	0.939	45.2	50.1
0700	425	1	2	6	13	108	196	82	14	1	2	0	0	0	17	4	2	0.471	0	0	41.9	46.5
0800	459	0	0	2	22	162	193	63	12	3	1	1	0	0	17	3.704	3	0.654	1	0.218	41.4	45.5
0900	406	2	4	9	39	154	148	38	9	2	0	0	1	0	12	2.956	2	0.493	1	0.246	39.8	44.4
1000	373	2	0	2	27	120	159	49	10	2	1	0	0	1	14	3.753	4	1.072	1	0.268	41	45.6
1100	334	1	3	5	35	136	108	39	6	1	0	0	0	0	7	2.096	0	0	0	0	39.7	44.9
1200	344	0	0	10	41	139	107	39	5	2	0	1	0	0	8	2.326	1	0.291	1	0.291	39.8	44.9
1300	327	0	0	1	31	108	116	54	12	4	1	0	0	0	17	5.199	2	0.612	0	0	41.2	46.2
1400	303	0	1	3	10	86	119	64	19	1	0	0	0	0	20	6.601	0	0	0	0	42.2	47.4
1500	350	4	1	1	22	118	137	51	12	2	1	1	0	0	16	4.571	3	0.857	1	0.286	41	46.2
1600	307	1	0	2	20	77	117	75	12	3	0	0	0	0	15	4.886	2	0.651	0	0	42.3	47
1700	349	0	1	0	28	85	141	78	15	1	0	0	0	0	16	4.585	0	0	0	0	42	46.9
1800	335	1	0	5	31	105	133	44	11	4	0	1	0	0	16	4.776	4	1.194	1	0.299	41	45.4
1900	231	0	0	0	20	73	84	43	6	2	2	1	0	0	11	4.762	3	1.299	1	0.433	41.8	47
2000	176	0	0	1	16	45	62	32	9	6	3	1	0	1	20	11.36	7	3.977	2	1.136	43.2	48.8
2100	157	0	0	3	18	65	45	18	6	1	0	0	1	0	8	5.096	2	1.274	1	0.637	40.3	45.7
2200	76	0	0	0	10	14	26	22	2	1	0	0	0	1	4	5.263	1	1.316	1	1.316	42.4	48
2300	86	0	0	0	4	15	36	20	5	2	3	0	1	0	11	12.79	5	5.814	1	1.163	44.3	49.8
07-19	4312	12	12	46	319	1398	1674	676	137	26	6	4	1	1	175	4.058	23	0.533	6	0.139	41.1	46
06-22	5089	12	13	50	376	1607	1951	832	179	44	13	6	3	3	248	4.873	45	0.884	12	0.236	41.3	46.2
06-00	5251	12	13	50	390	1636	2013	874	186	47	16	6	4	4	263	5.009	51	0.971	14	0.267	41.4	46.3
00-00	5448	12	15	51	413	1680	2065	912	210	54	19	8	5	4	300	5.507	60	1.101	17	0.312	41.5	46.5

Job Name/ Title		Site 2													Location Port Rd (51.401090, -3.327669)							
13 June 2023		to													19 June 2023							
		Direction													Speed Limit (PSL)		ACPO (SL1)		DfT (SL2)		Mean 85%ile	
Time Period	Total Vehicles	0	20	25	30	35	40	45	50	55	60	65	70	75	50	50	57	57	65	65	Mean Speed	85%ile Speed
		20	25	30	35	40	45	50	55	60	65	70	75	130			ACPO	ACPO	DFT	DFT		
<b>17 June 2023</b>																						
0000	29	0	0	0	5	4	11	5	2	0	1	1	0	0	4	13.79	2	6.897	1	3.448	43	49.6
0100	32	0	0	0	5	7	9	7	2	1	0	1	0	0	4	12.5	2	6.25	1	3.125	42.3	49.3
0200	39	0	0	0	9	15	8	6	0	0	1	0	0	0	1	2.564	1	2.564	0	0	39.9	45.4
0300	24	0	0	0	5	5	9	2	2	1	0	0	0	0	3	12.5	1	4.167	0	0	41.5	49.3
0400	23	0	0	0	1	9	4	5	4	0	0	0	0	0	4	17.39	0	0	0	0	42.7	51.2
0500	45	0	0	2	0	2	9	18	8	4	1	1	0	0	14	31.11	4	8.889	1	2.222	47.7	54
0600	96	0	0	0	4	7	43	26	13	2	1	0	0	0	16	16.67	3	3.125	0	0	44.8	51
0700	133	0	0	1	3	20	56	38	9	4	2	0	0	0	15	11.28	4	3.008	0	0	44.3	49.2
0800	276	3	0	2	4	66	111	75	11	3	0	0	1	0	15	5.435	2	0.725	1	0.362	42.8	47.4
0900	345	6	0	1	10	103	158	57	7	2	1	0	0	0	10	2.899	2	0.58	0	0	41.2	45.6
1000	406	3	2	9	26	165	146	47	6	1	0	0	0	1	8	1.97	1	0.246	1	0.246	40	44.7
1100	424	1	0	4	71	141	162	38	6	1	0	0	0	0	7	1.651	1	0.236	0	0	39.6	44
1200	381	20	9	10	28	142	135	30	6	1	0	0	0	0	7	1.837	1	0.262	0	0	38.2	44
1300	390	14	15	28	38	108	129	50	6	2	0	0	0	0	8	2.051	1	0.256	0	0	38.2	45
1400	348	0	2	5	19	104	152	51	11	2	1	0	0	1	15	4.31	2	0.575	1	0.287	41.5	46
1500	335	0	1	12	31	125	106	48	10	2	0	0	0	0	12	3.582	0	0	0	0	40.2	45.6
1600	294	4	0	4	9	95	120	50	8	3	1	0	0	0	12	4.082	2	0.68	0	0	41.5	46
1700	251	0	0	0	4	67	100	59	17	3	0	1	0	0	21	8.367	3	1.195	1	0.398	43.1	47.8
1800	294	2	0	0	8	101	106	62	12	2	0	1	0	0	15	5.102	2	0.68	1	0.34	42	46.9
1900	216	0	0	1	14	49	86	43	16	4	0	2	0	1	23	10.65	6	2.778	3	1.389	43	48
2000	162	1	0	0	8	52	68	20	9	2	2	0	0	0	13	8.025	3	1.852	0	0	42	46.4
2100	174	1	0	2	23	63	52	25	4	3	1	0	0	0	8	4.598	3	1.724	0	0	40.1	45.4
2200	125	0	0	0	14	42	36	18	6	2	1	4	1	1	15	12	8	6.4	6	4.8	42.7	49
2300	118	0	1	7	17	38	36	12	5	0	2	0	0	0	7	5.932	2	1.695	0	0	39.5	45.7
07-19	3877	53	29	76	251	1237	1481	605	109	26	5	2	1	2	145	3.74	21	0.542	5	0.129	40.7	45.9
06-22	4525	55	29	79	300	1408	1730	719	151	37	9	4	1	3	205	4.53	36	0.796	8	0.177	40.9	46.1
06-00	4768	55	30	86	331	1488	1802	749	162	39	12	8	2	4	227	4.761	46	0.965	14	0.294	40.9	46.1
00-00	4960	55	30	88	356	1530	1852	792	180	45	15	11	2	4	257	5.181	56	1.129	17	0.343	41	46.2

Job Name/ Title		Site 2													Location Port Rd (51.401090, -3.327669)							
13 June 2023		to													19 June 2023							
		Direction													Speed Limit (PSL)		ACPO (SL1)		DfT (SL2)			
Time Period	Total Vehicles	0	20	25	30	35	40	45	50	55	60	65	70	75	50	50	57	57	65	65	Mean Speed	85%ile Speed
		20	25	30	35	40	45	50	55	60	65	70	75	130			ACPO	ACPO	DFT	DFT		
<b>18 June 2023</b>																						
0000	60	0	0	5	8	20	12	10	4	0	1	0	0	0	5	8.333	1	1.667	0	0	40.1	47.5
0100	53	0	0	6	9	16	9	9	2	1	1	0	0	0	4	7.547	1	1.887	0	0	39.5	47.9
0200	26	0	0	0	6	6	4	6	2	2	0	0	0	0	4	15.38	2	7.692	0	0	42.7	50.7
0300	25	0	0	0	3	6	8	4	3	0	0	0	1	0	4	16	1	4	1	4	43.4	50.6
0400	30	0	0	0	3	7	14	3	2	1	0	0	0	0	3	10	0	0	0	0	41.9	46.1
0500	41	0	0	0	0	6	22	6	3	4	0	0	0	0	7	17.07	1	2.439	0	0	44.5	51.2
0600	64	0	0	0	1	4	21	19	11	7	1	0	0	0	19	29.69	5	7.813	0	0	47.3	54.6
0700	83	1	0	0	3	12	30	22	9	4	1	1	0	0	15	18.07	3	3.614	1	1.205	44.7	51.2
0800	114	4	1	1	4	8	44	33	12	7	0	0	0	0	19	16.67	3	2.632	0	0	44.1	51.1
0900	282	1	2	8	28	88	91	60	2	1	1	0	0	0	4	1.418	1	0.355	0	0	40.6	46.3
1000	371	0	22	6	33	114	137	52	7	0	0	0	0	0	7	1.887	0	0	0	0	39.5	45.2
1100	413	18	0	14	28	155	138	50	8	0	2	0	0	0	10	2.421	2	0.484	0	0	39.1	44.9
1200	401	5	3	6	48	141	167	26	4	1	0	0	0	0	5	1.247	0	0	0	0	39.2	43.8
1300	437	1	0	1	32	165	181	50	6	0	0	1	0	0	7	1.602	1	0.229	1	0.229	40.6	44.7
1400	348	5	2	2	23	129	137	42	6	0	2	0	0	0	8	2.299	2	0.575	0	0	40.3	44.8
1500	343	0	0	4	19	151	122	35	11	0	1	0	0	0	12	3.499	1	0.292	0	0	40.4	44.8
1600	303	1	0	0	25	117	103	40	11	5	1	0	0	0	17	5.611	3	0.99	0	0	41.2	46
1700	347	1	0	6	36	114	125	54	8	1	1	0	0	1	11	3.17	3	0.865	1	0.288	40.6	45.5
1800	251	0	0	0	15	84	96	43	8	4	1	0	0	0	13	5.179	4	1.594	0	0	41.8	46.3
1900	154	0	0	0	11	41	53	30	14	5	0	0	0	0	19	12.34	2	1.299	0	0	42.7	49.1
2000	121	0	0	0	7	29	44	27	13	1	0	0	0	0	14	11.57	1	0.826	0	0	43.1	49.6
2100	109	1	0	0	4	26	41	24	6	4	2	1	0	0	13	11.93	4	3.67	1	0.917	43.5	49.2
2200	64	0	0	0	5	16	20	12	8	1	0	1	0	1	11	17.19	2	3.125	2	3.125	44.1	52.3
2300	47	0	0	2	3	8	15	15	3	0	0	0	0	1	4	8.511	1	2.128	1	2.128	43.5	48.7
07-19	3693	37	30	48	294	1278	1371	507	92	23	10	2	0	1	128	3.466	23	0.623	3	0.081	40.5	45.5
06-22	4141	38	30	48	317	1378	1530	607	136	40	13	3	0	1	193	4.661	35	0.845	4	0.097	40.8	45.9
06-00	4252	38	30	50	325	1402	1565	634	147	41	13	4	0	3	208	4.892	38	0.894	7	0.165	40.9	46
00-00	4487	38	30	61	354	1463	1634	672	163	49	15	4	1	3	235	5.237	44	0.981	8	0.178	40.9	46.1

Job Name/ Title		Site 2													Location Port Rd (51.401090, -3.327669)							
13 June 2023		to													19 June 2023							
		Direction													Speed Limit (PSL)		ACPO (SL1)		DfT (SL2)			
Time Period	Total Vehicles	0	20	25	30	35	40	45	50	55	60	65	70	75	50	50	57	57	65	65	Mean Speed	85%ile Speed
		20	25	30	35	40	45	50	55	60	65	70	75	130			ACPO	ACPO	DFT	DFT		
<b>19 June 2023</b>																						
0000	22	0	0	0	3	4	6	5	3	1	0	0	0	0	4	18.18	0	0	0	0	43	52.3
0100	35	0	0	1	3	15	13	3	0	0	0	0	0	0	0	0	0	0	0	0	39.8	44.2
0200	19	0	0	2	2	4	6	4	1	0	0	0	0	0	1	5.263	0	0	0	0	40.3	48.1
0300	36	0	0	1	5	13	13	1	2	0	1	0	0	0	3	8.333	1	2.778	0	0	40.3	44.9
0400	57	0	0	0	6	10	19	16	4	2	0	0	0	0	6	10.53	1	1.754	0	0	43.3	48.5
0500	87	0	0	0	2	13	27	28	12	5	0	0	0	0	17	19.54	3	3.448	0	0	45.3	51.2
0600	220	0	1	1	2	22	90	66	30	6	0	2	0	0	38	17.27	2	0.909	2	0.909	45.3	50.4
0700	462	0	0	15	28	124	176	96	19	3	0	0	1	0	23	4.978	2	0.433	1	0.216	41.8	46.9
0800	453	0	0	4	19	120	214	87	9	0	0	0	0	0	9	1.987	0	0	0	0	41.8	46.4
0900	354	1	0	0	26	126	149	38	11	2	1	0	0	0	14	3.955	2	0.565	0	0	41	45
1000	351	0	1	24	57	119	111	32	7	0	0	0	0	0	7	1.994	0	0	0	0	38.7	44.2
1100	292	0	0	4	30	122	112	22	2	0	0	0	0	0	2	0.685	0	0	0	0	39.7	44
1200	277	2	0	1	30	91	92	50	7	2	1	1	0	0	11	3.971	2	0.722	1	0.361	41	46.4
1300	299	2	9	3	22	98	114	40	9	0	2	0	0	0	11	3.679	2	0.669	0	0	40.3	45.5
1400	317	3	2	3	19	100	132	39	18	1	0	0	0	0	19	5.994	0	0	0	0	41	45.8
1500	302	3	1	4	21	79	121	56	12	4	1	0	0	0	17	5.629	3	0.993	0	0	41.6	46.8
1600	274	1	0	7	40	88	101	31	6	0	0	0	0	0	6	2.19	0	0	0	0	39.9	44.7
1700	311	5	1	3	23	62	132	61	17	6	1	0	0	0	24	7.717	3	0.965	0	0	42.1	47.6
1800	281	2	0	1	9	82	117	53	14	1	0	1	1	0	17	6.05	2	0.712	2	0.712	42.1	47.3
1900	182	1	0	1	3	40	73	51	10	1	2	0	0	0	13	7.143	3	1.648	0	0	43.2	47.9
2000	138	1	1	2	3	33	49	33	10	5	0	0	0	1	16	11.59	1	0.725	1	0.725	43.2	49.2
2100	102	0	0	1	6	18	42	21	11	1	2	0	0	0	14	13.73	2	1.961	0	0	43.5	49.4
2200	55	0	1	1	4	13	23	8	5	0	0	0	0	0	5	9.091	0	0	0	0	41.7	47.2
2300	91	0	0	6	18	21	23	15	6	1	1	0	0	0	8	8.791	2	2.198	0	0	39.9	47
07-19	3973	19	14	69	324	1211	1571	605	131	19	6	2	2	0	160	4.027	16	0.403	4	0.101	41	45.9
06-22	4615	21	16	74	338	1324	1825	776	192	32	10	4	2	1	241	5.222	24	0.52	7	0.152	41.4	46.4
06-00	4761	21	17	81	360	1358	1871	799	203	33	11	4	2	1	254	5.335	26	0.546	7	0.147	41.4	46.5
00-00	5017	21	17	85	381	1417	1955	856	225	41	12	4	2	1	285	5.681	31	0.618	7	0.14	41.4	46.6

Job Name/ Title		Site 2													Location Port Rd (51.401090, -3.327669)							
13 June 2023		to													19 June 2023							
		Direction													Speed Limit (PSL)		ACPO (SL1)		DfT (SL2)		Mean	85%ile
Time Period	Total Vehicles	0	20	25	30	35	40	45	50	55	60	65	70	75	50	50	57	57	65	65	Speed	Speed
		20	25	30	35	40	45	50	55	60	65	70	75	130			ACPO	ACPO	DFT	DFT		
<b>Average Day</b>																						
0000	32	0	0	1	4	9	9	5	2	1	1	1	0	0	4	13.27	2	4.867	1	2.212	41.9	48.9
0100	28	0	0	1	4	8	8	5	1	0	0	0	0	0	2	6.667	0	1.538	0	0.513	40.9	47.7
0200	20	0	0	0	4	6	4	4	1	1	0	0	0	0	2	7.746	0	2.113	0	0	40.8	47.9
0300	28	0	0	0	3	9	9	3	2	0	0	0	0	0	3	9.845	1	2.073	0	0.518	41.5	46.7
0400	43	0	0	0	4	10	13	9	4	2	0	0	0	0	6	13.38	1	1.338	0	0	42.8	49.8
0500	68	0	0	0	2	7	22	20	10	4	1	0	0	0	15	22.32	3	3.789	1	0.842	45.8	52.2
0600	173	1	0	0	4	24	69	48	19	5	1	1	0	0	26	15.1	5	3.135	1	0.66	44.7	50
0700	358	1	1	6	33	117	132	55	10	2	1	0	0	0	14	3.788	2	0.558	0	0.12	40.8	45.7
0800	385	3	2	9	38	131	139	50	8	3	0	0	0	0	12	3.046	1	0.371	0	0.074	40.2	45.3
0900	349	2	1	4	42	132	121	39	6	1	0	0	0	0	8	2.292	1	0.287	0	0.041	39.9	44.6
1000	342	1	4	8	42	130	115	34	6	1	0	0	0	0	8	2.213	2	0.501	1	0.167	39.5	44.4
1100	345	4	1	7	51	139	107	30	5	1	0	0	0	0	6	1.82	1	0.248	0	0.041	39	44
1200	334	4	3	11	49	125	107	29	5	1	0	0	0	0	6	1.797	1	0.214	0	0.128	38.8	43.9
1300	342	3	4	9	48	120	113	36	6	1	0	0	0	0	8	2.258	1	0.251	0	0.042	39.2	44.5
1400	322	2	2	6	33	110	118	38	10	1	1	0	0	0	12	3.598	1	0.311	0	0.089	40.2	45.2
1500	328	1	1	4	36	129	109	37	8	2	1	0	0	0	11	3.4	2	0.567	0	0.044	40.1	45
1600	300	1	0	7	36	103	103	39	8	2	1	0	0	0	11	3.672	1	0.477	0	0	40.3	45.3
1700	313	1	1	5	34	92	114	52	12	2	0	0	0	0	14	4.514	2	0.502	0	0.091	40.9	46.1
1800	287	1	0	2	28	95	102	44	10	2	1	0	0	0	14	4.878	3	0.996	1	0.249	41	46.1
1900	204	0	0	2	17	58	76	36	9	3	1	1	0	0	14	6.942	3	1.683	1	0.631	41.8	47
2000	157	1	0	1	15	46	56	24	8	3	2	0	0	0	14	8.85	4	2.372	1	0.547	41.9	47.5
2100	128	1	0	2	15	40	40	20	6	2	1	0	0	0	10	8.156	3	2.235	1	0.447	41.2	47.1
2200	80	0	0	2	9	22	24	14	5	2	1	1	0	0	9	10.71	3	3.393	1	1.786	42.1	48.2
2300	77	0	0	3	10	20	25	12	4	1	1	0	0	0	7	9.142	3	3.545	1	0.933	41.4	47.4
07-19	4004	26	20	77	471	1422	1382	483	94	20	6	2	1	1	123	3.065	17	0.432	4	0.089	40	45.1
06-22	4665	28	21	82	521	1591	1623	611	136	33	11	4	1	2	187	4.014	33	0.701	7	0.159	40.3	45.5
06-00	4822	28	21	87	540	1632	1673	638	145	35	13	5	2	2	203	4.207	38	0.791	10	0.199	40.4	45.5
00-00	5040	28	22	90	562	1681	1738	685	166	42	15	6	2	2	234	4.645	44	0.879	11	0.221	40.5	45.7

Job Name/ Title										Site	Location											
13 June 2023										2	Port Rd (51.401090, -3.327669)											
to										Direction	Northbound											
19 June 2023										Speed Bins					Speed Limit (PSL)		ACPO (SL1)		DfT (SL2)		Mean Speed	85%ile Speed
Time Period	Total Vehicles	0	20	25	30	35	40	45	50	55	60	65	70	75	50	50	57	57	65	65	Mean Speed	85%ile Speed
		20	25	30	35	40	45	50	55	60	65	70	75	130			ACPO	ACPO	DFT	DFT		

**Virtual Week**

Mon	5017	21	17	85	381	1417	1955	856	225	41	12	4	2	1	285	5.681	31	0.618	7	0.14	41.4	46.6
Tue	5015	34	24	162	953	1981	1312	410	94	22	10	8	2	3	139	2.772	29	0.578	13	0.259	38.7	43.8
Wed	5160	22	17	130	1055	2054	1360	379	88	35	13	4	3	0	143	2.771	40	0.775	7	0.136	38.6	43.7
Thu	5196	14	20	55	419	1644	1990	774	201	51	19	6	1	2	280	5.389	50	0.962	9	0.173	41.2	46.1
Fri	5448	12	15	51	413	1680	2065	912	210	54	19	8	5	4	300	5.507	60	1.101	17	0.312	41.5	46.5
Sat	4960	55	30	88	356	1530	1852	792	180	45	15	11	2	4	257	5.181	56	1.129	17	0.343	41	46.2
Sun	4487	38	30	61	354	1463	1634	672	163	49	15	4	1	3	235	5.237	44	0.981	8	0.178	40.9	46.1

**5 Day Average**

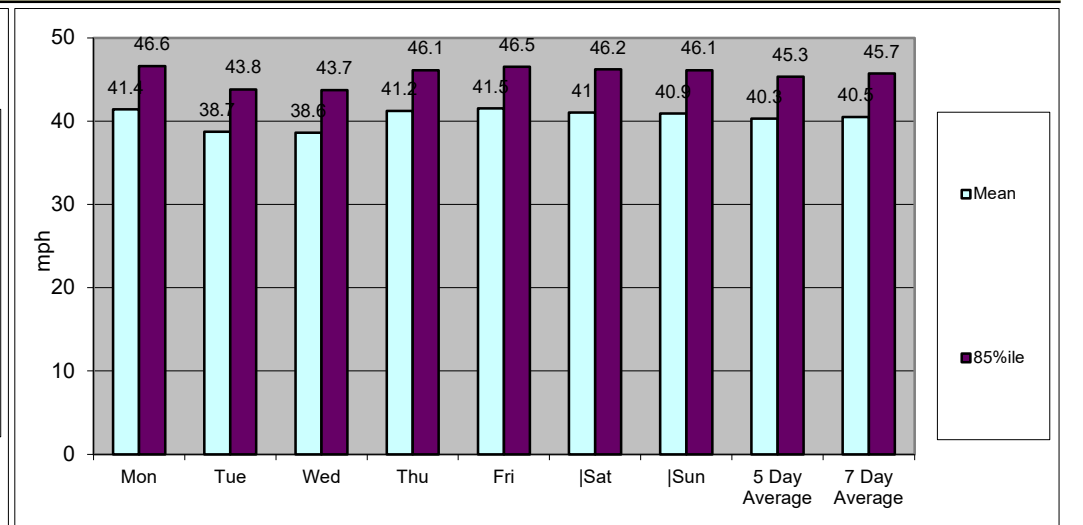
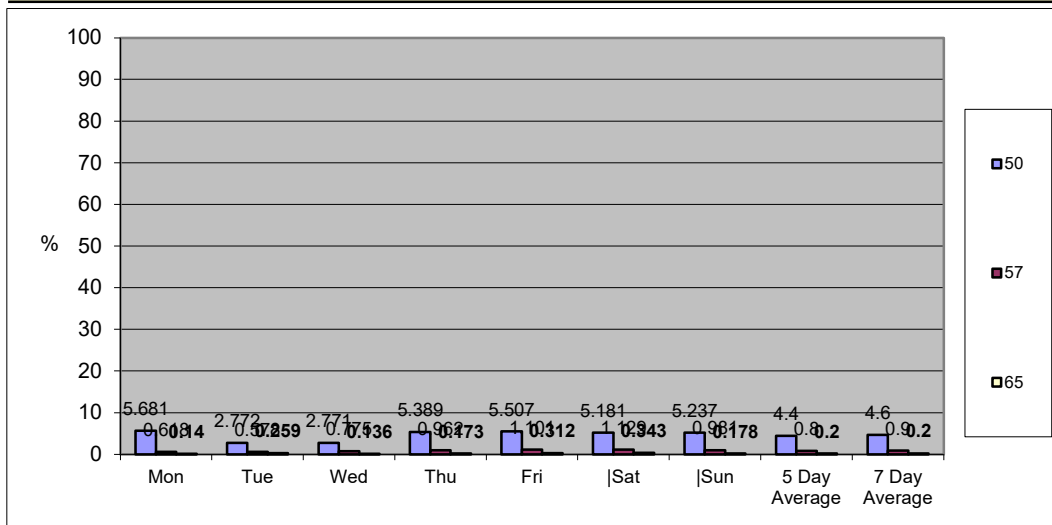
[--]	5167	21	19	97	644	1755	1736	666	164	41	15	6	3	2	229	4.4	42	0.8	11	0.2	40.3	45.3
------	------	----	----	----	-----	------	------	-----	-----	----	----	---	---	---	-----	-----	----	-----	----	-----	------	------

**7 Day Average**

[--]	5040	28	22	90	562	1681	1738	685	166	42	15	6	2	2	234	4.6	44	0.9	11	0.2	40.5	45.7
------	------	----	----	----	-----	------	------	-----	-----	----	----	---	---	---	-----	-----	----	-----	----	-----	------	------

**Total Vehicles**

[--]	35283	196	153	632	3931	11769	12168	4795	1161	297	103	45	16	17	1639	5	310	1	78	0	41	46
------	-------	-----	-----	-----	------	-------	-------	------	------	-----	-----	----	----	----	------	---	-----	---	----	---	----	----





Job Name/ Title		Site	Location												
13 June 2023		2	Port Rd (51.401090, -3.327669)												
to		19 June 2023		Direction Southbound											
TIME PERIOD	TOTAL VEHICLES	MOTOR-CYCLES	CARS OR CAR-BASED LGV	LIGHT GOODS VEHICLE S	BUSES	TWO AXLE, SIX TYRE, RIGID	THREE AXLE RIGID	FOUR OR MORE AXLE RIGID	FOUR OR LESS AXLE ARTIC	FIVE AXLE ARTIC	SIX OR MORE AXLE ARTIC	FIVE OR LESS AXLE MULTI-TRAILER ARTIC	SIX AXLE MULTI-TRAILER ARTIC	SEVEN OR MORE AXLE ARTIC	
<b>13 June 2023</b>															
0000	67	0	50	16	1	0	0	0	0	0	0	0	0	0	
0100	18	0	15	3	0	0	0	0	0	0	0	0	0	0	
0200	38	0	30	8	0	0	0	0	0	0	0	0	0	0	
0300	130	1	108	19	0	0	1	0	1	0	0	0	0	0	
0400	73	0	58	14	0	0	0	0	1	0	0	0	0	0	
0500	38	2	23	8	2	2	1	0	0	0	0	0	0	0	
0600	71	2	54	10	1	1	2	0	0	0	1	0	0	0	
0700	191	2	132	48	3	3	3	0	0	0	0	0	0	0	
0800	285	1	214	56	2	9	0	0	3	0	0	0	0	0	
0900	260	2	195	52	5	2	0	0	3	0	0	0	0	1	
1000	350	3	264	78	4	0	0	0	1	0	0	0	0	0	
1100	376	4	307	55	2	5	0	1	0	0	0	1	0	1	
1200	377	10	303	61	2	1	0	0	0	0	0	0	0	0	
1300	309	0	257	43	3	3	0	0	3	0	0	0	0	0	
1400	373	2	290	69	4	6	1	0	1	0	0	0	0	0	
1500	428	6	343	74	3	2	0	0	0	0	0	0	0	0	
1600	529	7	445	73	2	1	0	0	1	0	0	0	0	0	
1700	540	2	454	75	3	2	2	0	2	0	0	0	0	0	
1800	419	7	347	62	2	0	0	1	0	0	0	0	0	0	
1900	280	6	237	35	1	1	0	0	0	0	0	0	0	0	
2000	234	3	202	28	1	0	0	0	0	0	0	0	0	0	
2100	155	3	136	14	2	0	0	0	0	0	0	0	0	0	
2200	162	1	136	24	1	0	0	0	0	0	0	0	0	0	
2300	75	0	63	11	0	1	0	0	0	0	0	0	0	0	
07-19	4437	46	3551	746	35	34	6	2	14	0	0	1	0	2	
06-22	5177	60	4180	833	40	36	8	2	14	0	1	1	0	2	
06-00	5414	61	4379	868	41	37	8	2	14	0	1	1	0	2	
00-00	5778	64	4663	936	44	39	10	2	16	0	1	1	0	2	

Job Name/ Title		Site 2		Location Port Rd (51.401090, -3.327669)										
13 June 2023		to 19 June 2023		Direction Southbound										
TIME PERIOD	TOTAL VEHICLES	MOTOR-CYCLES	CARS OR CAR-BASED LGV	LIGHT GOODS VEHICLE S	BUSES	TWO AXLE, SIX TYRE, RIGID	THREE AXLE RIGID	FOUR OR MORE AXLE RIGID	FOUR OR LESS AXLE ARTIC	FIVE AXLE ARTIC	SIX OR MORE AXLE ARTIC	FIVE OR LESS AXLE MULTI-TRAILER ARTIC	SIX AXLE MULTI-TRAILER ARTIC	SEVEN OR MORE AXLE ARTIC
<b>14 June 2023</b>														
0000	26	0	23	2	0	1	0	0	0	0	0	0	0	0
0100	15	0	14	1	0	0	0	0	0	0	0	0	0	0
0200	34	0	30	4	0	0	0	0	0	0	0	0	0	0
0300	111	0	94	16	0	1	0	0	0	0	0	0	0	0
0400	81	0	66	15	0	0	0	0	0	0	0	0	0	0
0500	31	3	22	3	2	0	1	0	0	0	0	0	0	0
0600	80	2	59	10	4	2	0	0	1	0	2	0	0	0
0700	151	0	106	40	3	2	0	0	0	0	0	0	0	0
0800	276	0	215	55	1	4	0	0	1	0	0	0	0	0
0900	334	4	250	73	2	4	0	1	0	0	0	0	0	0
1000	334	2	280	46	2	4	0	0	0	0	0	0	0	0
1100	400	2	337	51	3	5	0	0	2	0	0	0	0	0
1200	398	3	320	68	0	7	0	0	0	0	0	0	0	0
1300	372	2	303	58	2	5	1	0	1	0	0	0	0	0
1400	374	3	304	61	2	1	0	0	2	0	0	1	0	0
1500	467	4	390	65	4	3	0	0	0	0	0	1	0	0
1600	481	7	401	63	3	5	1	0	0	0	0	1	0	0
1700	552	3	469	76	2	2	0	0	0	0	0	0	0	0
1800	463	1	398	61	1	2	0	0	0	0	0	0	0	0
1900	346	3	281	60	1	1	0	0	0	0	0	0	0	0
2000	275	5	227	38	2	1	0	0	2	0	0	0	0	0
2100	169	3	139	27	0	0	0	0	0	0	0	0	0	0
2200	145	2	118	24	1	0	0	0	0	0	0	0	0	0
2300	68	0	53	12	1	2	0	0	0	0	0	0	0	0
07-19	4602	31	3773	717	25	44	2	1	6	0	0	3	0	0
06-22	5472	44	4479	852	32	48	2	1	9	0	2	3	0	0
06-00	5685	46	4650	888	34	50	2	1	9	0	2	3	0	0
00-00	5983	49	4899	929	36	52	3	1	9	0	2	3	0	0

Job Name/ Title		Site	Location												
13 June 2023 to 19 June 2023		2	Port Rd (51.401090, -3.327669)												
		Direction		Southbound											
TIME PERIOD	TOTAL VEHICLES	MOTOR-CYCLES	CARS OR CAR-BASED LGV	LIGHT GOODS VEHICLE S	BUSES	TWO AXLE, SIX TYRE, RIGID	THREE AXLE RIGID	FOUR OR MORE AXLE RIGID	FOUR OR LESS AXLE ARTIC	FIVE AXLE ARTIC	SIX OR MORE AXLE ARTIC	FIVE OR LESS AXLE MULTI-TRAILER ARTIC	SIX AXLE MULTI-TRAILER ARTIC	SEVEN OR MORE AXLE ARTIC	
<b>15 June 2023</b>															
0000	62	1	48	12	1	0	0	0	0	0	0	0	0	0	
0100	41	0	35	6	0	0	0	0	0	0	0	0	0	0	
0200	59	0	51	8	0	0	0	0	0	0	0	0	0	0	
0300	120	1	97	22	0	0	0	0	0	0	0	0	0	0	
0400	65	0	57	8	0	0	0	0	0	0	0	0	0	0	
0500	26	2	17	3	2	1	1	0	0	0	0	0	0	0	
0600	94	2	63	21	2	3	1	0	1	0	1	0	0	0	
0700	173	0	112	45	3	11	0	0	1	0	1	0	0	0	
0800	267	0	200	58	1	7	0	0	1	0	0	0	0	0	
0900	244	1	177	64	1	1	0	0	0	0	0	0	0	0	
1000	286	1	218	55	4	7	1	0	0	0	0	0	0	0	
1100	322	2	248	63	4	4	0	0	0	0	1	0	0	0	
1200	398	3	304	78	3	6	1	0	1	1	0	1	0	0	
1300	390	4	306	71	1	5	1	0	1	0	0	1	0	0	
1400	371	3	290	70	2	3	1	0	2	0	0	0	0	0	
1500	481	3	385	83	4	3	0	1	1	0	0	1	0	0	
1600	483	6	391	76	3	6	0	0	1	0	0	0	0	0	
1700	514	2	426	76	3	2	1	0	3	0	1	0	0	0	
1800	454	5	372	75	1	1	0	0	0	0	0	0	0	0	
1900	321	3	272	44	1	1	0	0	0	0	0	0	0	0	
2000	272	2	225	42	2	0	0	0	1	0	0	0	0	0	
2100	223	4	179	36	1	2	0	0	0	0	1	0	0	0	
2200	169	1	142	25	1	0	0	0	0	0	0	0	0	0	
2300	78	0	64	12	2	0	0	0	0	0	0	0	0	0	
07-19	4383	30	3429	814	30	56	5	1	11	1	3	3	0	0	
06-22	5293	41	4168	957	36	62	6	1	13	1	5	3	0	0	
06-00	5540	42	4374	994	39	62	6	1	13	1	5	3	0	0	
00-00	5913	46	4679	1053	42	63	7	1	13	1	5	3	0	0	

Job Name/ Title		Site	2	Location	Port Rd (51.401090, -3.327669)											
13 June 2023		to	19 June 2023		Direction	Southbound										
TIME PERIOD	TOTAL VEHICLES	MOTOR-CYCLES	CARS OR CAR-BASED LGV	LIGHT GOODS VEHICLE S	BUSES	TWO AXLE, SIX TYRE, RIGID	THREE AXLE RIGID	FOUR OR MORE AXLE RIGID	FOUR OR LESS AXLE ARTIC	FIVE AXLE ARTIC	SIX OR MORE AXLE ARTIC	FIVE OR LESS AXLE MULTI-TRAILER ARTIC	SIX AXLE MULTI-TRAILER ARTIC	SEVEN OR MORE AXLE ARTIC		
<b>16 June 2023</b>																
0000	52	0	39	13	0	0	0	0	0	0	0	0	0	0		
0100	40	0	27	13	0	0	0	0	0	0	0	0	0	0		
0200	54	0	40	13	0	1	0	0	0	0	0	0	0	0		
0300	116	1	94	19	0	1	1	0	0	0	0	0	0	0		
0400	74	0	57	16	1	0	0	0	0	0	0	0	0	0		
0500	47	1	35	9	2	0	0	0	0	0	0	0	0	0		
0600	110	2	80	21	3	3	0	0	1	0	0	0	0	0		
0700	190	0	140	40	4	2	1	0	2	0	1	0	0	0		
0800	275	0	205	60	2	7	0	0	1	0	0	0	0	0		
0900	348	0	267	73	2	2	1	0	2	0	1	0	0	0		
1000	348	5	269	60	2	9	0	0	3	0	0	0	0	0		
1100	403	2	318	71	3	8	0	0	1	0	0	0	0	0		
1200	416	1	336	74	1	3	0	0	1	0	0	0	0	0		
1300	388	5	319	60	0	3	0	0	1	0	0	0	0	0		
1400	409	2	316	83	1	6	0	0	1	0	0	0	0	0		
1500	443	4	366	65	4	2	0	0	2	0	0	0	0	0		
1600	563	5	457	92	4	4	0	0	1	0	0	0	0	0		
1700	529	3	442	78	2	2	0	0	2	0	0	0	0	0		
1800	467	9	395	59	1	0	1	0	2	0	0	0	0	0		
1900	392	2	330	56	2	1	1	0	0	0	0	0	0	0		
2000	268	2	228	35	2	0	0	0	1	0	0	0	0	0		
2100	218	1	171	43	3	0	0	0	0	0	0	0	0	0		
2200	177	0	149	27	1	0	0	0	0	0	0	0	0	0		
2300	115	4	92	16	2	1	0	0	0	0	0	0	0	0		
07-19	4779	36	3830	815	26	48	3	0	19	0	2	0	0	0		
06-22	5767	43	4639	970	36	52	4	0	21	0	2	0	0	0		
06-00	6059	47	4880	1013	39	53	4	0	21	0	2	0	0	0		
00-00	6442	49	5172	1096	42	55	5	0	21	0	2	0	0	0		

Job Name/ Title		Site	2	Location	Port Rd (51.401090, -3.327669)										
13 June 2023		to	19 June 2023		Direction	Southbound									
TIME PERIOD	TOTAL VEHICLES	MOTOR-CYCLES	CARS OR CAR-BASED LGV	LIGHT GOODS VEHICLE S	BUSES	TWO AXLE, SIX TYRE, RIGID	THREE AXLE RIGID	FOUR OR MORE AXLE RIGID	FOUR OR LESS AXLE ARTIC	FIVE AXLE ARTIC	SIX OR MORE AXLE ARTIC	FIVE OR LESS AXLE MULTI-TRAILER ARTIC	SIX AXLE MULTI-TRAILER ARTIC	SEVEN OR MORE AXLE ARTIC	
<b>17 June 2023</b>															
0000	80	2	62	13	1	1	0	0	1	0	0	0	0	0	
0100	74	0	62	12	0	0	0	0	0	0	0	0	0	0	
0200	58	0	47	11	0	0	0	0	0	0	0	0	0	0	
0300	119	2	94	21	0	1	1	0	0	0	0	0	0	0	
0400	76	0	65	9	0	2	0	0	0	0	0	0	0	0	
0500	44	1	34	6	2	1	0	0	0	0	0	0	0	0	
0600	67	1	51	10	1	4	0	0	0	0	0	0	0	0	
0700	86	0	62	19	1	3	1	0	0	0	0	0	0	0	
0800	134	0	100	28	1	4	1	0	0	0	0	0	0	0	
0900	265	0	221	43	1	0	0	0	0	0	0	0	0	0	
1000	361	2	299	57	1	2	0	0	0	0	0	0	0	0	
1100	516	6	436	66	2	3	0	0	2	1	0	0	0	0	
1200	517	4	440	69	1	3	0	0	0	0	0	0	0	0	
1300	486	6	400	76	2	2	0	0	0	0	0	0	0	0	
1400	465	4	392	63	4	1	0	0	1	0	0	0	0	0	
1500	442	4	369	64	0	2	0	0	3	0	0	0	0	0	
1600	388	5	326	55	1	1	0	0	0	0	0	0	0	0	
1700	423	4	365	50	1	2	0	0	1	0	0	0	0	0	
1800	319	2	272	43	1	1	0	0	0	0	0	0	0	0	
1900	265	1	223	37	2	1	0	0	1	0	0	0	0	0	
2000	231	3	193	32	0	2	0	0	1	0	0	0	0	0	
2100	205	1	162	40	2	0	0	0	0	0	0	0	0	0	
2200	159	2	130	23	1	1	0	0	2	0	0	0	0	0	
2300	151	1	117	32	1	0	0	0	0	0	0	0	0	0	
07-19	4402	37	3682	633	16	24	2	0	7	1	0	0	0	0	
06-22	5170	43	4311	752	21	31	2	0	9	1	0	0	0	0	
06-00	5480	46	4558	807	23	32	2	0	11	1	0	0	0	0	
00-00	5931	51	4922	879	26	37	3	0	12	1	0	0	0	0	

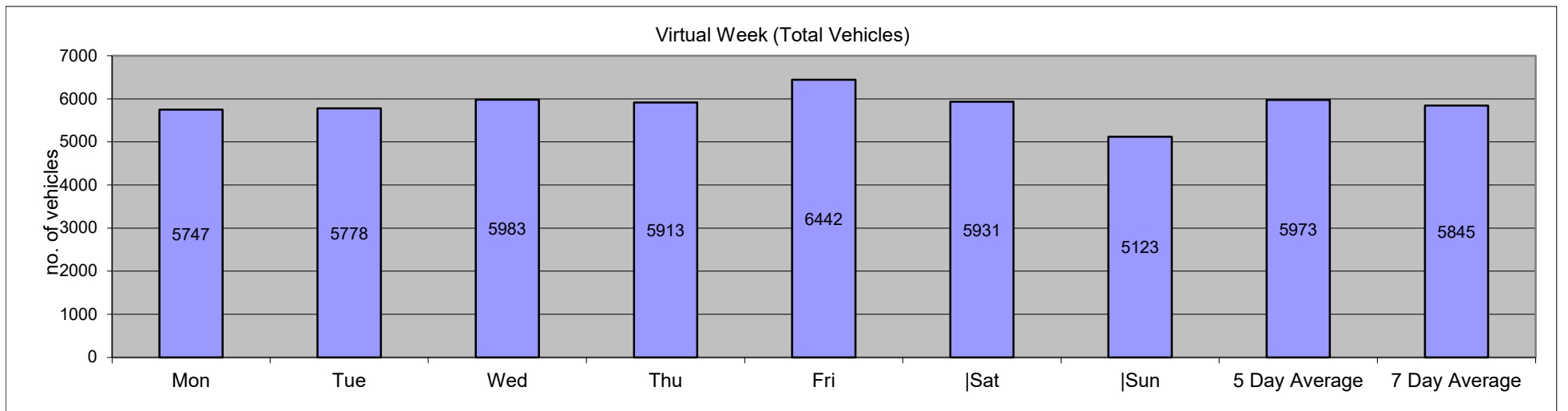
Job Name/ Title		Site	Location											
13 June 2023 to 19 June 2023		2	Port Rd (51.401090, -3.327669)											
		Direction		Southbound										
TIME PERIOD	TOTAL VEHICLES	MOTOR-CYCLES	CARS OR CAR-BASED LGV	LIGHT GOODS VEHICLE S	BUSES	TWO AXLE, SIX TYRE, RIGID	THREE AXLE RIGID	FOUR OR MORE AXLE RIGID	FOUR OR LESS AXLE ARTIC	FIVE AXLE ARTIC	SIX OR MORE AXLE ARTIC	FIVE OR LESS AXLE MULTI-TRAILER ARTIC	SIX AXLE MULTI-TRAILER ARTIC	SEVEN OR MORE AXLE ARTIC
<b>18 June 2023</b>														
0000	99	0	70	28	0	1	0	0	0	0	0	0	0	0
0100	59	0	50	9	0	0	0	0	0	0	0	0	0	0
0200	42	0	33	9	0	0	0	0	0	0	0	0	0	0
0300	99	0	73	25	0	0	0	0	0	0	1	0	0	0
0400	101	0	83	18	0	0	0	0	0	0	0	0	0	0
0500	35	0	30	5	0	0	0	0	0	0	0	0	0	0
0600	28	1	24	1	0	2	0	0	0	0	0	0	0	0
0700	46	4	29	12	1	0	0	0	0	0	0	0	0	0
0800	76	3	54	17	2	0	0	0	0	0	0	0	0	0
0900	182	4	153	20	2	1	1	0	0	0	0	0	0	1
1000	320	5	280	31	2	1	1	0	0	0	0	0	0	0
1100	515	7	431	72	1	2	0	1	1	0	0	0	0	0
1200	505	4	432	64	1	2	0	1	1	0	0	0	0	0
1300	470	6	401	59	0	4	0	0	0	0	0	0	0	0
1400	419	6	346	63	3	1	0	0	0	0	0	0	0	0
1500	382	1	326	53	0	1	0	1	0	0	0	0	0	0
1600	411	5	351	48	1	2	0	1	2	0	0	1	0	0
1700	348	3	295	47	1	0	1	0	1	0	0	0	0	0
1800	300	2	258	37	1	1	0	0	1	0	0	0	0	0
1900	208	0	176	32	0	0	0	0	0	0	0	0	0	0
2000	188	0	159	25	2	0	1	0	1	0	0	0	0	0
2100	110	0	98	12	0	0	0	0	0	0	0	0	0	0
2200	118	0	99	18	1	0	0	0	0	0	0	0	0	0
2300	62	0	52	10	0	0	0	0	0	0	0	0	0	0
07-19	3974	50	3356	523	15	15	3	4	6	0	0	1	0	1
06-22	4508	51	3813	593	17	17	4	4	7	0	0	1	0	1
06-00	4688	51	3964	621	18	17	4	4	7	0	0	1	0	1
00-00	5123	51	4303	715	18	18	4	4	7	0	1	1	0	1

Job Name/ Title		Site		Location															
13 June 2023		to		19 June 2023		2		Port Rd (51.401090, -3.327669)											
						Direction		Southbound											
TIME PERIOD	TOTAL VEHICLES	MOTOR-CYCLES	CARS OR CAR-BASED LGV	LIGHT GOODS VEHICLE S	BUSES	TWO AXLE, SIX TYRE, RIGID	THREE AXLE RIGID	FOUR OR MORE AXLE RIGID	FOUR OR LESS AXLE ARTIC	FIVE AXLE ARTIC	SIX OR MORE AXLE ARTIC	FIVE OR LESS AXLE MULTI-TRAILER ARTIC			SIX AXLE MULTI-TRAILER ARTIC		SEVEN OR MORE AXLE ARTIC		
<b>19 June 2023</b>																			
0000	65	1	42	20	1	1	0	0	0	0	0	0	0	0	0	0	0		
0100	47	0	32	15	0	0	0	0	0	0	0	0	0	0	0	0	0		
0200	52	0	43	9	0	0	0	0	0	0	0	0	0	0	0	0	0		
0300	103	0	85	17	0	0	0	0	0	0	1	0	0	0	0	0	0		
0400	93	1	72	20	0	0	0	0	0	0	0	0	0	0	0	0	0		
0500	37	1	26	7	2	1	0	0	0	0	0	0	0	0	0	0	0		
0600	110	1	83	22	2	2	0	0	0	0	0	0	0	0	0	0	0		
0700	196	2	147	38	3	5	0	0	1	0	0	0	0	0	0	0	0		
0800	305	0	226	72	3	4	0	0	0	0	0	0	0	0	0	0	0		
0900	253	0	185	58	4	4	0	0	1	0	1	0	0	0	0	0	0		
1000	320	0	254	56	3	5	0	1	0	0	0	1	0	0	0	0	0		
1100	326	3	257	59	4	3	0	0	0	0	0	0	0	0	0	0	0		
1200	326	2	252	62	3	6	0	0	0	0	1	0	0	0	0	0	0		
1300	313	2	245	57	1	5	0	0	2	0	1	0	0	0	0	0	0		
1400	375	2	299	68	3	1	1	0	1	0	0	0	0	0	0	0	0		
1500	455	2	363	78	5	4	0	0	1	0	1	1	0	0	0	0	0		
1600	547	6	455	81	2	2	1	0	0	0	0	0	0	0	0	0	0		
1700	527	5	427	87	3	3	1	0	1	0	0	0	0	0	0	0	0		
1800	372	8	306	55	1	1	0	0	1	0	0	0	0	0	0	0	0		
1900	280	6	222	50	1	1	0	0	0	0	0	0	0	0	0	0	0		
2000	221	2	180	37	2	0	0	0	0	0	0	0	0	0	0	0	0		
2100	164	1	135	25	1	1	0	0	1	0	0	0	0	0	0	0	0		
2200	139	2	120	15	1	0	0	0	1	0	0	0	0	0	0	0	0		
2300	121	1	99	19	0	2	0	0	0	0	0	0	0	0	0	0	0		
07-19	4315	32	3416	771	35	43	3	1	8	0	4	2	0	0	0	0	0		
06-22	5090	42	4036	905	41	47	3	1	9	0	4	2	0	0	0	0	0		
06-00	5350	45	4255	939	42	49	3	1	10	0	4	2	0	0	0	0	0		
00-00	5747	48	4555	1027	45	51	3	1	10	0	5	2	0	0	0	0	0		

Job Name/ Title		Site	Location											
13 June 2023 to 19 June 2023		2	Port Rd (51.401090, -3.327669)											
		Direction	Southbound											
TIME PERIOD	TOTAL VEHICLES	MOTOR-CYCLES	CARS OR CAR-BASED LGV	LIGHT GOODS VEHICLE S	BUSES	TWO AXLE, SIX TYRE, RIGID	THREE AXLE RIGID	FOUR OR MORE AXLE RIGID	FOUR OR LESS AXLE ARTIC	FIVE AXLE ARTIC	SIX OR MORE AXLE ARTIC	FIVE OR LESS AXLE MULTI-TRAILER ARTIC	SIX AXLE MULTI-TRAILER ARTIC	SEVEN OR MORE AXLE ARTIC
<b>Average Day</b>														
0000	64	1	48	15	1	1	0	0	0	0	0	0	0	0
0100	42	0	34	8	0	0	0	0	0	0	0	0	0	0
0200	48	0	39	9	0	0	0	0	0	0	0	0	0	0
0300	114	1	92	20	0	0	0	0	0	0	0	0	0	0
0400	80	0	65	14	0	0	0	0	0	0	0	0	0	0
0500	37	1	27	6	2	1	0	0	0	0	0	0	0	0
0600	80	2	59	14	2	2	0	0	0	0	1	0	0	0
0700	148	1	104	35	3	4	1	0	1	0	0	0	0	0
0800	231	1	173	49	2	5	0	0	1	0	0	0	0	0
0900	269	2	207	55	2	2	0	0	1	0	0	0	0	0
1000	331	3	266	55	3	4	0	0	1	0	0	0	0	0
1100	408	4	333	62	3	4	0	0	1	0	0	0	0	0
1200	420	4	341	68	2	4	0	0	0	0	0	0	0	0
1300	390	4	319	61	1	4	0	0	1	0	0	0	0	0
1400	398	3	320	68	3	3	0	0	1	0	0	0	0	0
1500	443	3	363	69	3	2	0	0	1	0	0	0	0	0
1600	486	6	404	70	2	3	0	0	1	0	0	0	0	0
1700	490	3	411	70	2	2	1	0	1	0	0	0	0	0
1800	399	5	335	56	1	1	0	0	1	0	0	0	0	0
1900	299	3	249	45	1	1	0	0	0	0	0	0	0	0
2000	241	2	202	34	2	0	0	0	1	0	0	0	0	0
2100	178	2	146	28	1	0	0	0	0	0	0	0	0	0
2200	153	1	128	22	1	0	0	0	0	0	0	0	0	0
2300	96	1	77	16	1	1	0	0	0	0	0	0	0	0
07-19	4413	37	3577	717	26	38	3	1	10	0	1	1	0	0
06-22	5211	46	4232	837	32	42	4	1	12	0	2	1	0	0
06-00	5459	48	4437	876	34	43	4	1	12	0	2	1	0	0
00-00	5845	51	4742	948	36	45	5	1	13	0	2	1	0	0



Job Name/ Title		Site	2	Location	Port Rd (51.401090, -3.327669)										
13 June 2023		to	19 June 2023		Direction	Southbound									
TIME PERIOD	TOTAL VEHICLES	MOTOR-CYCLES	CARS OR CAR-BASED LGV	LIGHT GOODS VEHICLES	BUSES	TWO AXLE, SIX TYRE, RIGID	THREE AXLE RIGID	FOUR OR MORE AXLE RIGID	FOUR OR LESS AXLE ARTIC	FIVE AXLE ARTIC	SIX OR MORE AXLE ARTIC	FIVE OR LESS AXLE MULTI-TRAILER ARTIC	SIX AXLE MULTI-TRAILER ARTIC	SEVEN OR MORE AXLE ARTIC	
<b>Virtual Week</b>															
Mon	5747	48	4555	1027	45	51	3	1	10	0	5	2	0	0	
Tue	5778	64	4663	936	44	39	10	2	16	0	1	1	0	2	
Wed	5983	49	4899	929	36	52	3	1	9	0	2	3	0	0	
Thu	5913	46	4679	1053	42	63	7	1	13	1	5	3	0	0	
Fri	6442	49	5172	1096	42	55	5	0	21	0	2	0	0	0	
Sat	5931	51	4922	879	26	37	3	0	12	1	0	0	0	0	
Sun	5123	51	4303	715	18	18	4	4	7	0	1	1	0	1	
<b>5 Day Average</b>															
[--]	5973	51	4794	1008	42	52	6	1	14	0	3	2	0	0	
<b>7 Day Average</b>															
[--]	5845	51	4742	948	36	45	5	1	13	0	2	1	0	0	
<b>Total Vehicles</b>															
[--]	40917	358	33193	6635	253	315	35	9	88	2	16	10	0	3	



Job Name/ Title		Site 2													Location Port Rd (51.401090, -3.327669)									
0/1/00		to 19 June 2023													Direction Southbound		Speed Limit (PSL)		ACPO (SL1)		DFT (SL2)		Mean Speed	85%ile Speed
Time Period	Total Vehicles	0 20	20 25	25 30	30 35	35 40	40 45	45 50	50 55	55 60	60 65	65 70	70 75	75 130	50	50	57 ACPO	57 ACPO	65 DFT	65 DFT	Mean Speed	85%ile Speed		
<b>Saturday, 0 January 1900</b>																								
0000	67	0	0	0	2	5	24	19	8	2	2	1	3	1	17	25.37	7	10.45	5	7.463	47.6	53.1		
0100	18	0	0	0	0	1	5	4	5	2	0	0	0	1	8	44.44	2	11.11	1	5.556	49.8	55.4		
0200	38	0	0	1	2	13	8	8	3	0	2	1	0	0	6	15.79	3	7.895	1	2.632	43.9	50.8		
0300	130	0	2	3	23	49	36	11	4	1	0	1	0	0	6	4.615	2	1.538	1	0.769	39.3	44.6		
0400	73	0	0	2	8	19	16	19	6	1	1	0	1	0	9	12.33	3	4.11	1	1.37	42.7	49.2		
0500	38	0	1	0	0	4	12	7	6	5	3	0	0	0	14	36.84	6	15.79	0	0	47.6	57.9		
0600	71	0	1	0	0	7	15	19	14	10	3	2	0	0	29	40.85	9	12.68	2	2.817	48.6	56.6		
0700	191	1	1	1	10	16	71	54	23	10	0	3	0	1	37	19.37	10	5.236	4	2.094	45.5	51.7		
0800	285	0	0	0	11	46	88	83	41	8	5	1	1	1	57	20	12	4.211	3	1.053	45.3	51.3		
0900	260	0	0	3	11	54	84	68	28	7	0	2	0	3	40	15.38	9	3.462	5	1.923	44.4	50.1		
1000	350	0	0	6	23	81	126	77	28	8	0	0	1	0	37	10.57	4	1.143	1	0.286	42.8	48.5		
1100	376	0	0	0	14	119	155	62	20	6	0	0	0	0	26	6.915	3	0.798	0	0	42.2	47.3		
1200	377	0	1	8	26	105	126	70	30	6	2	1	2	0	41	10.88	8	2.122	3	0.796	42.5	47.9		
1300	309	0	0	1	9	63	114	84	26	7	3	2	0	0	38	12.3	8	2.589	2	0.647	44	49.3		
1400	373	0	0	2	3	56	138	100	42	13	12	5	0	2	74	19.84	27	7.239	7	1.877	45.8	51.7		
1500	428	0	0	0	15	50	154	125	53	17	11	1	2	0	84	19.63	20	4.673	3	0.701	45.4	51.3		
1600	529	0	0	4	8	56	163	185	80	22	8	1	1	1	113	21.36	21	3.97	3	0.567	46	51.5		
1700	540	0	6	0	14	91	182	140	81	14	8	1	0	3	107	19.81	19	3.519	4	0.741	44.9	51		
1800	419	0	2	7	16	68	105	132	64	10	9	4	0	2	89	21.24	21	5.012	6	1.432	45.3	51.9		
1900	280	0	0	1	10	32	96	65	49	16	3	4	1	3	76	27.14	17	6.071	8	2.857	46.3	52.9		
2000	234	1	0	0	1	49	74	56	29	15	6	0	1	2	53	22.65	12	5.128	3	1.282	45.6	52.3		
2100	155	0	0	1	15	29	37	35	20	11	5	1	0	1	38	24.52	13	8.387	2	1.29	44.9	53.2		
2200	162	0	0	1	11	37	55	34	20	3	0	0	0	1	24	14.81	3	1.852	1	0.617	43.3	49.8		
2300	75	0	0	0	5	8	20	19	14	6	2	0	1	0	23	30.67	6	8	1	1.333	46.6	54.6		
07-19	4437	1	10	32	160	805	1506	1180	516	128	58	21	7	13	743	16.75	162	3.651	41	0.924	44.6	50.6		
06-22	5177	2	11	34	186	922	1728	1355	628	180	75	28	9	19	939	18.14	213	4.114	56	1.082	44.8	51		
06-00	5414	2	11	35	202	967	1803	1408	662	189	77	28	10	20	986	18.21	222	4.1	58	1.071	44.7	51		
00-00	5778	2	14	41	237	1058	1904	1476	694	200	85	31	14	22	1046	18.1	245	4.24	67	1.16	44.7	51		

Job Name/ Title										Site	2	Location										Port Rd (51.401090, -3.327669)							
0/1/00										Direction	Southbound											Speed Limit (PSL)		ACPO (SL1)		DFT (SL2)		Mean Speed	85%ile Speed
Time Period	Total Vehicles	0 to 20	20 to 25	25 to 30	30 to 35	35 to 40	40 to 45	45 to 50	50 to 55	55 to 60	60 to 65	65 to 70	70 to 75	75 to 130	50	50	57 ACPO	57 ACPO	65 DFT	65 DFT	Mean Speed	85%ile Speed							
<b>14 June 2023</b>																													
0000	26	1	0	0	1	0	5	6	6	2	3	1	1	0	13	50	6	23.08	2	7.692	50.1	63							
0100	15	0	0	0	0	3	5	3	2	1	0	0	0	1	4	26.67	2	13.33	1	6.667	47	55.5							
0200	34	0	0	1	4	10	10	5	3	1	0	0	0	0	4	11.76	1	2.941	0	0	41.9	49.7							
0300	111	0	0	7	33	32	27	7	0	4	0	1	0	0	5	4.505	4	3.604	1	0.901	38.4	43.2							
0400	81	0	0	2	13	11	31	14	8	2	0	0	0	0	10	12.35	1	1.235	0	0	42.1	49.4							
0500	31	0	1	1	2	7	6	4	5	4	0	0	0	1	10	32.26	2	6.452	1	3.226	45.3	55.9							
0600	80	0	0	3	0	6	17	22	19	7	4	1	1	0	32	40	9	11.25	2	2.5	48.4	55.5							
0700	151	0	0	0	0	20	39	54	21	12	2	2	1	0	38	25.17	14	9.272	3	1.987	47	53							
0800	276	0	0	1	10	41	84	72	48	9	7	4	0	0	68	24.64	17	6.159	4	1.449	45.6	52							
0900	334	0	0	2	14	67	121	82	38	4	5	1	0	0	48	14.37	9	2.695	1	0.299	43.8	49.8							
1000	334	0	0	9	29	87	118	65	19	4	2	0	0	1	26	7.784	5	1.497	1	0.299	41.9	46.6							
1100	400	0	0	5	40	116	156	59	18	2	1	0	1	2	24	6	4	1	3	0.75	41.4	46.4							
1200	398	0	0	16	41	128	109	71	25	4	3	1	0	0	33	8.291	6	1.508	1	0.251	41.3	47.1							
1300	372	0	0	2	21	91	139	74	30	13	1	0	1	0	45	12.1	8	2.151	1	0.269	43.1	49.2							
1400	374	0	0	4	16	84	131	91	36	5	6	1	0	0	48	12.83	10	2.674	1	0.267	43.6	49.5							
1500	467	1	0	3	17	79	175	134	44	8	6	0	0	0	58	12.42	9	1.927	0	0	44	49.5							
1600	481	0	0	2	29	104	158	124	38	18	4	1	3	0	64	13.31	16	3.326	4	0.832	43.8	49.3							
1700	552	1	0	6	44	137	188	118	40	6	10	0	0	2	58	10.51	15	2.717	2	0.362	42.7	48.2							
1800	463	0	0	5	19	75	171	110	58	17	4	2	2	0	83	17.93	14	3.024	4	0.864	44.4	50.7							
1900	346	0	1	4	5	49	118	102	50	12	2	1	2	0	67	19.36	12	3.468	3	0.867	45.1	50.9							
2000	275	1	1	0	8	39	75	76	51	13	7	2	0	2	75	27.27	15	5.455	4	1.455	46.2	52.6							
2100	169	0	1	0	1	15	44	55	33	8	4	4	1	3	53	31.36	14	8.284	8	4.734	48.4	53.5							
2200	145	0	0	0	2	10	41	42	32	10	3	2	2	1	50	34.48	13	8.966	5	3.448	48.3	54.4							
2300	68	0	0	0	2	9	12	20	11	11	0	1	0	2	25	36.76	9	13.24	3	4.412	48.8	56.7							
07-19	4602	2	0	55	280	1029	1589	1054	415	102	51	12	8	5	593	12.89	127	2.76	25	0.543	43.3	49.3							
06-22	5472	3	3	62	294	1138	1843	1309	568	142	68	20	12	10	820	14.99	177	3.235	42	0.768	43.8	50							
06-00	5685	3	3	62	298	1157	1896	1371	611	163	71	23	14	13	895	15.74	199	3.5	50	0.88	44	50.2							
00-00	5983	4	4	73	351	1220	1980	1410	635	177	74	25	15	15	941	15.73	215	3.594	55	0.919	43.9	50.2							

Job Name/ Title										Site	Location											
0/1/00										2	Port Rd (51.401090, -3.327669)											
to										19 June 2023	Direction											
										Southbound	Speed Limit (PSL)					ACPO (SL1)		DFT (SL2)				
Time Period	Total Vehicles	0	20	25	30	35	40	45	50	55	60	65	70	75	50	50	57	57	65	65	Mean Speed	85%ile Speed
		20	25	30	35	40	45	50	55	60	65	70	75	130			ACPO	ACPO	DFT	DFT		
<b>15 June 2023</b>																						
0000	62	0	0	0	6	11	12	13	8	5	1	2	2	2	20	32.26	11	17.74	6	9.677	47.9	57.5
0100	41	0	0	2	2	16	4	7	3	3	1	1	1	1	10	24.39	7	17.07	3	7.317	44.7	57.3
0200	59	0	0	2	3	14	14	11	5	7	2	0	0	1	15	25.42	7	11.86	1	1.695	45.4	55.5
0300	120	0	1	1	14	30	32	31	6	2	1	0	1	1	11	9.167	3	2.5	2	1.667	42.6	48.2
0400	65	0	0	1	1	14	17	17	11	4	0	0	0	0	15	23.08	2	3.077	0	0	44.9	51.6
0500	26	0	0	1	2	2	2	3	6	4	2	3	1	0	16	61.54	8	30.77	4	15.38	51.1	65.1
0600	94	0	0	1	3	5	10	29	23	13	8	2	0	0	46	48.94	15	15.96	2	2.128	50	58
0700	173	0	0	1	0	10	48	50	38	18	4	2	1	1	64	36.99	17	9.827	4	2.312	48.5	55.1
0800	267	0	0	2	2	20	65	96	49	25	6	0	2	0	82	30.71	18	6.742	2	0.749	47.7	54
0900	244	0	0	2	1	28	86	74	35	16	1	0	1	0	53	21.72	10	4.098	1	0.41	45.9	51.7
1000	286	0	1	0	3	28	100	92	46	11	3	0	1	1	62	21.68	10	3.497	2	0.699	46.1	51.4
1100	322	0	0	0	8	51	110	82	46	16	3	5	1	0	71	22.05	14	4.348	6	1.863	45.6	51.6
1200	398	0	0	2	12	79	136	100	52	5	7	4	1	0	69	17.34	15	3.769	5	1.256	44.6	50.5
1300	390	0	1	0	6	59	124	115	60	19	2	1	2	1	85	21.79	16	4.103	4	1.026	45.8	51.6
1400	371	2	5	2	15	58	87	122	47	21	10	1	1	0	80	21.56	25	6.739	2	0.539	45.3	51.8
1500	481	0	2	7	19	38	131	169	83	22	6	0	1	3	115	23.91	19	3.95	4	0.832	46	51.6
1600	483	0	1	2	7	39	114	176	100	36	6	2	0	0	144	29.81	25	5.176	2	0.414	47.2	52.8
1700	514	1	1	0	7	39	135	164	108	42	9	5	3	0	167	32.49	32	6.226	8	1.556	47.5	53.7
1800	454	0	0	1	11	37	99	155	110	28	4	6	2	1	151	33.26	25	5.507	9	1.982	47.6	53.2
1900	321	0	1	1	1	11	52	114	82	33	9	3	6	8	141	43.93	44	13.71	17	5.296	50.6	56.3
2000	272	0	0	0	7	16	55	91	68	22	3	7	3	0	103	37.87	27	9.926	10	3.676	48.7	54.6
2100	223	0	0	0	12	35	42	64	32	17	5	4	4	8	70	31.39	27	12.11	16	7.175	48.3	55.7
2200	169	0	0	0	11	29	58	37	18	6	6	1	1	2	34	20.12	11	6.509	4	2.367	45.3	52
2300	78	0	0	0	0	5	20	25	19	2	3	2	1	1	28	35.9	8	10.26	4	5.128	48.8	54.2
07-19	4383	3	11	19	91	486	1235	1395	774	259	61	26	16	7	1143	26.08	226	5.156	49	1.118	46.4	52.5
06-22	5293	3	12	21	114	553	1394	1693	979	344	86	42	29	23	1503	28.4	339	6.405	94	1.776	47	53
06-00	5540	3	12	21	125	587	1472	1755	1016	352	95	45	31	26	1565	28.25	358	6.462	102	1.841	46.9	53
00-00	5913	3	13	28	153	674	1553	1837	1055	377	102	51	36	31	1652	27.94	396	6.697	118	1.996	46.8	53

Job Name/ Title		Site 2														Location Port Rd (51.401090, -3.327669)							
0/1/00		to														19 June 2023							
		Direction														Speed Limit (PSL)		ACPO (SL1)		DFT (SL2)			
Time Period	Total Vehicles	0	20	25	30	35	40	45	50	55	60	65	70	75	50	50	57	57	65	65	Mean Speed	85%ile Speed	
		20	25	30	35	40	45	50	55	60	65	70	75	130			ACPO	ACPO	DFT	DFT			
<b>16 June 2023</b>																							
0000	52	0	0	0	8	6	10	9	8	3	4	2	1	1	19	36.54	9	17.31	4	7.692	47.7	61.9	
0100	40	0	0	1	3	9	13	8	2	1	2	1	0	0	6	15	3	7.5	1	2.5	44	51.2	
0200	54	0	0	0	3	12	11	12	5	8	0	1	2	0	16	29.63	10	18.52	3	5.556	46.5	58	
0300	116	0	1	2	9	34	32	24	7	4	2	1	0	0	14	12.07	7	6.034	1	0.862	42.5	48.8	
0400	74	0	0	0	4	17	26	14	5	4	2	1	1	0	13	17.57	5	6.757	2	2.703	44.7	52.8	
0500	47	0	0	2	0	9	8	9	10	7	1	0	0	1	19	40.43	5	10.64	1	2.128	48.1	56.1	
0600	110	0	1	0	2	6	22	32	26	15	3	1	0	2	47	42.73	12	10.91	3	2.727	49.2	56	
0700	190	0	0	0	1	12	50	61	44	17	5	0	0	0	66	34.74	13	6.842	0	0	48.1	53.9	
0800	275	0	0	0	2	23	55	91	70	20	7	4	1	2	104	37.82	25	9.091	7	2.545	48.5	54.6	
0900	348	1	0	2	7	51	105	100	61	11	6	0	3	1	82	23.56	15	4.31	4	1.149	45.8	51.9	
1000	348	1	1	2	17	52	108	95	53	9	6	1	2	1	72	20.69	15	4.31	4	1.149	45.2	51.3	
1100	403	1	0	1	4	67	146	129	42	11	1	0	1	0	55	13.65	6	1.489	1	0.248	44.7	49.9	
1200	416	0	0	2	3	59	133	136	53	25	2	1	2	0	83	19.95	14	3.365	3	0.721	45.6	51.1	
1300	388	0	0	0	6	43	106	140	60	23	7	1	1	1	93	23.97	18	4.639	3	0.773	46.6	52.2	
1400	409	0	0	0	7	48	125	130	69	17	7	5	0	1	99	24.21	19	4.645	6	1.467	46.4	52.1	
1500	443	1	2	0	8	29	133	172	70	18	2	7	0	1	98	22.12	22	4.966	8	1.806	46.5	51.7	
1600	563	0	0	2	13	62	130	183	113	34	13	12	1	0	173	30.73	44	7.815	13	2.309	47.1	52.9	
1700	529	0	0	1	11	47	177	168	86	22	9	2	3	3	125	23.63	30	5.671	8	1.512	46.5	52	
1800	467	0	0	0	11	64	134	160	60	21	9	2	1	5	98	20.99	28	5.996	8	1.713	46.3	51.8	
1900	392	0	1	0	12	56	105	108	77	19	7	4	1	2	110	28.06	22	5.612	7	1.786	46.6	52.9	
2000	268	0	0	0	0	16	80	104	53	6	4	2	2	1	68	25.37	13	4.851	5	1.866	47.2	51.9	
2100	218	0	0	0	5	38	73	57	27	9	2	1	3	3	45	20.64	12	5.505	7	3.211	45.9	51.9	
2200	177	0	0	0	0	11	42	63	40	8	7	2	1	3	61	34.46	17	9.605	6	3.39	48.9	53.9	
2300	115	0	1	3	0	14	25	24	23	10	4	1	5	5	48	41.74	19	16.52	11	9.565	49.9	58.7	
07-19	4779	4	3	10	90	557	1402	1565	781	228	74	35	15	15	1148	24.02	249	5.21	65	1.36	46.4	52	
06-22	5767	4	5	10	109	673	1682	1866	964	277	90	43	21	23	1418	24.59	308	5.341	87	1.509	46.5	52.1	
06-00	6059	4	6	13	109	698	1749	1953	1027	295	101	46	27	31	1527	25.2	344	5.678	104	1.716	46.6	52.3	
00-00	6442	4	7	18	136	785	1849	2029	1064	322	112	52	31	33	1614	25.05	383	5.945	116	1.801	46.5	52.3	

Job Name/ Title										Site	2	Location										Port Rd (51.401090, -3.327669)			
0/1/00										Direction	Southbound														
to										19 June 2023															
										Speed Bins					Speed Limit (PSL)					ACPO (SL1)		DFT (SL2)		Mean	85%ile
Time	Total	0	20	25	30	35	40	45	50	55	60	65	70	75	50	50	57	57	65	65	Mean	85%ile			
Period	Vehicles	20	25	30	35	40	45	50	55	60	65	70	75	130			ACPO	ACPO	DFT	DFT	Speed	Speed			
<b>17 June 2023</b>																									
0000	80	1	0	0	2	12	17	12	19	7	3	3	1	3	36	45	14	17.5	7	8.75	49.2	58.7			
0100	74	0	0	1	7	13	21	14	10	3	2	2	1	0	18	24.32	7	9.459	3	4.054	44.8	52			
0200	58	0	0	0	0	17	11	8	11	6	4	0	1	0	22	37.93	10	17.24	1	1.724	47	57.7			
0300	119	0	2	0	4	38	43	24	6	1	1	0	0	0	8	6.723	1	0.84	0	0	42.1	47.5			
0400	76	0	0	0	7	16	32	8	12	0	1	0	0	0	13	17.11	1	1.316	0	0	43	50.6			
0500	44	0	0	2	0	4	12	9	11	3	1	1	1	0	17	38.64	4	9.091	2	4.545	47.4	55			
0600	67	0	0	1	2	1	17	25	11	6	3	1	0	0	21	31.34	7	10.45	1	1.493	48.1	55.3			
0700	86	0	0	2	1	6	20	28	16	7	1	3	2	0	29	33.72	9	10.47	5	5.814	48.2	55.1			
0800	134	0	0	0	2	9	24	47	36	8	4	2	0	2	52	38.81	12	8.955	4	2.985	48.8	53.9			
0900	265	0	0	2	2	30	89	92	34	11	2	3	0	0	50	18.87	12	4.528	3	1.132	45.9	50.9			
1000	361	1	0	0	19	45	101	108	51	23	9	2	1	1	87	24.1	26	7.202	4	1.108	46	52.7			
1100	516	0	1	1	28	115	176	119	51	19	2	3	1	0	76	14.73	18	3.488	4	0.775	43.9	50			
1200	517	2	2	0	5	88	194	139	61	16	6	1	1	2	87	16.83	17	3.288	4	0.774	45	51			
1300	486	2	1	0	20	70	175	124	69	17	5	2	0	1	94	19.34	14	2.881	3	0.617	44.8	50.9			
1400	465	0	0	0	9	53	172	145	59	16	7	1	2	1	86	18.49	17	3.656	4	0.86	45.5	50.7			
1500	442	0	1	7	11	41	120	150	83	18	6	2	2	1	112	25.34	17	3.846	5	1.131	46.3	52.1			
1600	388	0	0	1	1	22	108	139	75	27	7	4	2	2	117	30.15	27	6.959	8	2.062	47.9	53.6			
1700	423	0	0	1	2	33	85	155	96	33	9	1	3	5	147	34.75	32	7.565	9	2.128	48.5	53.9			
1800	319	0	0	0	0	11	49	124	84	31	8	6	3	3	135	42.32	32	10.03	12	3.762	50	55.1			
1900	265	0	0	0	2	15	85	81	51	17	4	4	2	4	82	30.94	26	9.811	10	3.774	48.3	54.1			
2000	231	0	0	1	2	12	63	71	48	19	10	2	1	2	82	35.5	20	8.658	5	2.165	48.6	54.8			
2100	205	0	0	1	2	32	54	58	35	13	2	3	3	2	58	28.29	16	7.805	8	3.902	47.1	53.4			
2200	159	0	1	1	4	26	45	39	24	9	6	0	1	3	43	27.04	18	11.32	4	2.516	46.5	53.7			
2300	151	0	0	0	13	30	47	42	11	1	4	3	0	0	19	12.58	8	5.298	3	1.987	44.1	49.6			
07-19	4402	5	5	14	100	523	1313	1370	715	226	66	30	17	18	1072	24.35	233	5.293	65	1.477	46.3	52.3			
06-22	5170	5	5	17	108	583	1532	1605	860	281	85	40	23	26	1315	25.44	302	5.841	89	1.721	46.6	52.6			
06-00	5480	5	6	18	125	639	1624	1686	895	291	95	43	24	29	1377	25.13	328	5.985	96	1.752	46.5	52.6			
00-00	5931	6	8	21	145	739	1760	1761	964	311	107	49	28	32	1491	25.14	365	6.154	109	1.838	46.4	52.6			

Job Name/ Title										Site	2	Location										Port Rd (51.401090, -3.327669)							
0/1/00										Direction	Southbound											Speed Limit (PSL)		ACPO (SL1)		DFT (SL2)		Mean	85%ile
to										19 June 2023																			
Time Period	Total Vehicles	Speed Bins										50	50	57	57	65	65	Mean Speed	85%ile Speed										
		0	20	25	30	35	40	45	50	55	60									65	70	75	130	ACPO	ACPO	DFT	DFT		
<b>18 June 2023</b>																													
0000	99	0	0	0	4	19	21	27	10	9	5	3	0	1	28	28.28	16	16.16	4	4.04	47	57.5							
0100	59	0	0	0	2	7	17	11	11	7	4	0	0	0	22	37.29	6	10.17	0	0	47.3	55.8							
0200	42	0	0	1	2	8	4	9	9	5	1	2	1	0	18	42.86	7	16.67	3	7.143	48.2	57.6							
0300	99	0	1	2	3	19	31	22	11	4	2	1	1	2	21	21.21	9	9.091	4	4.04	45.2	52.7							
0400	101	0	0	0	2	20	45	27	4	2	1	0	0	0	7	6.931	1	0.99	0	0	43.8	48.7							
0500	35	0	0	0	0	7	7	5	11	0	1	2	1	1	16	45.71	5	14.29	4	11.43	49.4	58.7							
0600	28	0	0	1	0	1	5	4	9	5	2	0	0	1	17	60.71	6	21.43	1	3.571	51.5	57.7							
0700	46	1	2	0	0	1	8	10	12	7	3	1	0	1	24	52.17	9	19.57	2	4.348	49.9	58.1							
0800	76	0	2	1	0	4	17	17	18	10	4	2	1	0	35	46.05	15	19.74	3	3.947	49	58.7							
0900	182	1	5	2	1	24	63	59	15	8	4	0	0	0	27	14.84	7	3.846	0	0	44.6	50.1							
1000	320	2	8	2	13	51	89	95	43	16	0	1	0	0	60	18.75	5	1.563	1	0.313	44.2	51							
1100	515	1	0	2	15	91	191	150	37	18	5	3	0	2	65	12.62	16	3.107	5	0.971	44.4	49.3							
1200	505	0	0	0	16	86	171	144	65	13	4	4	1	1	88	17.43	12	2.376	6	1.188	44.9	50.4							
1300	470	0	1	0	9	69	133	166	71	15	3	1	2	0	92	19.57	13	2.766	3	0.638	45.6	51							
1400	419	0	0	0	3	57	137	130	63	19	4	4	1	1	92	21.96	18	4.296	6	1.432	46.2	51.9							
1500	382	1	0	0	5	42	125	121	62	15	5	6	0	0	88	23.04	15	3.927	6	1.571	46.2	52							
1600	411	0	1	1	2	29	116	131	95	26	7	2	0	1	131	31.87	21	5.109	3	0.73	47.4	53.1							
1700	348	0	0	0	4	26	85	118	78	23	6	3	4	1	115	33.05	27	7.759	8	2.299	48.1	53.8							
1800	300	0	0	1	6	20	60	104	60	29	14	2	1	3	109	36.33	35	11.67	6	2	48.9	55.3							
1900	208	0	0	0	13	23	45	58	36	21	6	1	3	2	69	33.17	22	10.58	6	2.885	47.8	55.3							
2000	188	0	0	0	2	2	29	74	45	21	8	5	0	2	81	43.09	26	13.83	7	3.723	50.5	56.6							
2100	110	0	0	0	1	5	16	36	26	17	4	2	1	2	52	47.27	18	16.36	5	4.545	50.9	57.5							
2200	118	0	0	0	0	11	34	35	28	8	1	0	0	1	38	32.2	8	6.78	1	0.847	47.4	52.7							
2300	62	0	0	1	3	11	12	11	11	6	3	2	0	2	24	38.71	12	19.35	4	6.452	48.7	58.7							
07-19	3974	6	19	9	74	500	1195	1245	619	199	59	29	10	10	926	23.3	193	4.857	49	1.233	46.1	52							
06-22	4508	6	19	10	90	531	1290	1417	735	263	79	37	14	17	1145	25.4	265	5.878	68	1.508	46.5	52.6							
06-00	4688	6	19	11	93	553	1336	1463	774	277	83	39	14	20	1207	25.75	285	6.079	73	1.557	46.5	52.7							
00-00	5123	6	20	14	106	633	1461	1564	830	304	97	47	17	24	1319	25.75	329	6.422	88	1.718	46.5	52.7							

Job Name/ Title										Site	2	Location										Port Rd (51.401090, -3.327669)			
0/1/00										Direction	Southbound	Speed Limit (PSL)					ACPO (SL1)		DFT (SL2)		Mean	85%ile			
Time	Total	0	20	25	30	35	40	45	50	55	60	65	70	75	50	50	57	57	65	65	Mean	85%ile			
Period	Vehicles	20	25	30	35	40	45	50	55	60	65	70	75	130			ACPO	ACPO	DFT	DFT	Speed	Speed			
<b>19 June 2023</b>																									
0000	65	0	0	1	3	7	28	12	6	6	0	2	0	0	14	21.54	6	9.231	2	3.077	45.5	54.3			
0100	47	0	0	0	7	12	9	8	7	2	1	0	0	1	11	23.4	2	4.255	1	2.128	44	52			
0200	52	0	0	3	5	7	13	12	7	3	2	0	0	0	12	23.08	3	5.769	0	0	44.4	52.1			
0300	103	0	0	1	2	25	50	18	5	0	1	0	0	1	7	6.796	2	1.942	1	0.971	42.9	47.5			
0400	93	0	1	2	7	22	26	18	10	5	1	0	1	0	17	18.28	5	5.376	1	1.075	43.5	51.7			
0500	37	0	1	1	0	1	3	11	7	7	6	0	0	0	20	54.05	8	21.62	0	0	50.9	60.5			
0600	110	0	1	0	1	10	33	26	23	8	3	4	1	0	39	35.45	9	8.182	5	4.545	47.7	54.4			
0700	196	0	0	3	4	16	56	65	35	8	5	2	1	1	52	26.53	11	5.612	4	2.041	46.8	52.8			
0800	305	0	0	0	2	36	77	108	51	19	9	1	1	1	82	26.89	21	6.885	3	0.984	47.1	52.6			
0900	253	0	0	0	1	29	70	81	37	26	4	2	0	3	72	28.46	23	9.091	5	1.976	47.5	54.5			
1000	320	0	0	0	10	64	109	79	39	15	2	1	0	1	58	18.13	9	2.813	2	0.625	44.7	50.7			
1100	326	0	0	7	24	70	99	83	31	10	2	0	0	0	43	13.19	7	2.147	0	0	43.1	49.3			
1200	326	1	1	0	10	44	89	105	47	20	5	2	1	1	76	23.31	19	5.828	4	1.227	46	52.3			
1300	313	0	0	2	8	32	82	99	56	18	12	3	0	1	90	28.75	25	7.987	4	1.278	47.1	53			
1400	375	0	1	1	7	39	114	126	59	18	5	2	3	0	87	23.2	19	5.067	5	1.333	46.2	52.1			
1500	455	1	2	5	11	60	126	139	80	23	6	2	0	0	111	24.4	20	4.396	2	0.44	45.6	51.6			
1600	547	2	0	1	9	47	173	185	106	17	3	3	1	0	130	23.77	15	2.742	4	0.731	46.2	51.7			
1700	527	1	1	6	6	41	123	198	96	41	5	4	3	2	151	28.65	25	4.744	9	1.708	47.2	53.5			
1800	372	1	1	1	8	26	82	106	105	26	10	3	2	1	147	39.52	27	7.258	6	1.613	48.2	53.6			
1900	280	0	1	0	3	18	61	96	57	25	12	6	0	1	101	36.07	28	10	7	2.5	48.6	55.6			
2000	221	0	0	1	2	6	40	60	60	33	8	4	1	6	112	50.68	37	16.74	11	4.977	51.2	57.6			
2100	164	0	0	0	5	21	49	39	31	10	4	1	1	3	50	30.49	13	7.927	5	3.049	47.2	54.3			
2200	139	0	0	0	6	15	41	29	22	13	9	2	0	2	48	34.53	19	13.67	4	2.878	47.6	56.4			
2300	121	0	0	1	19	21	31	17	17	7	2	3	0	3	32	26.45	11	9.091	6	4.959	45.1	53.8			
07-19	4315	6	6	26	100	504	1200	1374	742	241	68	25	12	11	1099	25.47	221	5.122	48	1.112	46.3	52.5			
06-22	5090	6	8	27	111	559	1383	1595	913	317	95	40	15	21	1401	27.52	308	6.051	76	1.493	46.7	52.8			
06-00	5350	6	8	28	136	595	1455	1641	952	337	106	45	15	26	1481	27.68	338	6.318	86	1.607	46.7	52.9			
00-00	5747	6	10	36	160	669	1584	1720	994	360	117	47	16	28	1562	27.18	364	6.334	91	1.583	46.5	52.9			



Job Name/ Title		Site 2 Location Port Rd (51.401090, -3.327669)																							
0/1/00		to 19 June 2023														Direction Southbound		Speed Limit (PSL)		ACPO (SL1)		DFT (SL2)			
Time Period	Total Vehicles	0	20	25	30	35	40	45	50	55	60	65	70	75	50	50	57	57	65	65	Mean Speed	85%ile Speed			
		20	25	30	35	40	45	50	55	60	65	70	75	130			ACPO	ACPO	DFT	DFT					
<b>Average Day</b>																									
0000	64	0	0	0	4	9	17	14	9	5	3	2	1	1	21	32.59	10	15.3	4	6.652	47.7	57.1			
0100	42	0	0	1	3	9	11	8	6	3	1	1	0	1	11	26.87	4	9.864	1	3.401	45.5	54.2			
0200	48	0	0	1	3	12	10	9	6	4	2	1	1	0	13	27.6	6	12.17	1	2.671	45.5	54.8			
0300	114	0	1	2	13	32	36	20	6	2	1	1	0	1	10	9.023	4	3.509	1	1.253	41.8	47.6			
0400	80	0	0	1	6	17	28	17	8	3	1	0	0	0	12	14.92	3	3.197	1	0.71	43.5	49.9			
0500	37	0	0	1	1	5	7	7	8	4	2	1	0	0	16	43.41	5	14.73	2	4.651	48.4	56.9			
0600	80	0	0	1	1	5	17	22	18	9	4	2	0	0	33	41.25	10	11.96	2	2.857	48.8	55.9			
0700	148	0	0	1	2	12	42	46	27	11	3	2	1	1	44	30.01	12	8.035	3	2.13	47.4	53.8			
0800	231	0	0	1	4	26	59	73	45	14	6	2	1	1	69	29.67	17	7.417	4	1.607	47.1	53.1			
0900	269	0	1	2	5	40	88	79	35	12	3	1	1	1	53	19.72	12	4.507	3	1.007	45.4	51.4			
1000	331	1	1	3	16	58	107	87	40	12	3	1	1	1	57	17.34	11	3.191	2	0.647	44.4	50.7			
1100	408	0	0	2	19	90	148	98	35	12	2	2	1	1	51	12.6	10	2.379	3	0.665	43.6	49.3			
1200	420	0	1	4	16	84	137	109	48	13	4	2	1	1	68	16.24	13	3.098	4	0.885	44.3	50.3			
1300	390	0	0	1	11	61	125	115	53	16	5	1	1	1	77	19.68	15	3.739	3	0.733	45.3	51.1			
1400	398	0	1	1	9	56	129	121	54	16	7	3	1	1	81	20.32	19	4.846	4	1.113	45.6	51.4			
1500	443	1	1	3	12	48	138	144	68	17	6	3	1	1	95	21.5	17	3.938	4	0.904	45.7	51.4			
1600	486	0	0	2	10	51	137	160	87	26	7	4	1	1	125	25.63	24	4.968	5	1.088	46.5	52.1			
1700	490	0	1	2	13	59	139	152	84	26	8	2	2	2	124	25.34	26	5.243	7	1.398	46.3	52.5			
1800	399	0	0	2	10	43	100	127	77	23	8	4	2	2	116	29.06	26	6.514	7	1.825	47	53.1			
1900	299	0	1	1	7	29	80	89	57	20	6	3	2	3	92	30.88	24	8.174	8	2.772	47.5	53.9			
2000	241	0	0	0	3	20	59	76	51	18	7	3	1	2	82	33.98	21	8.881	6	2.664	48.1	54.4			
2100	178	0	0	0	6	25	45	49	29	12	4	2	2	3	52	29.42	16	9.084	7	4.1	47.3	54			
2200	153	0	0	0	5	20	45	40	26	8	5	1	1	2	43	27.88	13	8.326	4	2.339	46.7	53.2			
2300	96	0	0	1	6	14	24	23	15	6	3	2	1	2	28	29.7	10	10.9	5	4.776	47	54.8			
07-19	4413	4	8	24	128	629	1349	1312	652	198	62	25	12	11	961	21.77	202	4.568	49	1.107	45.6	51.7			
06-22	5211	4	9	26	145	708	1550	1549	807	258	83	36	18	20	1220	23.41	273	5.242	73	1.404	45.9	52.1			
06-00	5459	4	9	27	155	742	1619	1611	848	272	90	38	19	24	1291	23.65	296	5.427	81	1.489	46	52.1			
00-00	5845	4	11	33	184	825	1727	1685	891	293	99	43	22	26	1375	23.52	328	5.614	92	1.574	45.9	52.1			

Job Name/ Title										Site 2 Location Port Rd (51.401090, -3.327669)												
0/1/00 to 19 June 2023										Direction Southbound												
Speed Bins										Speed Limit (PSL)					ACPO (SL1)		DFT (SL2)		Mean Speed	85%ile Speed		
Time Period	Total Vehicles	0-20	20-25	25-30	30-35	35-40	40-45	45-50	50-55	55-60	60-65	65-70	70-75	75-130	50	50	57	57	65	65	Mean Speed	85%ile Speed

**Virtual Week**

Mon	5747	6	10	36	160	669	1584	1720	994	360	117	47	16	28	1562	27.18	364	6.334	91	1.583	46.5	52.9
Tue	5778	2	14	41	237	1058	1904	1476	694	200	85	31	14	22	1046	18.1	245	4.24	67	1.16	44.7	51
Wed	5983	4	4	73	351	1220	1980	1410	635	177	74	25	15	15	941	15.73	215	3.594	55	0.919	43.9	50.2
Thu	5913	3	13	28	153	674	1553	1837	1055	377	102	51	36	31	1652	27.94	396	6.697	118	1.996	46.8	53
Fri	6442	4	7	18	136	785	1849	2029	1064	322	112	52	31	33	1614	25.05	383	5.945	116	1.801	46.5	52.3
Sat	5931	6	8	21	145	739	1760	1761	964	311	107	49	28	32	1491	25.14	365	6.154	109	1.838	46.4	52.6
Sun	5123	6	20	14	106	633	1461	1564	830	304	97	47	17	24	1319	25.75	329	6.422	88	1.718	46.5	52.7

**5 Day Average**

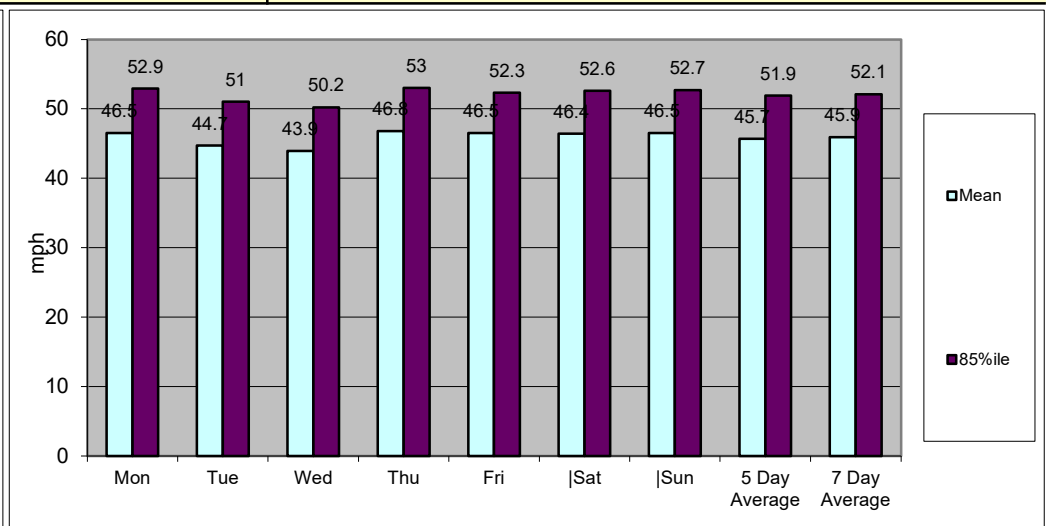
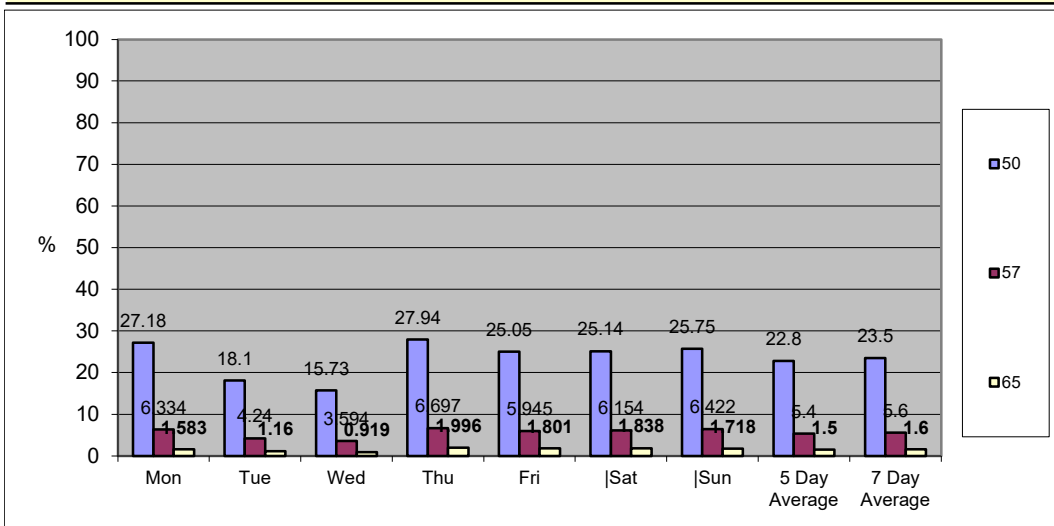
[--]	5973	4	10	39	207	881	1774	1694	888	287	98	41	22	26	1363	22.8	321	5.4	89	1.5	45.7	51.9
------	------	---	----	----	-----	-----	------	------	-----	-----	----	----	----	----	------	------	-----	-----	----	-----	------	------

**7 Day Average**

[--]	5845	4	11	33	184	825	1727	1685	891	293	99	43	22	26	1375	23.5	328	5.6	92	1.6	45.9	52.1
------	------	---	----	----	-----	-----	------	------	-----	-----	----	----	----	----	------	------	-----	-----	----	-----	------	------

**Total Vehicles**

[--]	40917	31	76	231	1288	5778	12091	11797	6236	2051	694	302	157	185	9625	23.5	2297	5.6	644	1.6	45.9	52.1
------	-------	----	----	-----	------	------	-------	-------	------	------	-----	-----	-----	-----	------	------	------	-----	-----	-----	------	------



Job Name/ Title		Site 2		Location Port Rd (51.401090, -3.327669)										
13 June 2023		to 19 June 2023		Direction Two-Way										
TIME PERIOD	TOTAL VEHICLES	MOTOR-CYCLES	CARS OR CAR-BASED LGV	LIGHT GOODS VEHICLE S	BUSES	TWO AXLE, SIX TYRE, RIGID	THREE AXLE RIGID	FOUR OR MORE AXLE RIGID	FOUR OR LESS AXLE ARTIC	FIVE AXLE ARTIC	SIX OR MORE AXLE ARTIC	FIVE OR LESS AXLE MULTI-TRAILER ARTIC	SIX AXLE MULTI-TRAILER ARTIC	SEVEN OR MORE AXLE ARTIC
<b>13 June 2023</b>														
0000	113	0	94	18	1	0	0	0	0	0	0	0	0	0
0100	30	0	25	5	0	0	0	0	0	0	0	0	0	0
0200	47	0	36	11	0	0	0	0	0	0	0	0	0	0
0300	149	1	125	20	0	0	1	0	2	0	0	0	0	0
0400	134	0	116	17	0	0	0	0	1	0	0	0	0	0
0500	114	2	94	12	2	2	1	0	0	0	0	1	0	0
0600	276	6	236	24	2	2	4	0	1	0	1	0	0	0
0700	677	11	569	84	4	4	5	0	0	0	0	0	0	0
0800	743	6	621	92	2	12	3	0	5	0	1	1	0	0
0900	611	12	499	83	6	5	1	0	4	0	0	0	0	1
1000	646	4	538	93	6	0	2	0	2	0	1	0	0	0
1100	668	6	571	78	2	6	0	1	1	0	1	1	0	1
1200	723	13	612	88	3	3	2	0	1	0	1	0	0	0
1300	588	5	511	57	3	7	0	0	5	0	0	0	0	0
1400	664	6	551	90	5	7	2	0	2	0	0	1	0	0
1500	727	12	608	96	5	4	1	0	1	0	0	0	0	0
1600	808	8	701	92	2	4	0	0	1	0	0	0	0	0
1700	832	9	724	88	3	3	3	0	2	0	0	0	0	0
1800	701	10	606	72	5	2	2	1	3	0	0	0	0	0
1900	482	13	417	46	2	3	0	0	1	0	0	0	0	0
2000	388	4	345	37	1	0	0	0	1	0	0	0	0	0
2100	288	4	260	20	2	2	0	0	0	0	0	0	0	0
2200	219	1	191	25	2	0	0	0	0	0	0	0	0	0
2300	165	1	144	15	0	4	0	0	1	0	0	0	0	0
07-19	8388	102	7111	1013	46	57	21	2	27	0	4	3	0	2
06-22	9822	129	8369	1140	53	64	25	2	30	0	5	3	0	2
06-00	10206	131	8704	1180	55	68	25	2	31	0	5	3	0	2
00-00	10793	134	9194	1263	58	70	27	2	34	0	5	4	0	2

Job Name/ Title		Site 2		Location Port Rd (51.401090, -3.327669)										
13 June 2023		to 19 June 2023		Direction Two-Way										
TIME PERIOD	TOTAL VEHICLES	MOTOR-CYCLES	CARS OR CAR-BASED LGV	LIGHT GOODS VEHICLE S	BUSES	TWO AXLE, SIX TYRE, RIGID	THREE AXLE RIGID	FOUR OR MORE AXLE RIGID	FOUR OR LESS AXLE ARTIC	FIVE AXLE ARTIC	SIX OR MORE AXLE ARTIC	FIVE OR LESS AXLE MULTI-TRAILER ARTIC	SIX AXLE MULTI-TRAILER ARTIC	SEVEN OR MORE AXLE ARTIC
<b>14 June 2023</b>														
0000	43	0	40	2	0	1	0	0	0	0	0	0	0	0
0100	23	0	22	1	0	0	0	0	0	0	0	0	0	0
0200	43	0	39	4	0	0	0	0	0	0	0	0	0	0
0300	127	0	108	18	0	1	0	0	0	0	0	0	0	0
0400	128	0	108	20	0	0	0	0	0	0	0	0	0	0
0500	122	3	106	9	2	0	2	0	0	0	0	0	0	0
0600	285	5	243	25	5	3	0	0	1	0	2	1	0	0
0700	616	2	527	70	5	6	2	0	2	0	0	1	0	1
0800	726	3	617	95	1	8	0	0	1	0	0	1	0	0
0900	679	9	562	96	2	6	1	1	2	0	0	0	0	0
1000	633	3	548	68	4	7	2	0	1	0	0	0	0	0
1100	757	3	659	80	3	8	1	0	3	0	0	0	0	0
1200	702	4	597	88	0	9	0	0	2	0	0	2	0	0
1300	732	10	621	87	3	7	1	0	3	0	0	0	0	0
1400	658	7	555	87	2	2	0	0	4	0	0	1	0	0
1500	797	8	682	88	5	9	1	0	2	0	0	2	0	0
1600	802	9	701	78	4	6	3	0	0	0	0	1	0	0
1700	861	9	748	96	4	4	0	0	0	0	0	0	0	0
1800	749	2	673	68	2	4	0	0	0	0	0	0	0	0
1900	578	3	499	71	1	1	0	0	2	0	1	0	0	0
2000	463	8	402	47	2	2	0	0	2	0	0	0	0	0
2100	287	5	250	30	1	1	0	0	0	0	0	0	0	0
2200	219	2	189	25	1	1	1	0	0	0	0	0	0	0
2300	113	0	94	14	1	4	0	0	0	0	0	0	0	0
07-19	8712	69	7490	1001	35	76	11	1	20	0	0	8	0	1
06-22	10325	90	8884	1174	44	83	11	1	25	0	3	9	0	1
06-00	10657	92	9167	1213	46	88	12	1	25	0	3	9	0	1
00-00	11143	95	9590	1267	48	90	14	1	25	0	3	9	0	1

Job Name/ Title		Site 2		Location Port Rd (51.401090, -3.327669)										
13 June 2023		to 19 June 2023		Direction Two-Way										
TIME PERIOD	TOTAL VEHICLES	MOTOR-CYCLES	CARS OR CAR-BASED LGV	LIGHT GOODS VEHICLE S	BUSES	TWO AXLE, SIX TYRE, RIGID	THREE AXLE RIGID	FOUR OR MORE AXLE RIGID	FOUR OR LESS AXLE ARTIC	FIVE AXLE ARTIC	SIX OR MORE AXLE ARTIC	FIVE OR LESS AXLE MULTI-TRAILER ARTIC	SIX AXLE MULTI-TRAILER ARTIC	SEVEN OR MORE AXLE ARTIC
<b>15 June 2023</b>														
0000	100	1	84	14	1	0	0	0	0	0	0	0	0	0
0100	75	0	68	7	0	0	0	0	0	0	0	0	0	0
0200	72	0	62	10	0	0	0	0	0	0	0	0	0	0
0300	163	1	138	24	0	0	0	0	0	0	0	0	0	0
0400	104	0	93	11	0	0	0	0	0	0	0	0	0	0
0500	98	4	85	5	2	1	1	0	0	0	0	0	0	0
0600	303	4	255	33	2	4	2	0	2	0	1	0	0	0
0700	627	5	512	82	4	16	3	0	2	0	2	1	0	0
0800	749	4	632	95	2	10	2	0	4	0	0	0	0	0
0900	604	3	493	96	1	4	2	0	3	0	0	2	0	0
1000	585	2	497	70	5	9	1	0	0	0	0	1	0	0
1100	627	3	513	91	4	11	2	0	0	0	2	1	0	0
1200	682	4	558	100	5	9	1	0	2	1	0	2	0	0
1300	690	6	572	96	1	10	1	0	2	0	0	2	0	0
1400	731	5	608	102	2	7	3	0	2	1	0	1	0	0
1500	816	8	682	107	4	7	2	1	3	1	0	1	0	0
1600	802	7	675	104	3	8	1	0	4	0	0	0	0	0
1700	848	7	732	94	3	5	1	0	5	0	1	0	0	0
1800	734	8	639	81	2	2	0	0	1	0	0	1	0	0
1900	530	5	466	56	1	2	0	0	0	0	0	0	0	0
2000	429	6	366	52	2	2	0	0	1	0	0	0	0	0
2100	325	4	274	41	1	3	0	0	1	0	1	0	0	0
2200	278	1	245	31	1	0	0	0	0	0	0	0	0	0
2300	137	2	115	15	2	2	0	0	0	0	0	1	0	0
07-19	8495	62	7113	1118	36	98	19	1	28	3	5	12	0	0
06-22	10082	81	8474	1300	42	109	21	1	32	3	7	12	0	0
06-00	10497	84	8834	1346	45	111	21	1	32	3	7	13	0	0
00-00	11109	90	9364	1417	48	112	22	1	32	3	7	13	0	0

Job Name/ Title		Site		Location													
13 June 2023		to		19 June 2023		2		Port Rd (51.401090, -3.327669)									
						Direction		Two-Way									
TIME PERIOD	TOTAL VEHICLES	MOTOR-CYCLES	CARS OR CAR-BASED LGV	LIGHT GOODS VEHICLE S	BUSES	TWO AXLE, SIX TYRE, RIGID	THREE AXLE RIGID	FOUR OR MORE AXLE RIGID	FOUR OR LESS AXLE ARTIC	FIVE AXLE ARTIC	SIX OR MORE AXLE ARTIC	FIVE OR LESS AXLE MULTI-TRAILER ARTIC	SIX AXLE MULTI-TRAILER ARTIC	SEVEN OR MORE AXLE ARTIC			
<b>16 June 2023</b>																	
0000	66	0	53	13	0	0	0	0	0	0	0	0	0	0			
0100	61	0	47	14	0	0	0	0	0	0	0	0	0	0			
0200	81	0	63	17	0	1	0	0	0	0	0	0	0	0			
0300	146	2	118	24	0	1	1	0	0	0	0	0	0	0			
0400	116	0	92	23	1	0	0	0	0	0	0	0	0	0			
0500	110	3	91	13	3	0	0	0	0	0	0	0	0	0			
0600	323	4	274	37	3	4	0	0	1	0	0	0	0	0			
0700	615	4	516	79	4	6	1	0	4	0	1	0	0	0			
0800	734	1	619	98	5	8	1	0	1	0	1	0	0	0			
0900	754	2	636	102	2	6	2	0	3	0	1	0	0	0			
1000	721	9	609	84	2	10	2	0	4	0	0	1	0	0			
1100	737	4	611	104	4	12	0	0	2	0	0	0	0	0			
1200	760	1	644	104	3	4	0	1	2	0	0	1	0	0			
1300	715	11	614	82	1	5	0	0	2	0	0	0	0	0			
1400	712	5	588	108	1	7	0	0	3	0	0	0	0	0			
1500	793	9	683	86	5	7	0	0	3	0	0	0	0	0			
1600	870	7	743	108	5	6	0	0	1	0	0	0	0	0			
1700	878	5	775	90	2	4	0	0	2	0	0	0	0	0			
1800	802	17	704	74	1	2	1	0	3	0	0	0	0	0			
1900	623	3	550	65	2	2	1	0	0	0	0	0	0	0			
2000	444	7	389	43	3	1	0	0	1	0	0	0	0	0			
2100	375	2	318	51	3	1	0	0	0	0	0	0	0	0			
2200	253	0	217	33	1	1	0	0	1	0	0	0	0	0			
2300	201	5	169	21	2	3	1	0	0	0	0	0	0	0			
07-19	9091	75	7742	1119	35	77	7	1	30	0	3	2	0	0			
06-22	10856	91	9273	1315	46	85	8	1	32	0	3	2	0	0			
06-00	11310	96	9659	1369	49	89	9	1	33	0	3	2	0	0			
00-00	11890	101	10123	1473	53	91	10	1	33	0	3	2	0	0			

Job Name/ Title		Site		Location		Port Rd (51.401090, -3.327669)									
13 June 2023		to		19 June 2023		Direction Two-Way									
TIME PERIOD	TOTAL VEHICLES	MOTOR-CYCLES	CARS OR CAR-BASED LGV	LIGHT GOODS VEHICLE S	BUSES	TWO AXLE, SIX TYRE, RIGID	THREE AXLE RIGID	FOUR OR MORE AXLE RIGID	FOUR OR LESS AXLE ARTIC	FIVE AXLE ARTIC	SIX OR MORE AXLE ARTIC	FIVE OR LESS AXLE MULTI-TRAILER ARTIC	SIX AXLE MULTI-TRAILER ARTIC	SEVEN OR MORE AXLE ARTIC	
															17 June 2023
	0100	106	0	90	16	0	0	0	0	0	0	0	0	0	0
	0200	97	0	85	12	0	0	0	0	0	0	0	0	0	0
	0300	143	2	112	27	0	1	1	0	0	0	0	0	0	0
	0400	99	0	87	10	0	2	0	0	0	0	0	0	0	0
	0500	89	2	73	11	2	1	0	0	0	0	0	0	0	0
	0600	163	1	140	16	1	5	0	0	0	0	0	0	0	0
	0700	219	1	180	29	1	5	3	0	0	0	0	0	0	0
	0800	410	3	358	41	1	5	2	0	0	0	0	0	0	0
	0900	610	6	541	60	1	2	0	0	0	0	0	0	0	0
	1000	767	5	683	71	2	3	1	0	1	0	0	1	0	0
	1100	940	11	826	92	2	5	0	0	3	1	0	0	0	0
	1200	898	10	796	81	2	4	1	0	2	0	2	0	0	0
	1300	876	8	768	91	2	4	2	0	1	0	0	0	0	0
	1400	813	9	717	77	6	1	1	0	2	0	0	0	0	0
	1500	777	11	682	74	0	3	1	0	6	0	0	0	0	0
	1600	682	11	602	65	1	2	0	0	1	0	0	0	0	0
	1700	674	5	603	61	1	3	0	0	1	0	0	0	0	0
	1800	613	4	553	52	2	1	1	0	0	0	0	0	0	0
	1900	481	4	421	50	2	2	0	0	2	0	0	0	0	0
	2000	393	4	346	38	0	3	0	0	2	0	0	0	0	0
	2100	379	2	323	51	2	1	0	0	0	0	0	0	0	0
	2200	284	2	252	25	2	1	0	0	2	0	0	0	0	0
	2300	269	1	228	37	1	2	0	0	0	0	0	0	0	0
	07-19	8279	84	7309	794	21	38	12	0	17	1	2	1	0	0
	06-22	9695	95	8539	949	26	49	12	0	21	1	2	1	0	0
	06-00	10248	98	9019	1011	29	52	12	0	23	1	2	1	0	0
	00-00	10891	104	9556	1101	32	57	13	0	24	1	2	1	0	0

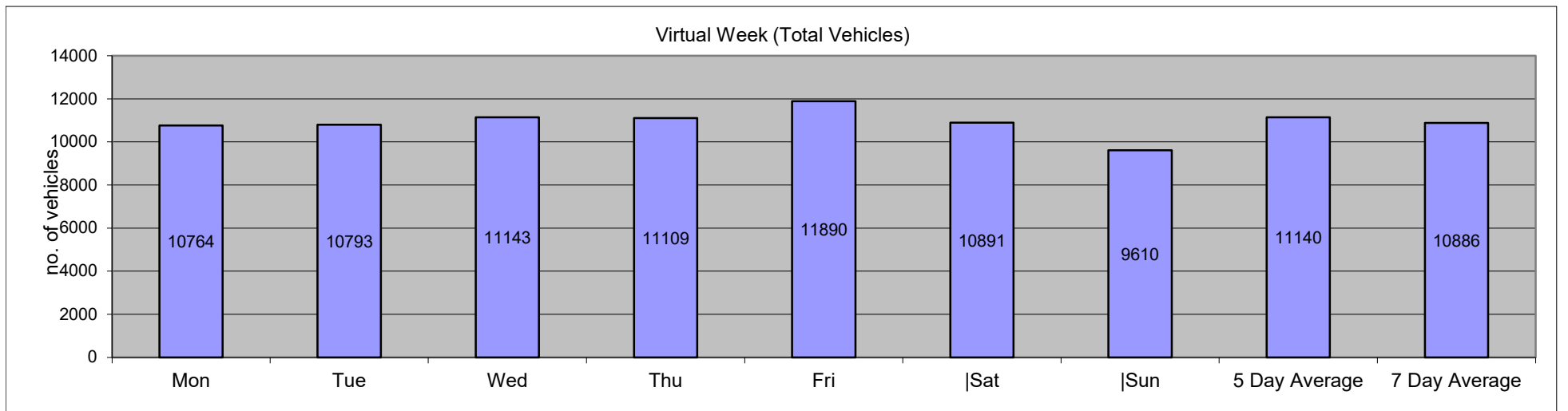
Job Name/ Title		Site 2		Location Port Rd (51.401090, -3.327669)										
13 June 2023		to 19 June 2023		Direction Two-Way										
TIME PERIOD	TOTAL VEHICLES	MOTOR-CYCLES	CARS OR CAR-BASED LGV	LIGHT GOODS VEHICLE S	BUSES	TWO AXLE, SIX TYRE, RIGID	THREE AXLE RIGID	FOUR OR MORE AXLE RIGID	FOUR OR LESS AXLE ARTIC	FIVE AXLE ARTIC	SIX OR MORE AXLE ARTIC	FIVE OR LESS AXLE MULTI-TRAILER ARTIC	SIX AXLE MULTI-TRAILER ARTIC	SEVEN OR MORE AXLE ARTIC
<b>18 June 2023</b>														
0000	159	0	124	33	0	2	0	0	0	0	0	0	0	0
0100	112	0	99	13	0	0	0	0	0	0	0	0	0	0
0200	68	0	59	9	0	0	0	0	0	0	0	0	0	0
0300	124	0	95	28	0	0	0	0	0	0	1	0	0	0
0400	131	0	111	20	0	0	0	0	0	0	0	0	0	0
0500	76	1	67	8	0	0	0	0	0	0	0	0	0	0
0600	92	1	86	3	0	2	0	0	0	0	0	0	0	0
0700	129	5	102	18	1	1	1	0	0	0	0	1	0	0
0800	190	9	154	22	2	2	0	0	0	0	0	0	0	1
0900	464	5	415	33	2	4	4	0	0	0	0	0	0	1
1000	691	10	624	45	3	2	1	1	3	0	0	0	0	2
1100	928	11	817	90	2	3	2	1	1	0	1	0	0	0
1200	906	18	802	79	1	2	0	2	2	0	0	0	0	0
1300	907	12	816	72	0	5	1	0	0	0	0	1	0	0
1400	767	16	675	70	3	1	0	0	1	0	0	1	0	0
1500	725	4	651	65	0	2	0	1	2	0	0	0	0	0
1600	714	10	640	57	1	2	0	1	2	0	0	1	0	0
1700	695	6	623	60	1	1	2	0	2	0	0	0	0	0
1800	551	3	504	40	1	1	0	0	2	0	0	0	0	0
1900	362	0	324	37	0	1	0	0	0	0	0	0	0	0
2000	309	0	277	28	2	0	1	0	1	0	0	0	0	0
2100	219	3	199	16	0	1	0	0	0	0	0	0	0	0
2200	182	0	161	19	1	1	0	0	0	0	0	0	0	0
2300	109	0	98	11	0	0	0	0	0	0	0	0	0	0
07-19	7667	109	6823	651	17	26	11	6	15	0	1	4	0	4
06-22	8649	113	7709	735	19	30	12	6	16	0	1	4	0	4
06-00	8940	113	7968	765	20	31	12	6	16	0	1	4	0	4
00-00	9610	114	8523	876	20	33	12	6	16	0	2	4	0	4



Job Name/ Title		Site		Location													
13 June 2023		to		19 June 2023		2		Port Rd (51.401090, -3.327669)									
						Direction		Two-Way									
TIME PERIOD	TOTAL VEHICLES	MOTOR-CYCLES	CARS OR CAR-BASED LGV	LIGHT GOODS VEHICLE S	BUSES	TWO AXLE, SIX TYRE, RIGID	THREE AXLE RIGID	FOUR OR MORE AXLE RIGID	FOUR OR LESS AXLE ARTIC	FIVE AXLE ARTIC	SIX OR MORE AXLE ARTIC	FIVE OR LESS AXLE					
												MULTI-TRAILER ARTIC	SIX AXLE MULTI-TRAILER ARTIC	SEVEN OR MORE AXLE ARTIC			
<b>19 June 2023</b>																	
0000	87	1	63	21	1	1	0	0	0	0	0	0	0	0			
0100	82	0	65	17	0	0	0	0	0	0	0	0	0	0			
0200	71	0	62	9	0	0	0	0	0	0	0	0	0	0			
0300	139	0	115	23	0	0	0	0	0	0	1	0	0	0			
0400	150	2	125	23	0	0	0	0	0	0	0	0	0	0			
0500	124	1	103	17	2	1	0	0	0	0	0	0	0	0			
0600	330	2	288	34	2	3	0	0	0	0	1	0	0	0			
0700	658	4	570	68	4	9	1	0	2	0	0	0	0	0			
0800	758	4	634	108	4	7	0	0	1	0	0	0	0	0			
0900	607	2	507	81	5	5	3	0	3	0	1	0	0	0			
1000	671	1	562	89	4	9	1	1	0	0	1	3	0	0			
1100	618	8	518	82	5	5	0	0	0	0	0	0	0	0			
1200	603	5	497	86	3	9	1	0	1	0	1	0	0	0			
1300	612	5	514	79	1	8	2	0	2	0	1	0	0	0			
1400	692	5	582	96	3	2	1	0	2	0	0	1	0	0			
1500	757	7	639	92	6	7	0	0	4	0	1	1	0	0			
1600	821	10	702	96	5	4	1	0	2	0	0	1	0	0			
1700	838	9	712	106	3	4	1	0	3	0	0	0	0	0			
1800	653	10	568	69	1	2	2	0	1	0	0	0	0	0			
1900	462	7	390	62	1	2	0	0	0	0	0	0	0	0			
2000	359	3	301	51	2	1	0	0	1	0	0	0	0	0			
2100	266	3	226	32	1	3	0	0	1	0	0	0	0	0			
2200	194	6	167	17	1	1	1	0	1	0	0	0	0	0			
2300	212	1	185	22	0	4	0	0	0	0	0	0	0	0			
07-19	8288	70	7005	1052	44	71	13	1	21	0	5	6	0	0			
06-22	9705	85	8210	1231	50	80	13	1	23	0	6	6	0	0			
06-00	10111	92	8562	1270	51	85	14	1	24	0	6	6	0	0			
00-00	10764	96	9095	1380	54	87	14	1	24	0	7	6	0	0			

Job Name/ Title		Site		Location		Port Rd (51.401090, -3.327669)								
13 June 2023		to		19 June 2023		Direction Two-Way								
TIME PERIOD	TOTAL VEHICLES	MOTOR-CYCLES	CARS OR CAR-BASED LGV	LIGHT GOODS VEHICLE S	BUSES	TWO AXLE, SIX TYRE, RIGID	THREE AXLE RIGID	FOUR OR MORE AXLE RIGID	FOUR OR LESS AXLE ARTIC	FIVE AXLE ARTIC	SIX OR MORE AXLE ARTIC	FIVE OR LESS AXLE MULTI-TRAILER ARTIC	SIX AXLE MULTI-TRAILER ARTIC	SEVEN OR MORE AXLE ARTIC
<b>Average Day</b>														
0000	97	1	78	16	1	1	0	0	0	0	0	0	0	0
0100	70	0	59	10	0	0	0	0	0	0	0	0	0	0
0200	68	0	58	10	0	0	0	0	0	0	0	0	0	0
0300	142	1	116	23	0	0	0	0	0	0	0	0	0	0
0400	123	0	105	18	0	0	0	0	0	0	0	0	0	0
0500	105	2	88	11	2	1	1	0	0	0	0	0	0	0
0600	253	3	217	25	2	3	1	0	1	0	1	0	0	0
0700	506	5	425	61	3	7	2	0	1	0	0	0	0	0
0800	616	4	519	79	2	7	1	0	2	0	0	0	0	0
0900	618	6	522	79	3	5	2	0	2	0	0	0	0	0
1000	673	5	580	74	4	6	1	0	2	0	0	1	0	0
1100	754	7	645	88	3	7	1	0	1	0	1	0	0	0
1200	753	8	644	89	2	6	1	0	2	0	1	1	0	0
1300	731	8	631	81	2	7	1	0	2	0	0	0	0	0
1400	720	8	611	90	3	4	1	0	2	0	0	1	0	0
1500	770	8	661	87	4	6	1	0	3	0	0	1	0	0
1600	786	9	681	86	3	5	1	0	2	0	0	0	0	0
1700	804	7	702	85	2	3	1	0	2	0	0	0	0	0
1800	686	8	607	65	2	2	1	0	1	0	0	0	0	0
1900	503	5	438	55	1	2	0	0	1	0	0	0	0	0
2000	398	5	347	42	2	1	0	0	1	0	0	0	0	0
2100	306	3	264	34	1	2	0	0	0	0	0	0	0	0
2200	233	2	203	25	1	1	0	0	1	0	0	0	0	0
2300	172	1	148	19	1	3	0	0	0	0	0	0	0	0
07-19	8417	82	7228	964	33	63	13	2	23	1	3	5	0	1
06-22	9876	98	8494	1121	40	71	15	2	26	1	4	5	0	1
06-00	10281	101	8845	1165	42	75	15	2	26	1	4	5	0	1
00-00	10886	105	9349	1254	45	77	16	2	27	1	4	6	0	1

Job Name/ Title		Site	2	Location	Port Rd (51.401090, -3.327669)										
13 June 2023		to	19 June 2023		Direction	Two-Way									
TIME PERIOD	TOTAL VEHICLES	MOTOR-CYCLES	CARS OR CAR-BASED LGV	LIGHT GOODS VEHICLES	BUSES	TWO AXLE, SIX TYRE, RIGID	THREE AXLE RIGID	FOUR OR MORE AXLE RIGID	FOUR OR LESS AXLE ARTIC	FIVE AXLE ARTIC	SIX OR MORE AXLE ARTIC	FIVE OR LESS AXLE MULTI-TRAILER ARTIC	SIX AXLE MULTI-TRAILER ARTIC	SEVEN OR MORE AXLE ARTIC	
<b>Virtual Week</b>															
Mon	10764	96	9095	1380	54	87	14	1	24	0	7	6	0	0	
Tue	10793	134	9194	1263	58	70	27	2	34	0	5	4	0	2	
Wed	11143	95	9590	1267	48	90	14	1	25	0	3	9	0	1	
Thu	11109	90	9364	1417	48	112	22	1	32	3	7	13	0	0	
Fri	11890	101	10123	1473	53	91	10	1	33	0	3	2	0	0	
Sat	10891	104	9556	1101	32	57	13	0	24	1	2	1	0	0	
Sun	9610	114	8523	876	20	33	12	6	16	0	2	4	0	4	
<b>5 Day Average</b>															
[--]	11140	103	9473	1360	52	90	17	1	30	1	5	7	0	1	
<b>7 Day Average</b>															
[--]	10886	105	9349	1254	45	77	16	2	27	1	4	6	0	1	
<b>Total Vehicles</b>															
[--]	76200	734	65445	8777	313	540	112	12	188	4	29	39	0	7	



Job Name/ Title		Site 2 Location Port Rd (51.401090, -3.327669)														Speed Limit		ACPO (SL1)		DFT (SL2)		Mean	85%ile
0/1/00		to 19 June 2023														Direction Two-Way		ACPO		DFT		Speed	Speed
Time Period	Total Vehicles	Speed Bins														(PSL)						Speed	Speed
		0	20	25	30	35	40	45	50	55	60	65	70	75	130	50	50	57	57	65	65		
		20	25	30	35	40	45	50	55	60	65	70	75	130			ACPO	ACPO	DFT	DFT			
<b>Saturday, 0 January 1900</b>																							
0000	113	1	0	3	11	17	37	24	10	2	3	1	3	1	20	17.7	8	7.08	5	4.425	44.2	51.1	
0100	30	0	0	0	0	3	6	12	6	2	0	0	0	1	9	30	2	6.667	1	3.333	48.3	53.9	
0200	47	0	0	1	2	16	10	11	3	1	2	1	0	0	7	14.89	3	6.383	1	2.128	43.9	50.2	
0300	149	0	2	3	25	54	41	16	6	1	0	1	0	0	8	5.369	2	1.342	1	0.671	39.7	45.7	
0400	134	0	0	3	12	37	38	27	13	2	1	0	1	0	17	12.69	4	2.985	1	0.746	42.5	49.8	
0500	114	0	1	0	5	8	40	33	17	6	3	1	0	0	27	23.68	7	6.14	1	0.877	46.1	52.8	
0600	276	1	2	0	5	53	90	69	30	14	6	5	1	0	56	20.29	18	6.522	6	2.174	45.2	51.5	
0700	677	3	2	8	59	249	223	93	24	11	0	3	0	2	40	5.908	12	1.773	5	0.739	41.1	46.1	
0800	743	16	4	35	111	212	200	103	44	10	5	1	1	1	62	8.345	12	1.615	3	0.404	40	46.8	
0900	611	2	2	8	98	208	157	88	35	8	0	2	0	3	48	7.856	9	1.473	5	0.818	40.7	47.1	
1000	646	0	0	13	105	219	182	86	31	9	0	0	1	0	41	6.347	5	0.774	1	0.155	40.4	46.4	
1100	668	1	0	11	69	253	223	82	23	6	0	0	0	0	29	4.341	3	0.449	0	0	40.4	45.3	
1200	723	1	7	30	95	253	206	87	33	6	2	1	2	0	44	6.086	8	1.107	3	0.415	40.1	46	
1300	588	3	3	9	73	180	179	99	29	8	3	2	0	0	42	7.143	8	1.361	2	0.34	40.9	47.6	
1400	664	1	0	17	72	180	199	116	45	14	12	6	0	2	79	11.9	29	4.367	8	1.205	42.2	48.8	
1500	727	1	0	2	90	177	223	144	57	17	13	1	2	0	90	12.38	22	3.026	3	0.413	42.5	48.9	
1600	808	0	0	17	58	172	245	198	84	23	8	1	1	1	118	14.6	21	2.599	3	0.371	43.3	50	
1700	832	1	9	13	65	198	267	166	87	14	8	1	0	3	113	13.58	19	2.284	4	0.481	42.7	49.3	
1800	701	0	3	11	90	169	181	154	66	11	9	4	0	3	93	13.27	22	3.138	7	0.999	42.6	49.4	
1900	482	2	0	5	33	97	168	91	54	17	3	6	2	4	86	17.84	21	4.357	12	2.49	43.9	50.8	
2000	388	2	0	0	25	116	121	66	31	17	7	0	1	2	58	14.95	13	3.351	3	0.773	43.1	50	
2100	288	1	3	7	46	74	63	50	23	12	7	1	0	1	44	15.28	15	5.208	2	0.694	41.8	50.1	
2200	219	0	0	4	21	52	70	45	20	4	1	1	0	1	27	12.33	5	2.283	2	0.913	42.6	48.8	
2300	165	0	0	3	20	42	47	26	17	7	2	0	1	0	27	16.36	6	3.636	1	0.606	42.8	51.1	
07-19	8388	29	30	174	985	2470	2485	1416	558	137	60	22	7	15	799	9.526	170	2.027	44	0.525	41.5	47.9	
06-22	9822	35	35	186	1094	2810	2927	1692	696	197	83	34	11	22	1043	10.62	237	2.413	67	0.682	41.8	48.2	
06-00	10206	35	35	193	1135	2904	3044	1763	733	208	86	35	12	23	1097	10.75	248	2.43	70	0.686	41.8	48.2	
00-00	10793	36	38	203	1190	3039	3216	1886	788	222	95	39	16	25	1185	10.98	274	2.539	80	0.741	41.9	48.4	

Job Name/ Title		Site 2 Location Port Rd (51.401090, -3.327669)														Speed Limit		ACPO (SL1)		DFT (SL2)		Mean	85%ile
0/1/00		to 19 June 2023														Direction Two-Way		ACPO		DFT		Speed	Speed
Time Period	Total Vehicles	Speed Bins														(PSL)						Speed	Speed
		0 20	20 25	25 30	30 35	35 40	40 45	45 50	50 55	55 60	60 65	65 70	70 75	75 130	50	50	57 ACPO	57 ACPO	65 DFT	65 DFT			
<b>14 June 2023</b>																							
0000	43	1	0	0	1	3	10	11	9	2	3	2	1	0	17	39.53	7	16.28	3	6.977	48.7	58.5	
0100	23	0	0	0	0	6	9	4	2	1	0	0	0	1	4	17.39	2	8.696	1	4.348	45.4	51.1	
0200	43	0	0	1	4	12	12	7	6	1	0	0	0	0	7	16.28	1	2.326	0	0	42.6	50.7	
0300	127	0	0	7	33	37	34	9	1	5	0	1	0	0	7	5.512	4	3.15	1	0.787	39	44	
0400	128	0	0	4	20	27	41	23	10	3	0	0	0	0	13	10.16	1	0.781	0	0	41.6	48.4	
0500	122	0	2	1	5	22	38	23	19	10	1	0	0	1	31	25.41	5	4.098	1	0.82	45	52.9	
0600	285	2	0	3	6	56	107	62	32	11	4	1	1	0	49	17.19	13	4.561	2	0.702	44.3	50.7	
0700	616	2	0	3	70	211	196	90	26	13	2	2	1	0	44	7.143	14	2.273	3	0.487	41.2	46.5	
0800	726	0	4	13	85	252	207	96	48	10	7	4	0	0	69	9.504	17	2.342	4	0.551	41	46.8	
0900	679	1	0	8	83	230	200	107	39	5	5	1	0	0	50	7.364	9	1.325	1	0.147	41	46.6	
1000	633	2	1	18	87	219	190	84	23	6	2	0	0	1	32	5.055	7	1.106	1	0.158	40.2	45.6	
1100	757	6	5	13	143	270	225	68	19	2	2	0	2	2	27	3.567	6	0.793	4	0.528	39.2	44.3	
1200	702	0	2	39	141	239	164	84	25	4	3	1	0	0	33	4.701	6	0.855	1	0.142	39.2	45.4	
1300	732	3	0	16	149	229	201	85	33	14	1	0	1	0	49	6.694	8	1.093	1	0.137	39.8	45.7	
1400	658	1	1	13	80	196	213	102	39	6	6	1	0	0	52	7.903	10	1.52	1	0.152	41.1	47.3	
1500	797	2	0	5	82	228	263	152	48	9	8	0	0	0	65	8.156	12	1.506	0	0	41.8	47.8	
1600	802	1	0	19	116	240	220	137	42	19	4	1	3	0	69	8.603	17	2.12	4	0.499	41.1	47.1	
1700	861	2	2	14	113	274	257	137	43	6	11	0	0	2	62	7.201	16	1.858	2	0.232	41	46.6	
1800	749	0	0	11	69	182	257	137	64	19	6	2	2	0	93	12.42	18	2.403	4	0.534	42.6	49.3	
1900	578	0	2	11	44	151	184	115	53	13	2	1	2	0	71	12.28	13	2.249	3	0.519	42.5	48.9	
2000	463	2	1	3	40	97	139	97	54	16	9	3	0	2	84	18.14	20	4.32	5	1.08	43.7	51.4	
2100	287	1	1	0	10	48	89	75	39	10	5	5	1	3	63	21.95	17	5.923	9	3.136	45.9	51.9	
2200	219	0	0	1	16	26	57	57	37	15	5	2	2	1	62	28.31	18	8.219	5	2.283	46.3	53.6	
2300	113	0	0	0	9	19	27	27	12	12	1	2	2	2	31	27.43	14	12.39	6	5.31	46.7	56.2	
07-19	8712	20	15	172	1218	2770	2593	1279	449	113	57	12	9	5	645	7.404	140	1.607	26	0.298	40.8	46.6	
06-22	10325	25	19	189	1318	3122	3112	1628	627	163	77	22	13	10	912	8.833	203	1.966	45	0.436	41.2	47.3	
06-00	10657	25	19	190	1343	3167	3196	1712	676	190	83	26	17	13	1005	9.43	235	2.205	56	0.525	41.4	47.5	
00-00	11143	26	21	203	1406	3274	3340	1789	723	212	87	29	18	15	1084	9.728	255	2.288	62	0.556	41.5	47.8	

Job Name/ Title										Site	2	Location										Port Rd (51.401090, -3.327669)			
0/1/00										Direction	Two-Way	Speed Limit (PSL)					ACPO (SL1)		DFT (SL2)		Mean	85%ile			
Time	Total	Speed Bins													50	50	57	57	65	65	Speed	Speed			
Period	Vehicles	0	20	25	30	35	40	45	50	55	60	65	70	75	50	50	ACPO	ACPO	DFT	DFT	Speed	Speed			
15 June 2023																									
0000	100	0	0	0	9	22	25	19	9	7	1	4	2	2	25	25	15	15	8	8	46.3	57			
0100	75	0	0	3	7	27	15	10	6	3	1	1	1	1	13	17.33	7	9.333	3	4	42.7	50.9			
0200	72	0	0	2	6	18	17	14	5	7	2	0	0	1	15	20.83	7	9.722	1	1.389	44.5	54.7			
0300	163	0	1	2	19	46	47	36	7	2	1	0	1	1	12	7.362	3	1.84	2	1.227	41.9	47.8			
0400	104	0	0	1	4	17	31	28	16	7	0	0	0	0	23	22.12	2	1.923	0	0	45	52			
0500	98	0	0	1	4	5	20	36	16	8	4	3	1	0	32	32.65	10	10.2	4	4.082	48.1	55.8			
0600	303	1	0	1	9	21	90	103	49	17	10	2	0	0	78	25.74	20	6.601	2	0.66	46.7	52.7			
0700	627	2	1	8	68	139	207	122	51	20	5	2	1	1	80	12.76	18	2.871	4	0.638	42.7	48.9			
0800	749	0	6	7	42	206	244	146	61	29	6	0	2	0	98	13.08	20	2.67	2	0.267	42.9	49.5			
0900	604	0	0	2	37	162	238	106	40	17	1	0	1	0	59	9.768	10	1.656	1	0.166	42.6	48			
1000	585	0	1	0	17	147	227	124	49	13	3	2	1	1	69	11.79	14	2.393	4	0.684	43.5	48.8			
1100	627	0	1	3	45	182	202	111	53	21	3	5	1	0	83	13.24	15	2.392	6	0.957	42.8	49.5			
1200	682	0	0	5	38	185	250	127	59	5	7	4	2	0	77	11.29	16	2.346	6	0.88	42.8	48.7			
1300	690	0	1	7	30	167	247	150	63	19	2	1	2	1	88	12.75	16	2.319	4	0.58	43.4	49.3			
1400	731	6	14	9	40	173	231	168	56	21	11	1	1	0	90	12.31	26	3.557	2	0.274	42.7	49.2			
1500	816	1	4	8	40	189	248	203	89	24	6	0	1	3	123	15.07	20	2.451	4	0.49	43.6	50			
1600	802	2	1	5	25	129	253	226	112	39	8	2	0	0	161	20.07	27	3.367	2	0.249	45	51.2			
1700	848	2	2	4	36	108	283	229	123	44	9	5	3	0	184	21.7	33	3.892	8	0.943	45.3	51.6			
1800	734	2	0	2	18	125	200	213	130	30	5	6	2	1	174	23.71	28	3.815	9	1.226	45.7	52.2			
1900	530	0	1	1	9	49	152	158	93	39	10	3	6	9	160	30.19	49	9.245	18	3.396	47.8	54.1			
2000	429	0	0	0	23	54	111	118	79	25	7	8	3	1	123	28.67	35	8.159	12	2.797	46.7	53.2			
2100	325	0	0	2	24	66	71	78	40	20	7	5	4	8	84	25.85	31	9.538	17	5.231	46.4	53.5			
2200	278	0	0	7	17	65	93	52	27	7	6	1	1	2	44	15.83	12	4.317	4	1.439	43.6	50.2			
2300	137	1	0	3	5	16	41	34	23	4	6	2	1	1	37	27.01	12	8.759	4	2.92	46.1	53.2			
07-19	8495	15	31	60	436	1912	2830	1925	886	282	66	28	17	7	1286	15.14	243	2.861	52	0.612	43.7	50.1			
06-22	10082	16	32	64	501	2102	3254	2382	1147	383	100	46	30	25	1731	17.17	378	3.749	101	1.002	44.2	50.7			
06-00	10497	17	32	74	523	2183	3388	2468	1197	394	112	49	32	28	1812	17.26	402	3.83	109	1.038	44.2	50.7			
00-00	11109	17	33	83	572	2318	3543	2611	1256	428	121	57	37	33	1932	17.39	446	4.015	127	1.143	44.2	50.8			

Job Name/ Title										Site 2		Location Port Rd (51.401090, -3.327669)											
0/1/00		to								19 June 2023		Direction		Two-Way		Speed Limit (PSL)		ACPO (SL1)		DFT (SL2)		Mean	85%ile
Time	Total	0	20	25	30	35	40	45	50	55	60	65	70	75	50	50	57	57	65	65	Mean	85%ile	
Period	Vehicles	20	25	30	35	40	45	50	55	60	65	70	75	130			ACPO	ACPO	DFT	DFT	Speed	Speed	
<b>16 June 2023</b>																							
0000	66	0	1	0	9	12	11	9	10	4	5	3	1	1	24	36.36	11	16.67	5	7.576	46.9	61.6	
0100	61	0	0	1	9	11	19	14	3	1	2	1	0	0	7	11.48	3	4.918	1	1.639	43	49.8	
0200	81	0	1	1	8	23	17	14	5	9	0	1	2	0	17	20.99	10	12.35	3	3.704	43.8	54.8	
0300	146	0	1	2	12	44	41	28	10	4	3	1	0	0	18	12.33	8	5.479	1	0.685	42.5	48.4	
0400	116	0	0	0	10	23	35	27	10	7	2	1	1	0	21	18.1	7	6.034	2	1.724	44.4	52.3	
0500	110	0	0	2	2	18	29	22	23	9	2	1	1	1	37	33.64	9	8.182	3	2.727	47.3	54.5	
0600	323	0	2	0	5	32	108	95	47	24	5	1	1	3	81	25.08	22	6.811	5	1.548	46.6	53.2	
0700	615	1	2	6	14	120	246	143	58	18	7	0	0	0	83	13.5	15	2.439	0	0	43.8	49.7	
0800	734	0	0	2	24	185	248	154	82	23	8	5	1	2	121	16.49	28	3.815	8	1.09	44.1	50.5	
0900	754	3	4	11	46	205	253	138	70	13	6	0	4	1	94	12.47	17	2.255	5	0.663	42.6	49	
1000	721	3	1	4	44	172	267	144	63	11	7	1	2	2	86	11.93	19	2.635	5	0.693	43	48.8	
1100	737	2	3	6	39	203	254	168	48	12	1	0	1	0	62	8.412	6	0.814	1	0.136	42.4	48	
1200	760	0	0	12	44	198	240	175	58	27	2	2	2	0	91	11.97	15	1.974	4	0.526	43	49.1	
1300	715	0	0	1	37	151	222	194	72	27	8	1	1	1	110	15.38	20	2.797	3	0.42	44.1	50.2	
1400	712	0	1	3	17	134	244	194	88	18	7	5	0	1	119	16.71	19	2.669	6	0.843	44.6	50.6	
1500	793	5	3	1	30	147	270	223	82	20	3	8	0	1	114	14.38	25	3.153	9	1.135	44.1	49.8	
1600	870	1	0	4	33	139	247	258	125	37	13	12	1	0	188	21.61	46	5.287	13	1.494	45.4	51.5	
1700	878	0	1	1	39	132	318	246	101	23	9	2	3	3	141	16.06	30	3.417	8	0.911	44.7	50.2	
1800	802	1	0	5	42	169	267	204	71	25	9	3	1	5	114	14.21	32	3.99	9	1.122	44.1	49.8	
1900	623	0	1	0	32	129	189	151	83	21	9	5	1	2	121	19.42	25	4.013	8	1.284	44.8	51.7	
2000	444	0	0	1	16	61	142	136	62	12	7	3	2	2	88	19.82	20	4.505	7	1.577	45.6	51.1	
2100	375	0	0	3	23	103	118	75	33	10	2	1	4	3	53	14.13	14	3.733	8	2.133	43.5	49.8	
2200	253	0	0	0	10	25	68	85	42	9	7	2	1	4	65	25.69	18	7.115	7	2.767	47	52.6	
2300	201	0	1	3	4	29	61	44	28	12	7	1	6	5	59	29.35	24	11.94	12	5.97	47.5	55.1	
07-19	9091	16	15	56	409	1955	3076	2241	918	254	80	39	16	16	1323	14.55	272	2.992	71	0.781	43.9	49.9	
06-22	10856	16	18	60	485	2280	3633	2698	1143	321	103	49	24	26	1666	15.35	353	3.252	99	0.912	44.1	50.1	
06-00	11310	16	19	63	499	2334	3762	2827	1213	342	117	52	31	35	1790	15.83	395	3.492	118	1.043	44.2	50.2	
00-00	11890	16	22	69	549	2465	3914	2941	1274	376	131	60	36	37	1914	16.1	443	3.726	133	1.119	44.2	50.3	

Job Name/ Title		Site 2													Location Port Rd (51.401090, -3.327669)									
0/1/00		to													19 June 2023									
		Direction													Two-Way		Speed Limit (PSL)		ACPO (SL1)		DFT (SL2)		Mean	85%ile
Time	Total	0	20	25	30	35	40	45	50	55	60	65	70	75	50	50	57	57	65	65	Mean	85%ile		
Period	Vehicles	20	25	30	35	40	45	50	55	60	65	70	75	130			ACPO	ACPO	DFT	DFT	Speed	Speed		
<b>17 June 2023</b>																								
0000	109	1	0	0	7	16	28	17	21	7	4	4	1	3	40	36.7	16	14.68	8	7.339	47.6	56.9		
0100	106	0	0	1	12	20	30	21	12	4	2	3	1	0	22	20.75	9	8.491	4	3.774	44	51.6		
0200	97	0	0	0	9	32	19	14	11	6	5	0	1	0	23	23.71	11	11.34	1	1.031	44.1	52.8		
0300	143	0	2	0	9	43	52	26	8	2	1	0	0	0	11	7.692	2	1.399	0	0	42	47.6		
0400	99	0	0	0	8	25	36	13	16	0	1	0	0	0	17	17.17	1	1.01	0	0	42.9	50.3		
0500	89	0	0	4	0	6	21	27	19	7	2	2	1	0	31	34.83	8	8.989	3	3.371	47.6	54.5		
0600	163	0	0	1	6	8	60	51	24	8	4	1	0	0	37	22.7	10	6.135	1	0.613	46.1	52.3		
0700	219	0	0	3	4	26	76	66	25	11	3	3	2	0	44	20.09	13	5.936	5	2.283	45.8	51.4		
0800	410	3	0	2	6	75	135	122	47	11	4	2	1	2	67	16.34	14	3.415	5	1.22	44.7	50.1		
0900	610	6	0	3	12	133	247	149	41	13	3	3	0	0	60	9.836	14	2.295	3	0.492	43.3	48.7		
1000	767	4	2	9	45	210	247	155	57	24	9	2	1	2	95	12.39	27	3.52	5	0.652	42.8	49.1		
1100	940	1	1	5	99	256	338	157	57	20	2	3	1	0	83	8.83	19	2.021	4	0.426	41.9	47.5		
1200	898	22	11	10	33	230	329	169	67	17	6	1	1	2	94	10.47	18	2.004	4	0.445	42.1	48.7		
1300	876	16	16	28	58	178	304	174	75	19	5	2	0	1	102	11.64	15	1.712	3	0.342	41.9	48.9		
1400	813	0	2	5	28	157	324	196	70	18	8	1	2	2	101	12.42	19	2.337	5	0.615	43.8	49.1		
1500	777	0	2	19	42	166	226	198	93	20	6	2	2	1	124	15.96	17	2.188	5	0.644	43.7	50.2		
1600	682	4	0	5	10	117	228	189	83	30	8	4	2	2	129	18.91	29	4.252	8	1.173	45.2	51		
1700	674	0	0	1	6	100	185	214	113	36	9	2	3	5	168	24.93	35	5.193	10	1.484	46.5	52.3		
1800	613	2	0	0	8	112	155	186	96	33	8	7	3	3	150	24.47	34	5.546	13	2.121	46.2	52.6		
1900	481	0	0	1	16	64	171	124	67	21	4	6	2	5	105	21.83	32	6.653	13	2.703	45.9	51.9		
2000	393	1	0	1	10	64	131	91	57	21	12	2	1	2	95	24.17	23	5.852	5	1.272	45.9	52.7		
2100	379	1	0	3	25	95	106	83	39	16	3	3	3	2	66	17.41	19	5.013	8	2.111	43.9	51.1		
2200	284	0	1	1	18	68	81	57	30	11	7	4	2	4	58	20.42	26	9.155	10	3.521	44.8	51.6		
2300	269	0	1	7	30	68	83	54	16	1	6	3	0	0	26	9.665	10	3.717	3	1.115	42.1	48.5		
07-19	8279	58	34	90	351	1760	2794	1975	824	252	71	32	18	20	1217	14.7	254	3.068	70	0.846	43.7	49.9		
06-22	9695	60	34	96	408	1991	3262	2324	1011	318	94	44	24	29	1520	15.68	338	3.486	97	1.001	43.9	50.2		
06-00	10248	60	36	104	456	2127	3426	2435	1057	330	107	51	26	33	1604	15.65	374	3.649	110	1.073	43.9	50.2		
00-00	10891	61	38	109	501	2269	3612	2553	1144	356	122	60	30	36	1748	16.05	421	3.866	126	1.157	43.9	50.3		



Job Name/ Title										Site 2		Location Port Rd (51.401090, -3.327669)														
0/1/00		to								19 June 2023		Direction		Two-Way		Speed Limit (PSL)					ACPO (SL1)		DFT (SL2)		Mean	85%ile
Time	Total	0	20	25	30	35	40	45	50	55	60	65	70	75	50	50	57	57	65	65	Mean	85%ile				
Period	Vehicles	20	25	30	35	40	45	50	55	60	65	70	75	130			ACPO	ACPO	DFT	DFT	Speed	Speed				
<b>18 June 2023</b>																										
0000	159	0	0	5	12	39	33	37	14	9	6	3	0	1	33	20.75	17	10.69	4	2.516	44.4	52.5				
0100	112	0	0	6	11	23	26	20	13	8	5	0	0	0	26	23.21	7	6.25	0	0	43.6	51.8				
0200	68	0	0	1	8	14	8	15	11	7	1	2	1	0	22	32.35	9	13.24	3	4.412	46.1	56.2				
0300	124	0	1	2	6	25	39	26	14	4	2	1	2	2	25	20.16	10	8.065	5	4.032	44.8	52.3				
0400	131	0	0	0	5	27	59	30	6	3	1	0	0	0	10	7.634	1	0.763	0	0	43.3	48.3				
0500	76	0	0	0	0	13	29	11	14	4	1	2	1	1	23	30.26	6	7.895	4	5.263	46.7	54				
0600	92	0	0	1	1	5	26	23	20	12	3	0	0	1	36	39.13	11	11.96	1	1.087	48.6	55.5				
0700	129	2	2	0	3	13	38	32	21	11	4	2	0	1	39	30.23	12	9.302	3	2.326	46.6	54.8				
0800	190	4	3	2	4	12	61	50	30	17	4	2	1	0	54	28.42	18	9.474	3	1.579	46.1	54.1				
0900	464	2	7	10	29	112	154	119	17	9	5	0	0	0	31	6.681	8	1.724	0	0	42.2	47.8				
1000	691	2	30	8	46	165	226	147	50	16	0	1	0	0	67	9.696	5	0.724	1	0.145	41.6	48.7				
1100	928	19	0	16	43	246	329	200	45	18	7	3	0	2	75	8.082	18	1.94	5	0.539	42	47.9				
1200	906	5	3	6	64	227	338	170	69	14	4	4	1	1	93	10.26	12	1.325	6	0.662	42.4	48.6				
1300	907	1	1	1	41	234	314	216	77	15	3	2	2	0	99	10.92	14	1.544	4	0.441	43.2	49				
1400	767	5	2	2	26	186	274	172	69	19	6	4	1	1	100	13.04	20	2.608	6	0.782	43.5	49.5				
1500	725	1	0	4	24	193	247	156	73	15	6	6	0	0	100	13.79	16	2.207	6	0.828	43.5	49.7				
1600	714	1	1	1	27	146	219	171	106	31	8	2	0	1	148	20.73	24	3.361	3	0.42	44.8	51.4				
1700	695	1	0	6	40	140	210	172	86	24	7	3	4	2	126	18.13	30	4.317	9	1.295	44.4	51				
1800	551	0	0	1	21	104	156	147	68	33	15	2	1	3	122	22.14	39	7.078	6	1.089	45.6	52.3				
1900	362	0	0	0	24	64	98	88	50	26	6	1	3	2	88	24.31	24	6.63	6	1.657	45.6	53.5				
2000	309	0	0	0	9	31	73	101	58	22	8	5	0	2	95	30.74	27	8.738	7	2.265	47.6	53.5				
2100	219	1	0	0	5	31	57	60	32	21	6	3	1	2	65	29.68	22	10.05	6	2.74	47.2	55				
2200	182	0	0	0	5	27	54	47	36	9	1	1	0	2	49	26.92	10	5.495	3	1.648	46.2	52.5				
2300	109	0	0	3	6	19	27	26	14	6	3	2	0	3	28	25.69	13	11.93	5	4.587	46.5	54.3				
07-19	7667	43	49	57	368	1778	2566	1752	711	222	69	31	10	11	1054	13.75	216	2.817	52	0.678	43.4	49.7				
06-22	8649	44	49	58	407	1909	2820	2024	871	303	92	40	14	18	1338	15.47	300	3.469	72	0.832	43.8	50.2				
06-00	8940	44	49	61	418	1955	2901	2097	921	318	96	43	14	23	1415	15.83	323	3.613	80	0.895	43.9	50.3				
00-00	9610	44	50	75	460	2096	3095	2236	993	353	112	51	18	27	1554	16.17	373	3.881	96	0.999	43.9	50.4				

Job Name/ Title										Site	2	Location										Port Rd (51.401090, -3.327669)			
0/1/00										Direction	Two-Way	Speed Limit (PSL)					ACPO (SL1)		DFT (SL2)		Mean	85%ile			
to										19 June 2023															
Time Period	Total Vehicles	Speed Bins										50	50	57	57	65	65	Mean Speed	85%ile Speed						
		0	20	25	30	35	40	45	50	55	60									65	70	75	130	ACPO	ACPO
<b>19 June 2023</b>																									
0000	87	0	0	1	6	11	34	17	9	7	0	2	0	0	18	20.69	6	6.897	2	2.299	44.9	52.8			
0100	82	0	0	1	10	27	22	11	7	2	1	0	0	1	11	13.41	2	2.439	1	1.22	42.2	49.2			
0200	71	0	0	5	7	11	19	16	8	3	2	0	0	0	13	18.31	3	4.225	0	0	43.3	51.6			
0300	139	0	0	2	7	38	63	19	7	0	2	0	0	1	10	7.194	3	2.158	1	0.719	42.3	46.1			
0400	150	0	1	2	13	32	45	34	14	7	1	0	1	0	23	15.33	6	4	1	0.667	43.5	50.5			
0500	124	0	1	1	2	14	30	39	19	12	6	0	0	0	37	29.84	11	8.871	0	0	47	54.7			
0600	330	0	2	1	3	32	123	92	53	14	3	6	1	0	77	23.33	11	3.333	7	2.121	46.1	51.6			
0700	658	0	0	18	32	140	232	161	54	11	5	2	2	1	75	11.4	13	1.976	5	0.76	43.3	49.1			
0800	758	0	0	4	21	156	291	195	60	19	9	1	1	1	91	12.01	21	2.77	3	0.396	44	49.2			
0900	607	1	0	0	27	155	219	119	48	28	5	2	0	3	86	14.17	25	4.119	5	0.824	43.7	49.8			
1000	671	0	1	24	67	183	220	111	46	15	2	1	0	1	65	9.687	9	1.341	2	0.298	41.6	48.1			
1100	618	0	0	11	54	192	211	105	33	10	2	0	0	0	45	7.282	7	1.133	0	0	41.5	47.1			
1200	603	3	1	1	40	135	181	155	54	22	6	3	1	1	87	14.43	21	3.483	5	0.829	43.7	49.8			
1300	612	2	9	5	30	130	196	139	65	18	14	3	0	1	101	16.5	27	4.412	4	0.654	43.8	50.4			
1400	692	3	3	4	26	139	246	165	77	19	5	2	3	0	106	15.32	19	2.746	5	0.723	43.8	50.2			
1500	757	4	3	9	32	139	247	195	92	27	7	2	0	0	128	16.91	23	3.038	2	0.264	44	50.4			
1600	821	3	0	8	49	135	274	216	112	17	3	3	1	0	136	16.57	15	1.827	4	0.487	44.1	50.3			
1700	838	6	2	9	29	103	255	259	113	47	6	4	3	2	175	20.88	28	3.341	9	1.074	45.3	51.4			
1800	653	3	1	2	17	108	199	159	119	27	10	4	3	1	164	25.11	29	4.441	8	1.225	45.5	52.1			
1900	462	1	1	1	6	58	134	147	67	26	14	6	0	1	114	24.68	31	6.71	7	1.515	46.5	52.5			
2000	359	1	1	3	5	39	89	93	70	38	8	4	1	7	128	35.65	38	10.58	12	3.343	48.1	55.6			
2100	266	0	0	1	11	39	91	60	42	11	6	1	1	3	64	24.06	15	5.639	5	1.88	45.8	52.1			
2200	194	0	1	1	10	28	64	37	27	13	9	2	0	2	53	27.32	19	9.794	4	2.062	45.9	53.8			
2300	212	0	0	7	37	42	54	32	23	8	3	3	0	3	40	18.87	13	6.132	6	2.83	42.8	52.1			
07-19	8288	25	20	95	424	1715	2771	1979	873	260	74	27	14	11	1259	15.19	237	2.86	52	0.627	43.7	50.1			
06-22	9705	27	24	101	449	1883	3208	2371	1105	349	105	44	17	22	1642	16.92	332	3.421	83	0.855	44.2	50.6			
06-00	10111	27	25	109	496	1953	3326	2440	1155	370	117	49	17	27	1735	17.16	364	3.6	93	0.92	44.2	50.7			
00-00	10764	27	27	121	541	2086	3539	2576	1219	401	129	51	18	29	1847	17.16	395	3.67	98	0.91	44.2	50.7			

Job Name/ Title										Site	2	Location										Port Rd (51.401090, -3.327669)			
0/1/00										Direction	Two-Way	Speed Limit (PSL)					ACPO (SL1)		DFT (SL2)		Mean	85%ile			
to										19 June 2023															
Time Period	Total Vehicles	Speed Bins										50	50	57	57	65	65	Mean Speed	85%ile Speed						
		0	20	25	30	35	40	45	50	55	60									65	70	75	130	ACPO	ACPO
<b>Average Day</b>																									
0000	97	0	0	1	8	17	25	19	12	5	3	3	1	1	25	26.14	11	11.82	5	5.17	45.7	54.5			
0100	70	0	0	2	7	17	18	13	7	3	2	1	0	1	13	18.81	5	6.544	2	2.249	43.6	51.2			
0200	68	0	0	2	6	18	15	13	7	5	2	1	1	0	15	21.71	6	9.186	1	1.879	44.1	52.6			
0300	142	0	1	3	16	41	45	23	8	3	1	1	0	1	13	9.183	5	3.229	2	1.11	41.7	47.6			
0400	123	0	0	1	10	27	41	26	12	4	1	0	0	0	18	14.39	3	2.552	1	0.464	43.3	49.8			
0500	105	0	1	1	3	12	30	27	18	8	3	1	1	0	31	29.74	8	7.64	2	2.183	46.7	53.9			
0600	253	1	1	1	5	30	86	71	36	14	5	2	1	1	59	23.36	15	5.926	3	1.354	46	52.5			
0700	506	1	1	7	36	128	174	101	37	14	4	2	1	1	58	11.44	14	2.739	4	0.706	42.8	48.9			
0800	616	3	2	9	42	157	198	124	53	17	6	2	1	1	80	13.04	19	3.016	4	0.65	42.8	49.3			
0900	618	2	2	6	47	172	210	118	41	13	4	1	1	1	61	9.887	13	2.125	3	0.462	42.3	48.2			
1000	673	2	5	11	59	188	223	122	46	13	3	1	1	1	65	9.652	12	1.824	3	0.403	41.9	48			
1100	754	4	1	9	70	229	255	127	40	13	2	2	1	1	58	7.659	11	1.403	3	0.379	41.5	47.2			
1200	753	4	3	15	65	210	244	138	52	14	4	2	1	1	74	9.841	14	1.82	4	0.55	41.9	48.1			
1300	731	4	4	10	60	181	238	151	59	17	5	2	1	1	84	11.54	15	2.109	3	0.41	42.4	48.9			
1400	720	2	3	8	41	166	247	159	63	16	8	3	1	1	92	12.84	20	2.819	5	0.655	43.2	49.4			
1500	770	2	2	7	49	177	246	182	76	19	7	3	1	1	106	13.8	19	2.504	4	0.538	43.3	49.7			
1600	786	2	0	8	45	154	241	199	95	28	7	4	1	1	136	17.26	26	3.255	5	0.673	44.1	50.7			
1700	804	2	2	7	47	151	254	203	95	28	8	2	2	2	138	17.22	27	3.395	7	0.889	44.2	50.7			
1800	686	1	1	5	38	138	202	171	88	25	9	4	2	2	130	18.95	29	4.206	8	1.166	44.5	51.2			
1900	503	0	1	3	23	87	157	125	67	23	7	4	2	3	106	21.18	28	5.543	10	1.904	45.2	51.8			
2000	398	1	0	1	18	66	115	100	59	22	8	4	1	3	96	24.09	25	6.32	7	1.831	45.7	52.5			
2100	306	1	1	2	21	65	85	69	35	14	5	3	2	3	63	20.52	19	6.218	8	2.571	44.8	52			
2200	233	0	0	2	14	42	70	54	31	10	5	2	1	2	51	21.98	15	6.63	5	2.149	45.1	51.9			
2300	172	0	0	4	16	34	49	35	19	7	4	2	1	2	35	20.56	13	7.629	5	3.068	44.5	52.2			
07-19	8417	29	28	101	599	2051	2731	1795	746	217	68	27	13	12	1083	12.87	219	2.6	52	0.623	42.9	49.3			
06-22	9876	32	30	108	666	2300	3174	2160	943	291	93	40	19	22	1407	14.25	306	3.097	81	0.816	43.3	49.8			
06-00	10281	32	31	113	696	2375	3292	2249	993	307	103	44	21	26	1494	14.53	334	3.253	91	0.884	43.4	49.9			
00-00	10886	32	33	123	746	2507	3466	2370	1057	335	114	50	25	29	1609	14.78	372	3.421	103	0.948	43.4	49.9			

Job Name/ Title										Site 2		Location Port Rd (51.401090, -3.327669)												
0/1/00										Direction		Two-Way												
to												19 June 2023												
												Speed Bins					Speed Limit (PSL)		ACPO (SL1)		DFT (SL2)			
Time Period	Total Vehicles	0	20	25	30	35	40	45	50	55	60	65	70	75	50	50	57	57	65	65	Mean Speed	85%ile Speed		
		20	25	30	35	40	45	50	55	60	65	70	75	130			ACPO	ACPO	DFT	DFT				

**Virtual Week**

Mon	10764	27	27	121	541	2086	3539	2576	1219	401	129	51	18	29	1847	17.16	395	3.67	98	0.91	44.2	50.7
Tue	10793	36	38	203	1190	3039	3216	1886	788	222	95	39	16	25	1185	10.98	274	2.539	80	0.741	41.9	48.4
Wed	11143	26	21	203	1406	3274	3340	1789	723	212	87	29	18	15	1084	9.728	255	2.288	62	0.556	41.5	47.8
Thu	11109	17	33	83	572	2318	3543	2611	1256	428	121	57	37	33	1932	17.39	446	4.015	127	1.143	44.2	50.8
Fri	11890	16	22	69	549	2465	3914	2941	1274	376	131	60	36	37	1914	16.1	443	3.726	133	1.119	44.2	50.3
Sat	10891	61	38	109	501	2269	3612	2553	1144	356	122	60	30	36	1748	16.05	421	3.866	126	1.157	43.9	50.3
Sun	9610	44	50	75	460	2096	3095	2236	993	353	112	51	18	27	1554	16.17	373	3.881	96	0.999	43.9	50.4

**5 Day Average**

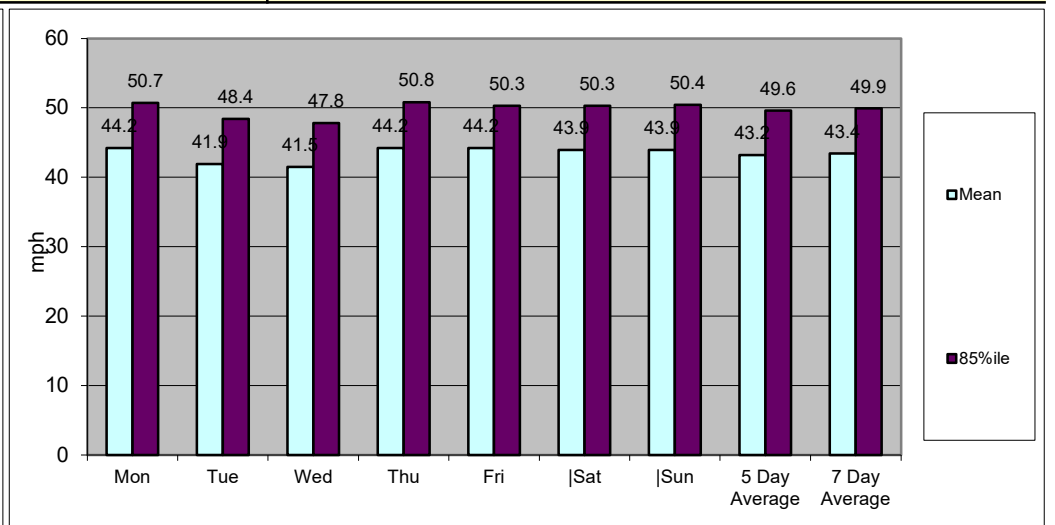
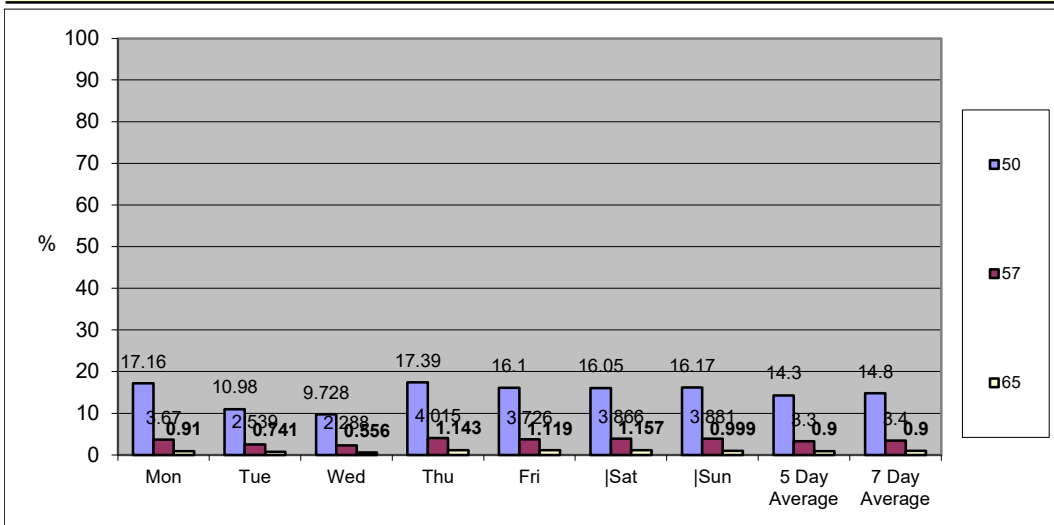
[--]	11140	24	28	136	852	2636	3510	2361	1052	328	113	47	25	28	1592	14.3	363	3.3	100	0.9	43.2	49.6
------	-------	----	----	-----	-----	------	------	------	------	-----	-----	----	----	----	------	------	-----	-----	-----	-----	------	------

**7 Day Average**

[--]	10886	32	33	123	746	2507	3466	2370	1057	335	114	50	25	29	1609	14.8	372	3.4	103	0.9	43.4	49.9
------	-------	----	----	-----	-----	------	------	------	------	-----	-----	----	----	----	------	------	-----	-----	-----	-----	------	------

**Total Vehicles**

[--]	76200	227	229	863	5219	17547	24259	16592	7397	2348	797	347	173	202	11264	14.8	2607	3.4	722	0.9	43.4	49.9
------	-------	-----	-----	-----	------	-------	-------	-------	------	------	-----	-----	-----	-----	-------	------	------	-----	-----	-----	------	------



# Classification Schemes

## Scheme F Classification Scheme (Non-metric)

Scheme F is an attempt to implement the FWHA's visual classification scheme as an axle-based classification scheme. This is one of several interpretations.

Class	Vehicle Type	No. of Axles	Axle spacing in feet				
			Axle 1 to 2	Axle 2 to 3	Axle 3 to 4	Axle 4 to 5	Axle 5 to 6
1	motorcycle	2	<6.0				
2	passenger car	2	6.0 - 10.0				
	car + 1 axle trailer	3	<10.0	10.0 - 18.0			
	car + 2 axle trailer	4	<10.0		<3.5		
3	pickup	2	10.0 - 15.0				
	pickup + 1 axle trailer	3	10.0 - 15.0	10.0 - 18.0			
	pickup + 2 axle trailer	4	10.0 - 15.0		<3.5		
	pickup + 3 axle trailer	5	9.9 - 15.0			<3.5	
4	bus	2	>20.0				
	bus	3	>19.0				
5	single unit truck - dual rear axle	2	14.9 - 20.0			<3.5	
6	3 axle truck	3		<18.0			
7	4 axle truck	4					
8	2S1	3		>18.0			
	2S2	4		>5.0	>3.5		
	3S1	4		<5.0	>10.0		
9	3S2	5		<6.1		3.5 - 8.0	
	5 axle combination	5					
10	6 axle combination	6			3.5 - 5.0		
	3S3	6					
11	2S1-2	5		>6.0			
12	3S1-2	6					>10.0
13	truck	7 or more					



# Appendix E Masterplan

## CaVC Advanced Technology Centre, Vale of Glamorgan

Transport Assessment

WEPCo Limited

SLR Project No.: 425.002058.00001

5 April 2024