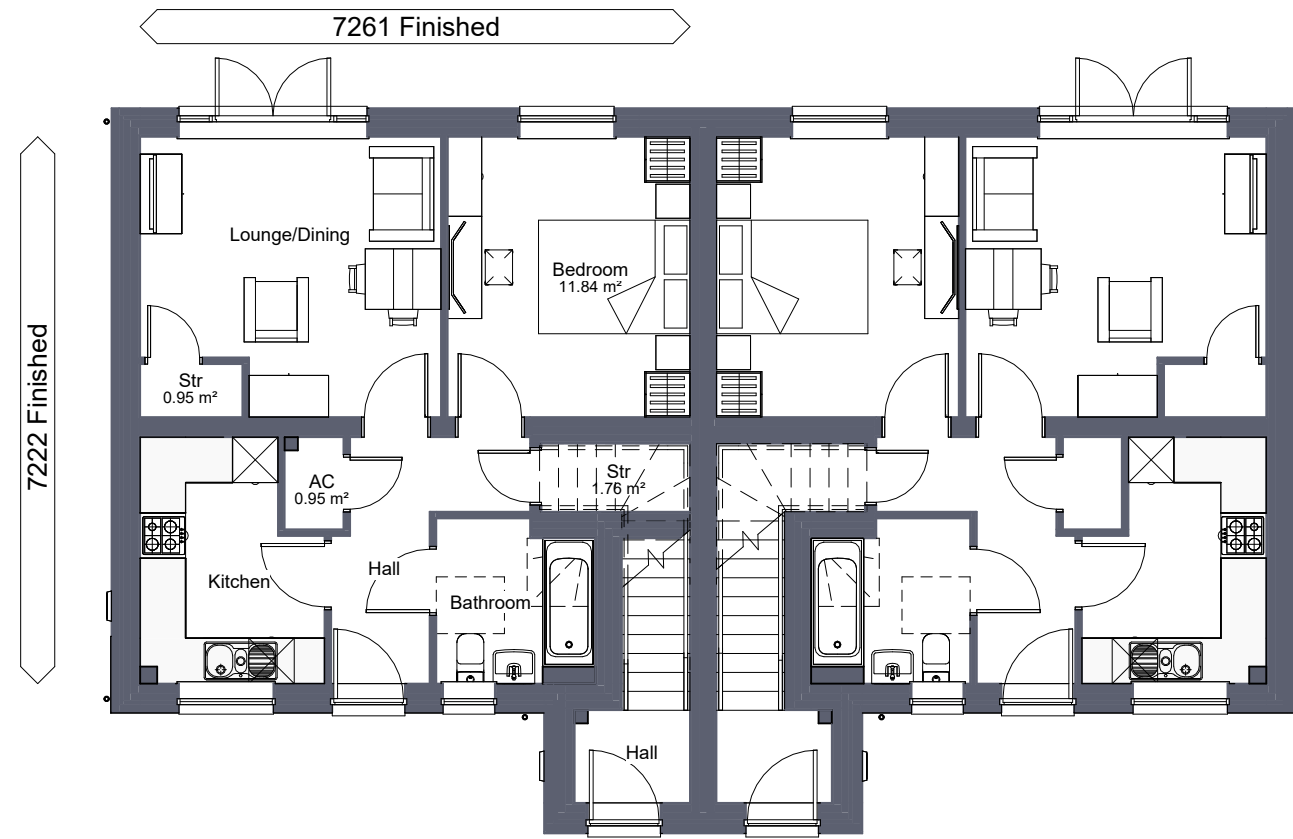


# House Type: 2P1B FLAT WDQR

Floor Area = 105.5 m<sup>2</sup> 1135.47 ft<sup>2</sup> Lower = 50.32m<sup>2</sup> 541.7ft<sup>2</sup>

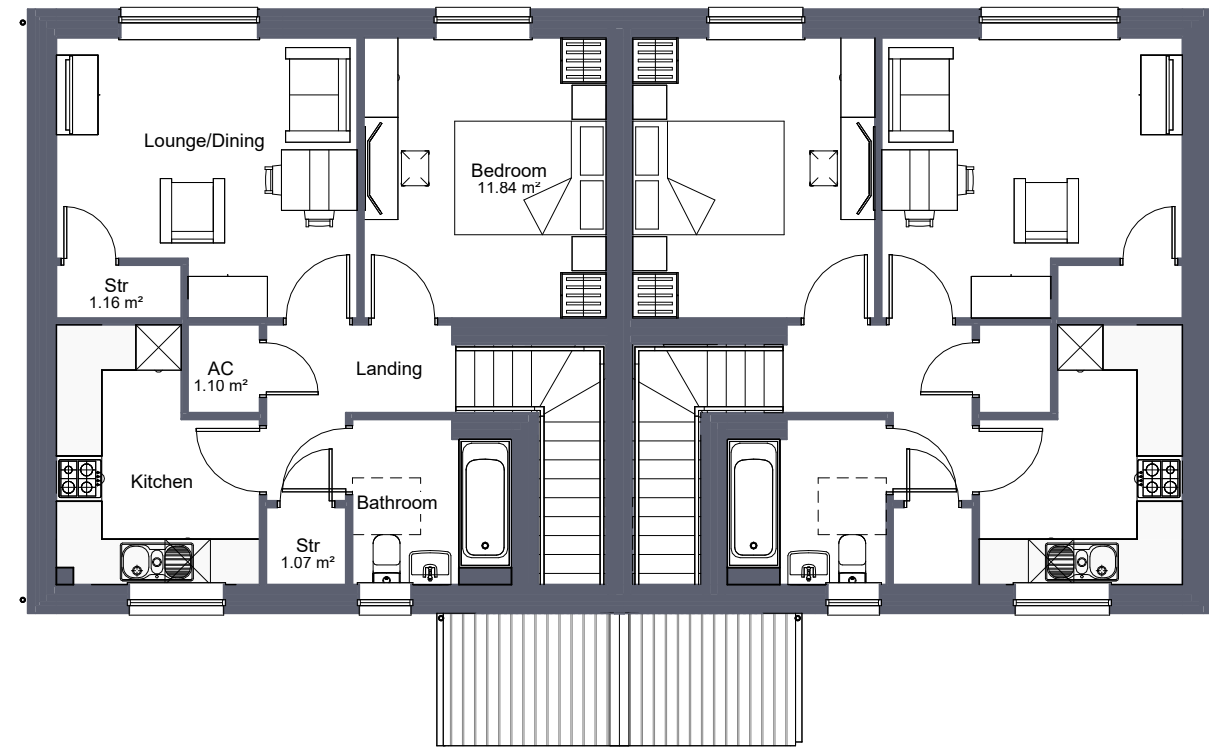
Measured structurally between inner faces of blockwork & excludes any integral garage

Upper = 55.17m<sup>2</sup> 593.8ft<sup>2</sup>



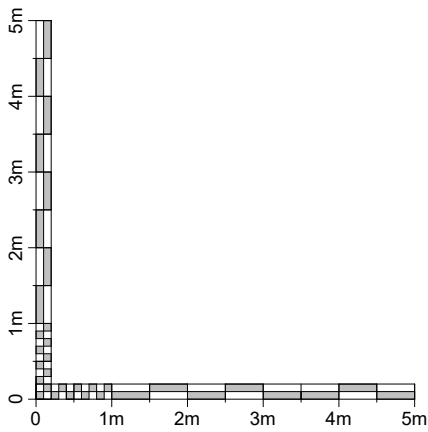
**GROUND FLOOR**

1 : 100



**FIRST FLOOR**

1 : 100



PROJECT HOUSE TYPE <b>2P1B FLAT WDQR</b>	DRAWING TITLE <b>FLOOR PLANS</b>	SCALE 1 : 100 @ A3	DATE May 2023	DRAWN BY 	Date:
		PROJECT NO. <b>2364/ P/2P1BF/01</b>	DRAWING NO.	REVISION	2023



DO NOT SCALE FROM THIS DRAWING. WORK TO FIGURED DIMENSIONS ONLY. Any discrepancies are to be referred to Hammond Architectural Ltd. Contractors, subcontractors and suppliers must verify all dimensions on site before commencing any work or making any workshop drawings. All drawings are copyright of Hammond Architectural Ltd 2022



**FRONT.**  
1 : 100



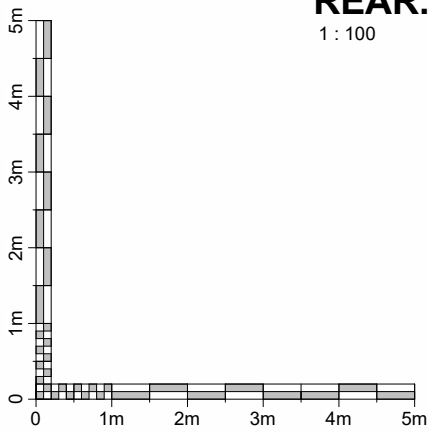
**SIDE L.**  
1 : 100




**REAR.**  
1 : 100



**SIDE R.**  
1 : 100



Date:		DRAWN BY		hammond Architectural Ltd	
Rev: Description:		DATE		REVISION	
SCALE		1 : 100 @ A3		PROJECT NO.	
2023		May 2023		2364/ P/2P1BF/02	
PROJECT HOUSE TYPE		DRAWING TITLE		DRAWING NO.	
2P1B FLAT WDQR		ELEVATIONS		2364/ P/2P1BF/02	
 <b>Lewis Homes</b>		<small>DO NOT SCALE FROM THIS DRAWING. WORK TO FIGURED DIMENSIONS ONLY. Any discrepancies are to be referred to Hammond Architectural Ltd. Contractors, subcontractors and suppliers must verify all dimensions on site before commencing any work or making any workshop drawings. All drawings are copyright of Hammond Architectural Ltd 2023</small>			