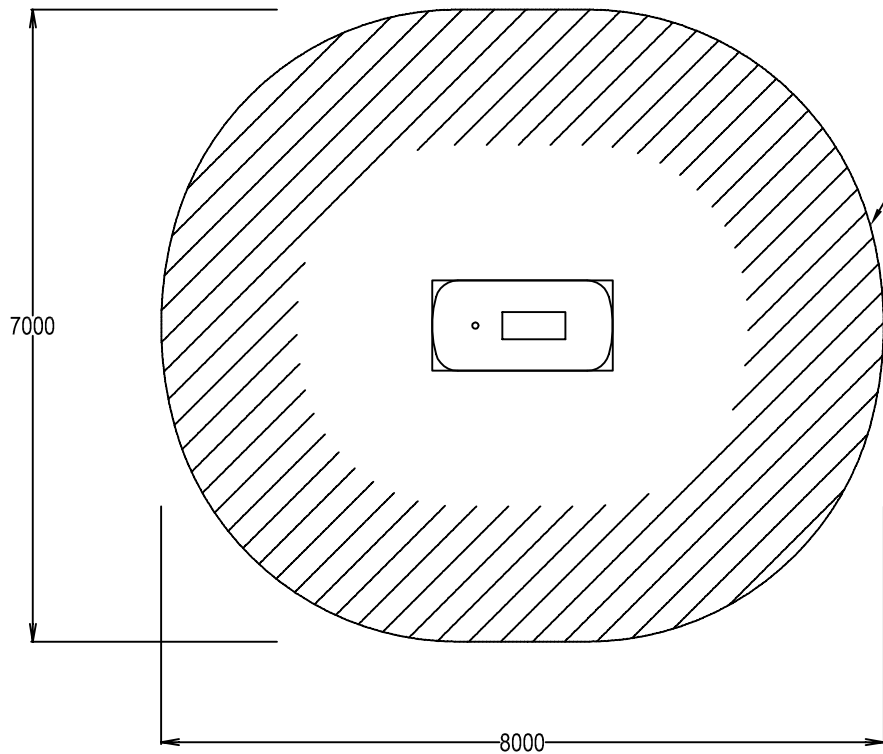
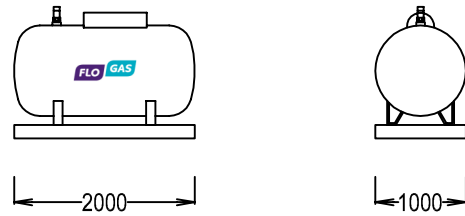
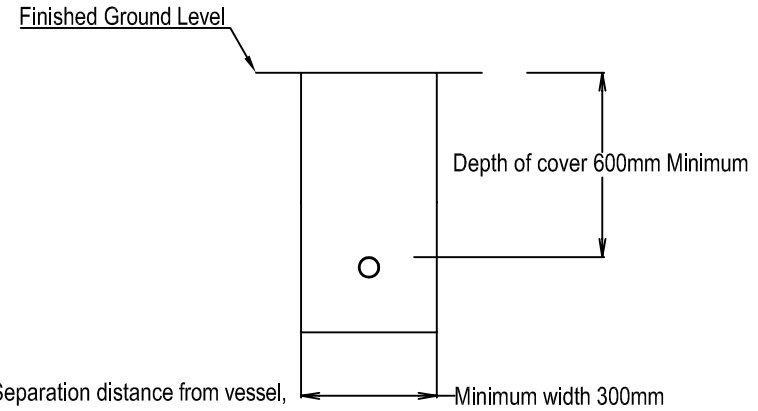


LPG Vessel Installation Details



3m Separation distance from vessel, no buildings, boundaries or fixed sources of ignition to be located in this area.

Service Pipe Installation Details



Technical Information

The base should be cast on a suitable sub base using a minimum of 21 Newton concrete, 2m by 1m, non-reinforced concrete should be a minimum of 10cm thick.

The base must be level and located on suitably compacted hardcore.

To prevent the formation of gas pockets, the vicinity of the LPG storage vessel should be free from pits and depressions within 3m.

The surrounding area within 3m of the vessel is to be kept free from weeds, long grass and any combustible materials.

Please note all dimensions are in millimeters unless otherwise stated.

Standard Commercial Installation - 1no 1410ltr Vessel.