



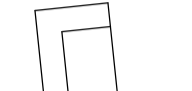

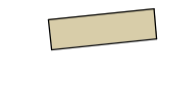



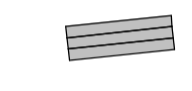

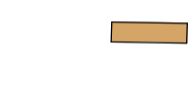
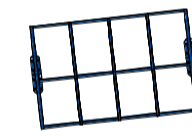













-  Site boundary
- HARD LANDSCAPE**
-  Paving units to school building entrance. 'Academy' concrete paving units, by Charcon, 400x400x65mm in Grey colour. Build-ups to engineers spec, heavy loading build-ups to the maintenance zone.
-  Tarmac surfacing to vehicular zones. Heavy duty tarmac surfacing, recycled sub-base to gain BREEAM points. Build-ups to engineers details.
-  Tarmac to playgrounds and maintenance zones. Build-ups to accommodate maintenance vehicle loading, recycled sub-base to gain BREEAM points. To engineers final specification.
-  Thermoplastic paint markings to car parking and loading bays. White/yellow colour to British Standards.
-  Tactile paving to crossing points. British Standard 'Blister' paving in Charcoal colour, by Charcon. 400x400x50mm. Build-ups to engineers specification.
-  Tactile paving to steps British Standard 'Corduroy' paving in Charcoal colour, by Charcon. 400x400x50mm. Build-ups to engineers specification.
-  Play surfacing to nursery/reception zone. Wetpour surfacing, colour to match architectural facade panels. Critical fall height to 1.5m. Refer to manufacturers specification and build-ups. Supplied by CDM surfaces.
-  Concrete surfacing to cycle shelter zone and refuse/sprinkler tank store. Drainage to refuse store to engineers specification. In situ poured concrete with concrete 50mm pin kerb edging to Engineers details.
-  Retaining walls  
To Engineers details.
-  Access Steps  
To engineers details. To include handrail and contrasting nosing detail.
-  Handrail. Pro Railing System by FH Brundle, subject to final design by manufacturer. In stainless steel 316, height to BS.
- EXTERNAL FURNITURE AND SPECIAL FEATURES**
-  Timber benches to school entrance zone. 2No. 'Saughton' softwood timber slatted and galvanised steel frame bench. BX14 4072/B by Broxap. 2000x520x550mm. Root fixed. Refer to drawing SDPS-STL-XX-XX-DR-L-9405 Details for proposed furniture.
-  Cycle canopy and stands. 2No. 'Apollo Junior' cycle shelters 4100mm length. Base plated, Galvanised steel. To include 2No. 'Sheffield' cycle stand racks 10No. hoops in total. Galvanised steel, surface fixed. Refer to drawing SDPS-STL-XX-XX-DR-L-9401 Cycle Shelter and Stands for details.
-  Timber logs as seating. Timber from felled trees on site to create seating logs. Top side planed to provide a smooth seating surface. Knots removed.
-  Circular tree bench. 'Wythenshawe' timber slatted and galvanised steel frame circular tree bench. 3000mm external diameter. BX14 1930 by Broxap. Refer to drawing SDPS-STL-XX-XX-DR-L-9405 Details for proposed furniture.
-  Timber play logs and stumps. Timber from felled trees on site to create play logs and stumps. Knots removed.
-  Bollards. 'Swansea' galvanised steel bollards, 1000mm height above ground, 114mm diameter, root fixed. To include reflective banding. Refer to drawing SDPS-STL-XX-XX-DR-L-9405 Details for proposed furniture.
-  Reclaimed stone 'stepping stones' to rain gardens. Reclaimed stone to be sourced, haunching to engineers specification.
-  Threshold drains  
ACO drainage channels to building door thresholds, to engineers final design and specification.
-  Shrub planting.  
Refer to drawing SDPS-STL-XX-XX-DR-L-9002 Soft Landscaping Plan for details.
-  Grassed area, multi-purpose hard wearing turf.  
Refer to drawing SDPS-STL-XX-XX-DR-L-9002 Soft Landscaping Plan for details.
-  Rain garden planting.  
Refer to drawing SDPS-STL-XX-XX-DR-L-9002 Soft Landscaping Plan for details.

**NOTES:**  
 - For soft landscape and fencing information, refer to separate plans.  
 - Existing retaining walls and planting in the north car park area are to be retained  
 - All kerbs and edging to Engineers details and specifications.

PL	PLO9	03/07/20	For Planning
S3	P36	15/05/20	1st draft tender drawings for review
STATUS	REV	DATE	DESCRIPTION
CLIENT			REVISED BY
Vale of Glamorgan Council			AP
			CHECKED BY
			CS
			ORIGINATOR NO
			152852

**CONSULTANT**  
**STRIDE TREGLOWN**  
 www.stride-treglow.com © Stride Treglow Limited 2018  
 PROJECT  
**St. David's Church in Wales Primary School**  
**Colwinston, Cowbridge**

**DRAWING TITLE**  
**Hard Landscaping and External Furniture Plan**

SUITABILITY STATUS	SCALE
PL : PLANNING	1 : 200 @ A1

PROJECT   ORIGINATOR   ZONE   LEVEL   TYPE   ROLE   CLASS   NUMBER	REVISION
SDPS-STL-XX-XX-DR-L-9001	PL09