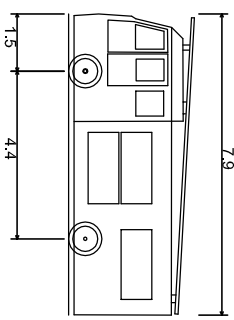


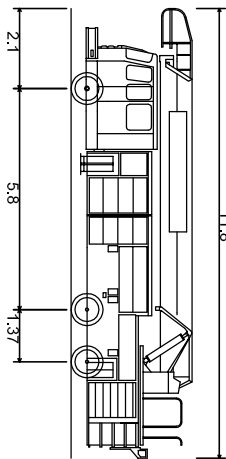
DO NOT SCALE - IF IN DOUBT ASK

NOTES

- 1. DO NOT SCALE FROM THIS DRAWING.
- 2. ALL DIMENSIONS ARE IN MILLIMETRES (mm) & ALL LEVELS ARE IN METRES (m) AOD, UNLESS STATED OTHERWISE.
- 3. ALL DIMENSIONS & LEVELS TO BE CHECKED ON SITE AND ANY DISCREPANCIES SHOULD BE REPORTED TO G.H.A. LTD.

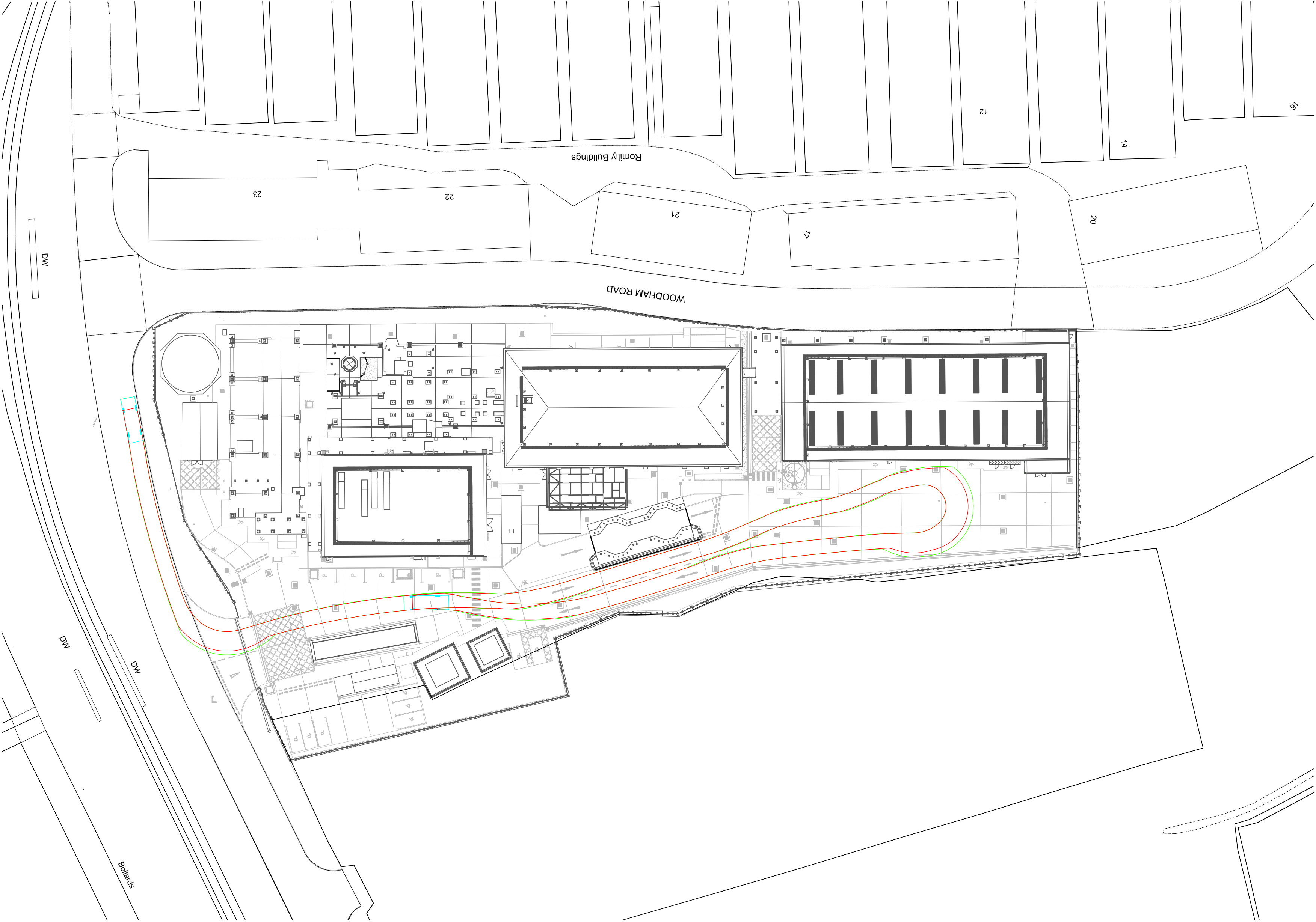


Pumping Appliance
Overall Length 7.900m
Overall Width 3.300m
Overall Body Height 3.300m
Min Body Ground Clearance 0.140m
Track Width 2.500m
Lock-to-lock time 4.500m
Curb to Curb Turning Radius 7.750m

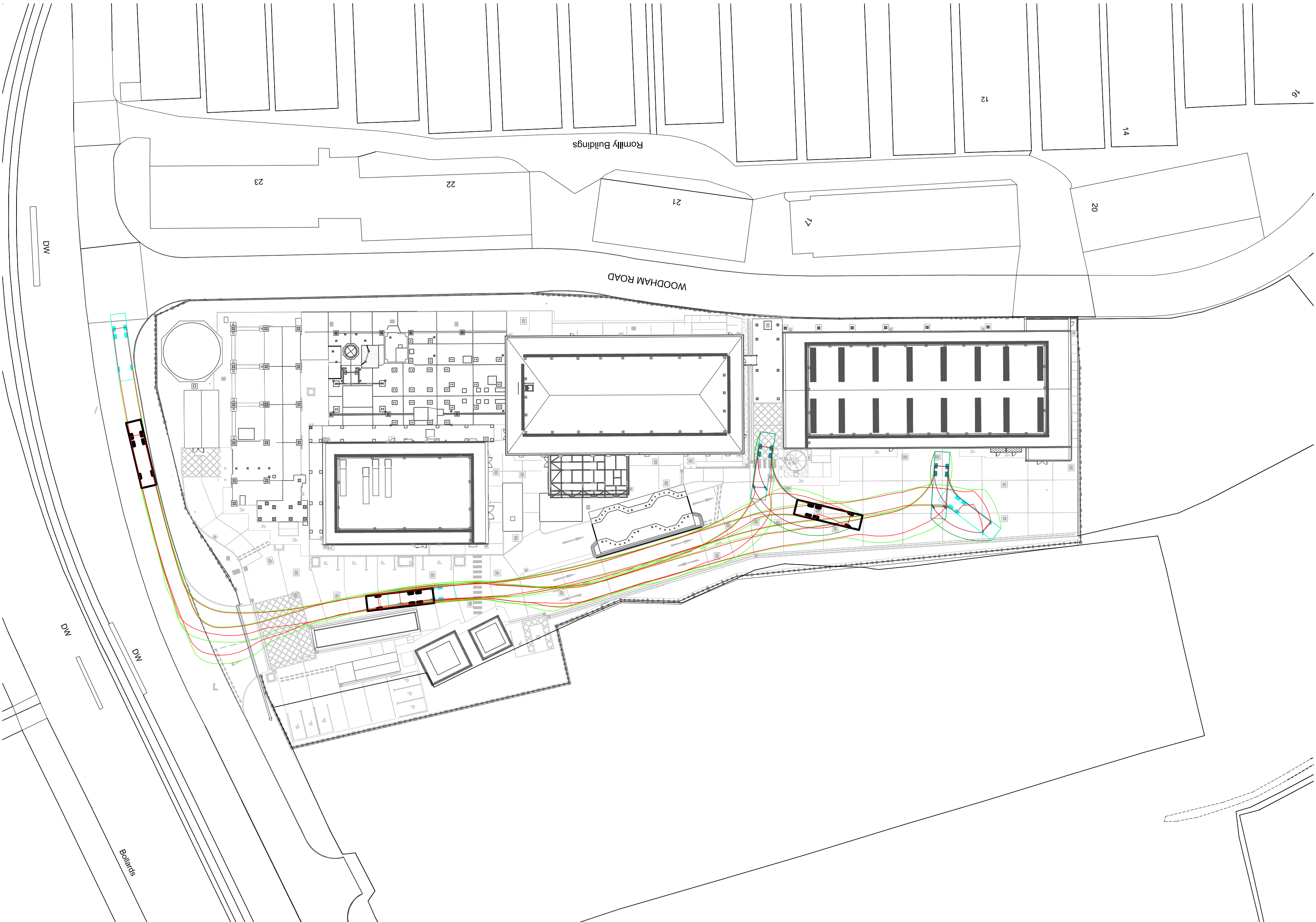


Fire appliance hydraulic platform
Overall Length 11.800m
Overall Width 3.800m
Overall Body Height 3.172m
Track Width 2.393m
Lock-to-lock time 6.008m
Walk to Wall Turning Radius 11.300m

HOLD
SITE ENTRANCE / GATEWAY
ARRANGEMENT TBC.



FIRE APPLIANCE ROUTE



FIRE HIGH REACH PLATFORM ROUTE

SAFETY, HEALTH & ENVIRONMENTAL (SHE) INFORMATION	IN ADDITION TO THE HAZARDOUS RISKS NORMALLY ASSOCIATED WITH THE TYPES OF WORK DETAILED ON THIS DRAWING, NOTE THE FOLLOWING:		
	CONSTRUCTION	NONE	
MAINTENANCE / CLEANING	1. TRAFFIC MANAGEMENT SYSTEM TO BE CONSIDERED BY END USER		
DECOMMISSIONING / DEMOLITION	NONE		



The Studio
51 Brockfield Road
Chesham
SK9 1ES
0161 491 4600
info@ghdlivingunn.com



PROJECT
BARRY - BIOMASS UK No 2 LIMITED

TITLE
AUTOTRACK PLANNING LAYOUT
SHEET 1

SCALE
1:500
DRAWING SIZE
A1
DRAWN
AS

DRAWING No
BARRY_19_DWG_01_40023
REV.
A