

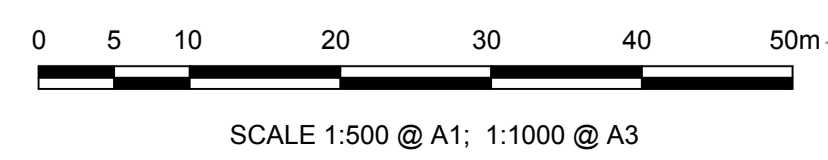
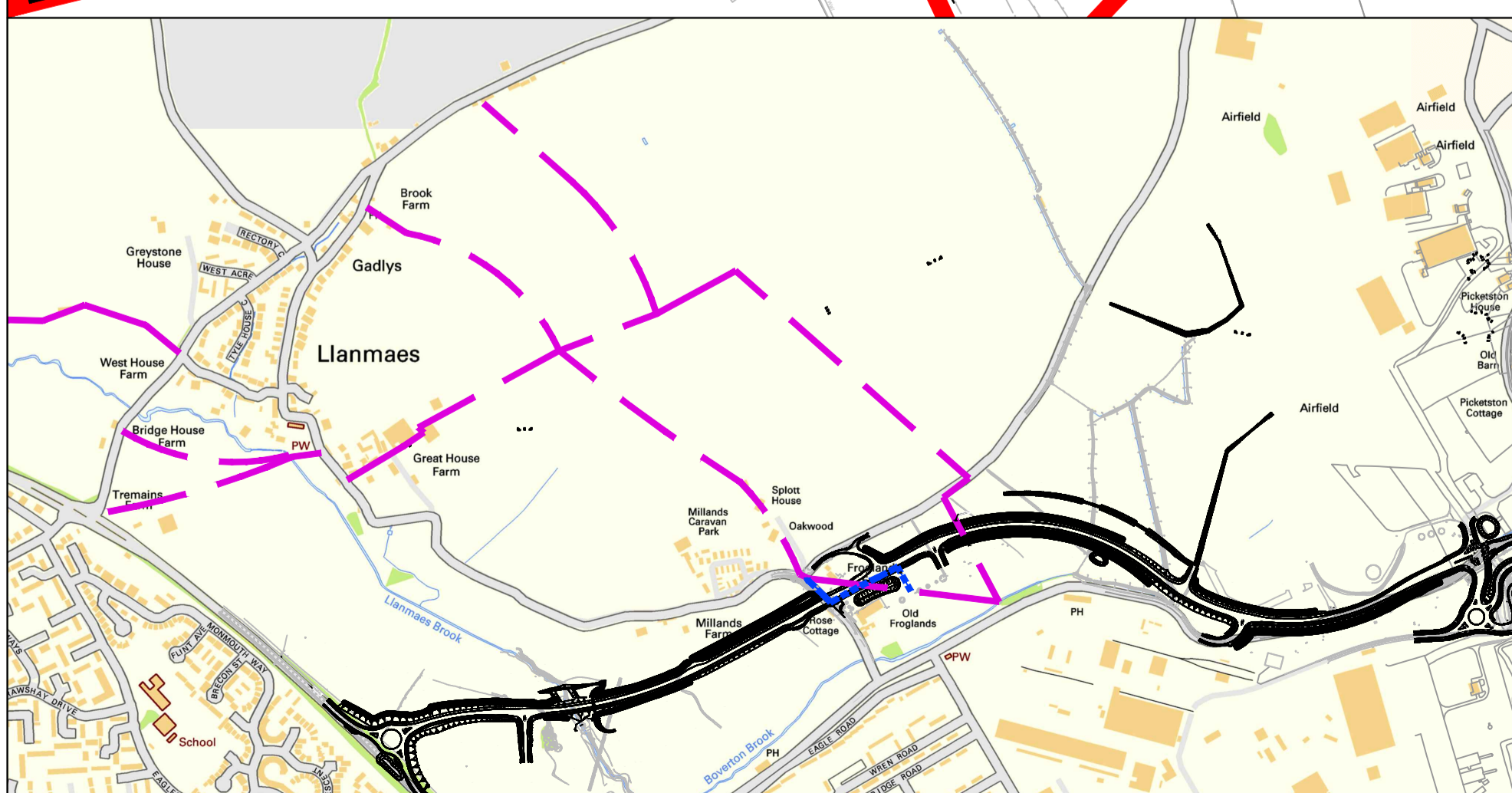
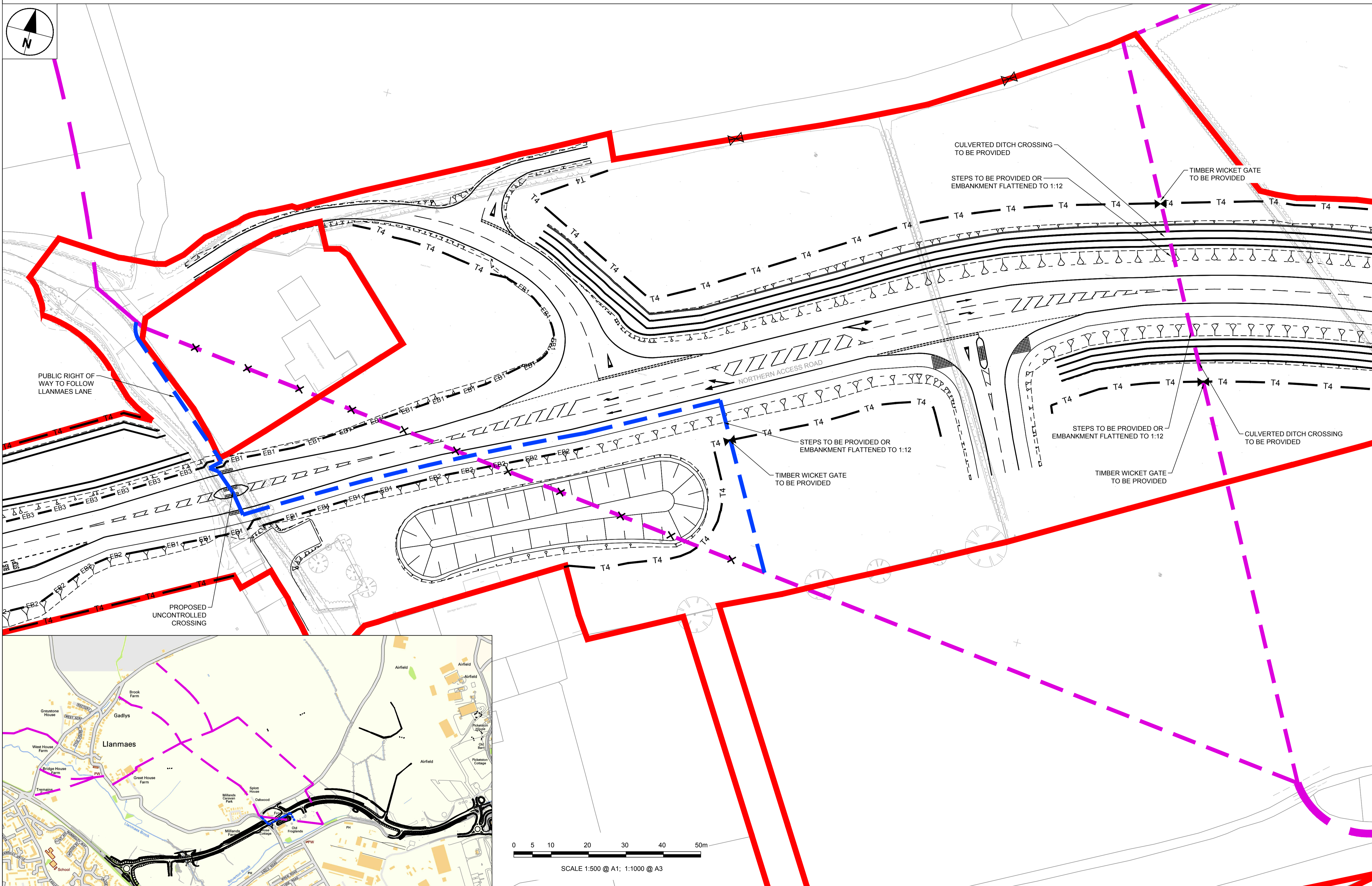
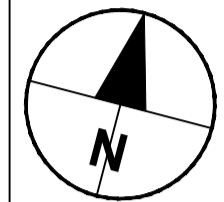
NOTES

1. ALL DIMENSIONS SHOWN ARE IN METRES UNLESS OTHERWISE SPECIFIED
2. ALL WORKS ARE TO BE CARRIED OUT IN ACCORDANCE WITH THE CONTRACT SPECIFICATION AND THE MANUAL OF CONTRACT DOCUMENTS FOR HIGHWAY WORKS (MCHW).
3. DRAWING SHOULD BE READ IN CONJUNCTION WITH THE ACCOMMODATION WORKS SERIES.

KEY

- T4 — TIMBER POST AND 4 RAIL (REFER TO MCHW, VOLUME 3, SERIES H DRAWING HCD3)
- EB1 — EB1 — 2.5 m HIGH DRYSTONE CLAD WALL (REFER TO DRAWING 60509148-SHT-30-0000-CT-0308 FOR DETAILS)
- EB2 — EB2 — 2.5 m REFLECTIVE ACOUSTIC BARRIER
- EB3 — EB3 — 2.5 m ABSORPTIVE ACOUSTIC BARRIER
- — — PROPOSED DIVERSION
- — — EXISTING PUBLIC RIGHT OF WAY

- ⊗ STEEL SINGLE FIELD GATE, 3.6 m WIDE (REFER TO MCHW, VOLUME 3, SERIES H DRAWING H17)
- ⊗ TIMBER WICKET GATE TYPE 1, 1.2 m WIDE (REFER TO MCHW, VOLUME 3, SERIES H DRAWING H23)
- ⊗ EXISTING RIGHT OF WAY TO BE CLOSED



**AECOM**

PROJECT  
**ST. ATHAN NORTHERN ACCESS ROAD**

CLIENT  
WELSH GOVERNMENT

Llywodraeth Cymru  
Welsh Government

CONSULTANT  
AECOM  
1 CALLAGHAN SQUARE  
CARDIFF  
CF10 5BT  
TEL: (029) 20674600  
FAX: (029) 20674699

**SAFETY, HEALTH AND ENVIRONMENTAL INFORMATION**

In addition to the hazards/risks normally associated with the types of work detailed on this drawing, note the following specific residual risks (Reference shall also be made to the design hazard log).

Consideration

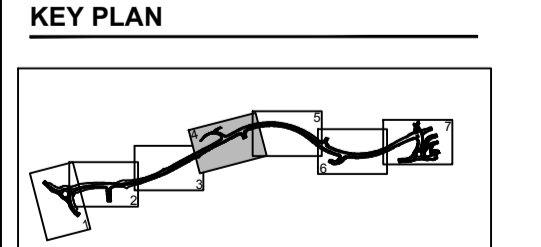
For Hazards Refer to Document: Safety in Design - Designers Residual Hazard Register


**STATUS**

PLANNING SUBMISSION ISSUE

**ISSUE/REVISION**

A	27-03-17	PLANNING SUBMISSION ISSUE
IR	DATE	DESCRIPTION



**PROJECT NUMBER**  
60509148

**SHEET TITLE**  
ST.ATHAN  
PUBLIC RIGHT OF WAY DIVERSION

**SHEET NUMBER**  
60509148-SHT-30-0000-CT-2606

ISO A1 584mm x 841mm  
 Approved: RM  
 Checked: RM  
 Designer: BH  
 Project Management: BH  
 File name: F:\PROJECTS\HIGHWAYS - ST.ATHAN\B\EXECUTION\DOCUMENTS\JOB CAD\01 WORKING\DRAWINGS\2606 - MISCELLANEOUS\RIGHTS OF WAY\60509148-SHT-30-0000-CT-2606-2607.DWG  
 Last saved by: SHORTEE  
 Last Picked: 2017/03/27  
 This drawing has been prepared for the use of AECOM client. It may not be used, modified, reproduced or relied upon by third parties, except as agreed by AECOM or as required by law. AECOM accepts no responsibility, and denies any liability whatsoever, to any party that uses or relies on this drawing without AECOM's express written consent. Do not scale this document. All measurements must be obtained from the stated dimensions.