



SAFETY, HEALTH AND ENVIRONMENTAL INFORMATION

In addition to the hazards normally associated with the types of work detailed on this drawing, note the following specific residual risks (Reference shall also be made to the design hazard log)

Construction
For Hazards Refer to Document: Safety in Design - Designers Residual Hazard Register


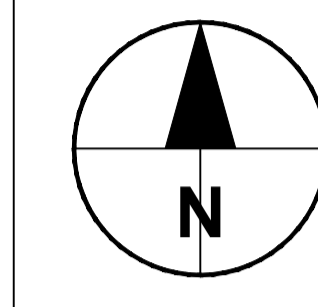
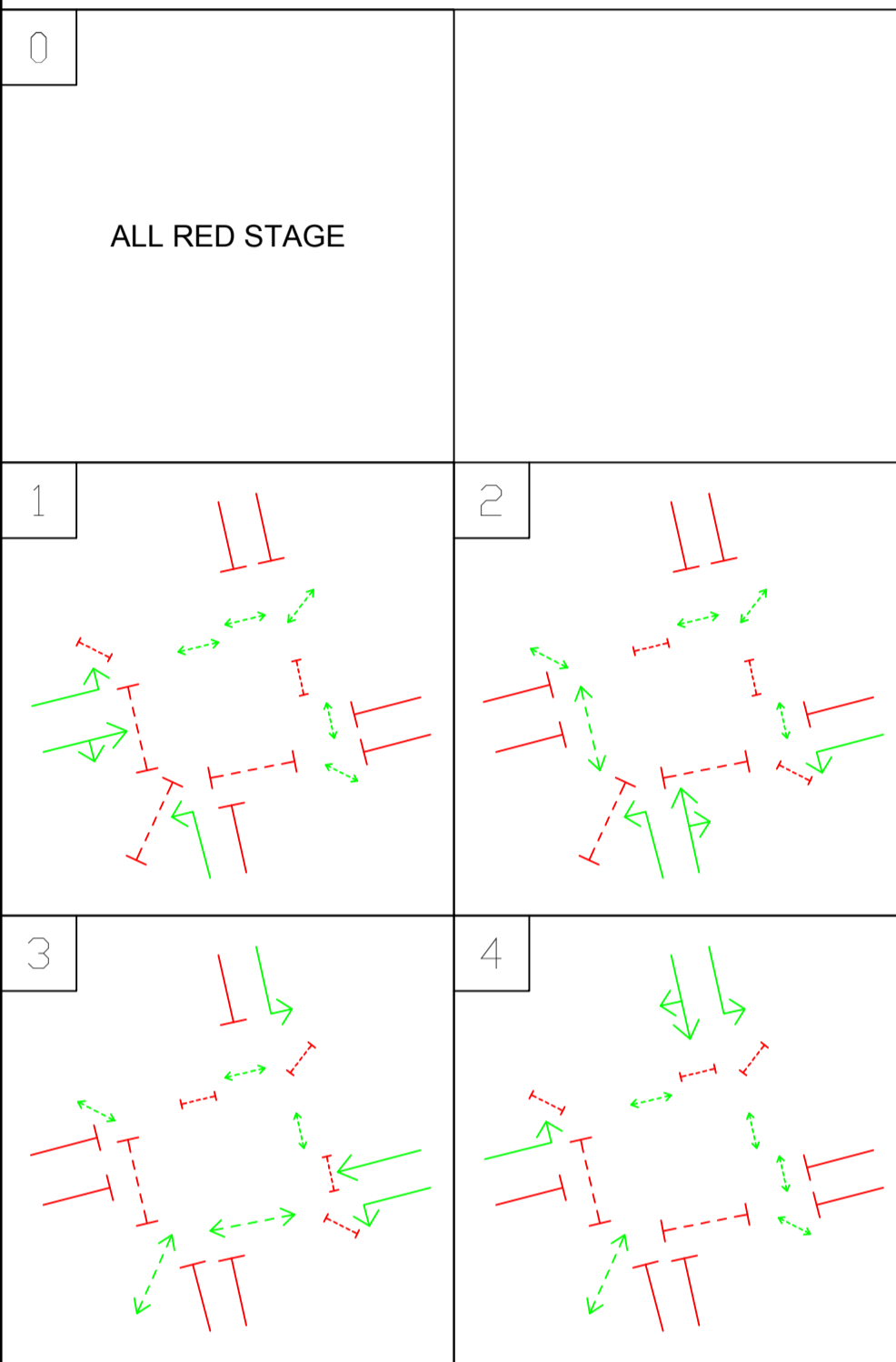
NOTES

1. ALL DIMENSIONS SHOWN ARE IN METRES UNLESS OTHERWISE SPECIFIED.

KEY

- PRIMARY 3 ASPECT SIGNAL HEAD
- PRIMARY 3 ASPECT SIGNAL HEAD WITH AHEAD AND RIGHT TURN ARROWS
- PRIMARY 3 ASPECT SIGNAL HEAD WITH LEFT TURN ARROW
- PRIMARY 3 ASPECT SIGNAL HEAD WITH RIGHT TURN ARROW
- SECONDARY 3 ASPECT SIGNAL HEAD WITH AHEAD AND RIGHT TURN ARROWS
- NO LEFT TURN BOX SIGN
- NO U-TURN BOX SIGN
- TOUCAN INDICATOR UNIT WITH PUSH BUTTON
- TOUCAN PUSH BUTTON
- 4M TRAFFIC SIGNAL POLE
- 2M TRAFFIC SIGNAL POLE

STAGING DIAGRAM



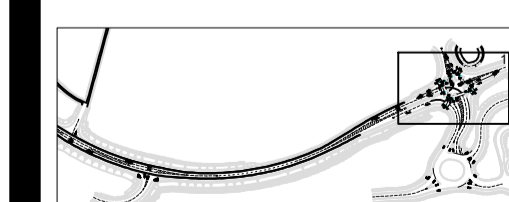
STATUS

PLANNING SUBMISSION ISSUE

ISSUE/REVISION

IR	DATE	DESCRIPTION
A	26-05-2017	PLANNING SUBMISSION ISSUE
-	21-03-2017	DRAFT FOR COMMENT

KEY PLAN



PROJECT NUMBER

60509148

SHEET TITLE

ST.ATHAN
TRAFFIC SIGNALS
SHEET 1 OF 1

SHEET NUMBER

60509148-SHT-30-0000-CT-1250

B50 A1 594mm x 841mm
Checked: DJM
Approved: DEB
Designer: AL
Project Management Initials:
Filename: C:\USERS\MACCLOUGHTEDESKTOP\JUNCTION F NEW LAYOUT - TRAFFIC SIGNALS.DWG
Last saved by: MACCLOUGHTE
Last Printed: 2017-05-25
Printed on: % Recycled Content Paper