



**SAFETY, HEALTH AND ENVIRONMENTAL  
INFORMATION**

In addition to the hazards/risks normally associated with the types of work detailed on this drawing, note the following specific residual risks (Reference shall also be made to the design Hazard log).

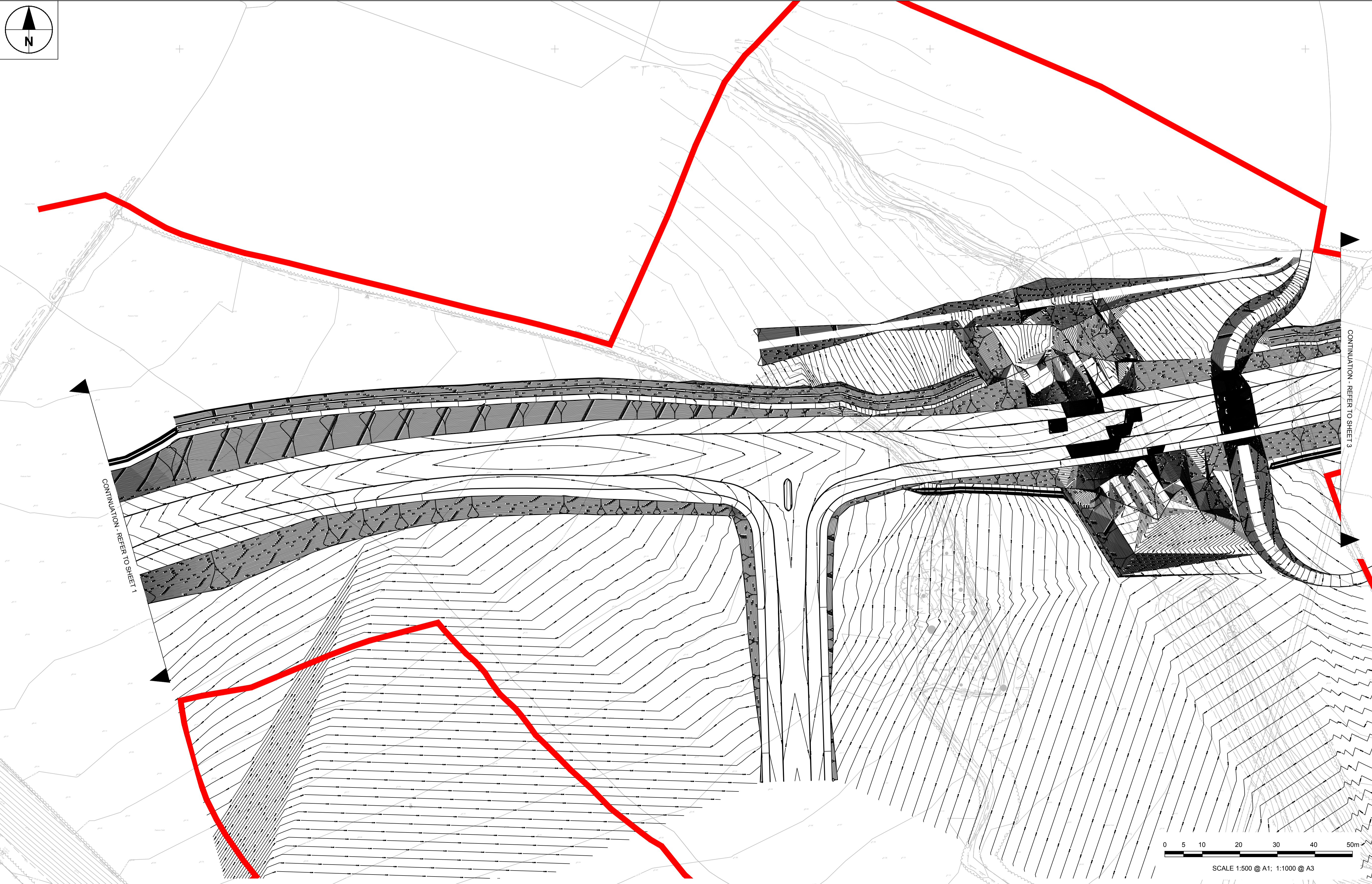
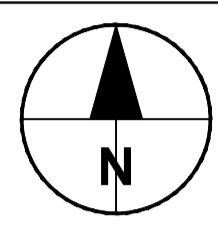
Consideration  
For Hazards Refer to Document: Safety in Design - Designers Residual Hazard Register


**NOTES**

1. THIS DRAWING IS TO BE READ IN CONJUNCTION WITH ALL OTHER RELEVANT DRAWINGS AND SPECIFICATIONS, ANY OTHER DISCREPANCIES, ERRORS OR OMISSIONS TO BE BROUGHT TO THE ATTENTION OF THE ENGINEER.
2. ALL DIMENSIONS TO BE CHECKED BEFORE COMMENCEMENT OF WORK ON SITE.
3. ALL DIMENSIONS IN METERS, UNLESS OTHERWISE STATED.
4. ALL WORKS TO BE IN ACCORDANCE WITH THE SPECIFICATION AND THE RELEVANT STANDARD DETAILS.

**KEY**

 PLANNING APPLICATION BOUNDARY



CONTINUATION - REFER TO SHEET 1

CONTINUATION - REFER TO SHEET 3



SCALE 1:500 @ A1; 1:1000 @ A3

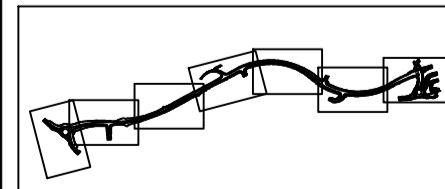
**STATUS**

PLANNING SUBMISSION ISSUE

**ISSUE/REVISION**

IR	DATE	DESCRIPTION
B	25-05-2017	CONTOURS UPDATED
A	27-03-2017	PLANNING SUBMISSION ISSUE

**KEY PLAN**



**PROJECT NUMBER**

60509148

**SHEET TITLE**

ST. ATHAN  
CONTOUR PLANS  
SHEET 2 OF 7

**SHEET NUMBER**

60509148-SHT-30-0000-CT-0612

This drawing has been prepared for the use of AECOM clients for their own purposes, except as required by AECOM or as required by law. AECOM accepts no responsibility, and denies any liability, whatsoever, to any party that uses or relies on this drawing without AECOM's express written consent. Do not scale this document. All measurements must be obtained from the stated dimensions.