



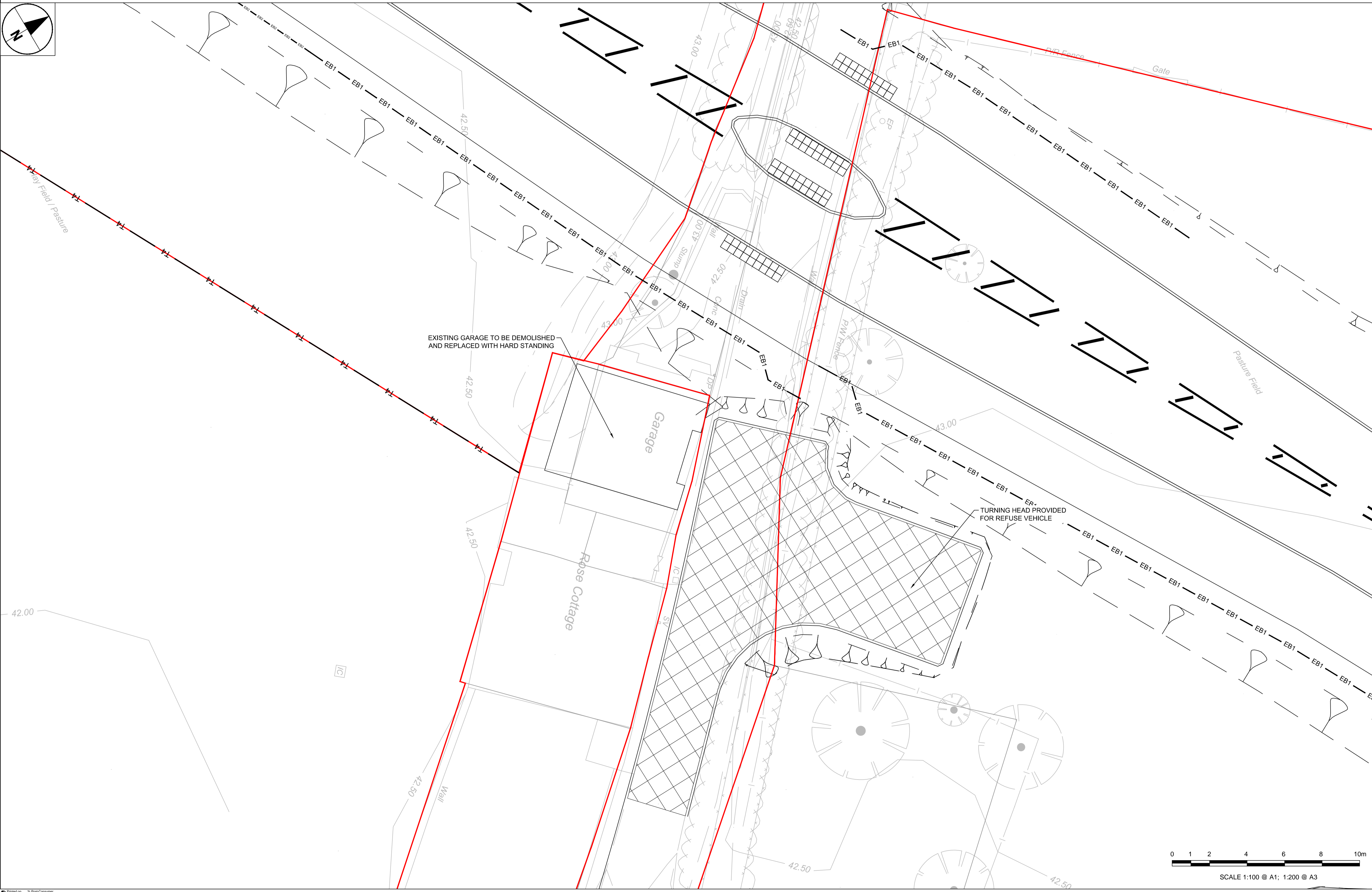
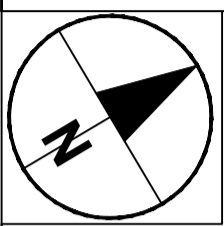
SAFETY, HEALTH AND ENVIRONMENTAL INFORMATION

In addition to the hazards risks normally associated with the types of work detailed on this drawing, note the following specific residual risks (Reference shall also be made to the design based log)

Construction
For Hazards Refer to Document Safety in Design - Designers Residual Hazard Register

KEY

	PROPOSED TURNING HEAD
	PROPOSED LAND ACQUISITION BOUNDARY
	T4 TIMBER POST AND 4 RAIL (REFER TO MCHW, VOLUME 3, SERIES H DRAWING HCD3)
	EB1 2.5 m HIGH DRYSTONE CLAD WALL (REFER TO DRAWING 60509148-SHT-30-0000-CT-0308 FOR DETAILS)
	EB3 2.5 m ABSORPTIVE ENVIRONMENTAL BARRIER (REFER TO DRAWING XX FOR DETAILS)



File name: F:\PROJECTS\HIGHWAYS - ST ATHAN\03 EXECUTION\03 DOCUMENTS\08 CAD\01 WORKING\DRAWINGS\0050 - BOUNDARY & LAND ACQUISITION\60509148-SHT-30-0000-CT-0056.DWG
Last saved by: TAYLORD12
Last Pinned: 2017-03-24
Checked: RM
Approved: RM
Designer: MH
Project Management Initials: [blank]

This drawing has been prepared for the use of AECOM's client. It may not be altered, modified, reproduced or relied upon by third parties, except as agreed by AECOM or as required by AECOM or as required by any party that uses or relies on this drawing without AECOM's express written consent. Do not scale this document. All measurements must be obtained from the stated dimensions.

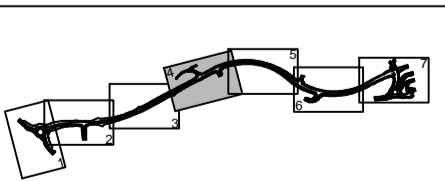
STATUS

PLANNING SUBMISSION ISSUE

ISSUE/REVISION

NO	DATE	DESCRIPTION

KEY PLAN



PROJECT NUMBER

60509148

SHEET TITLE

ST.ATHAN
ACCOMODATION WORKS
ROSE COTTAGE

SHEET NUMBER

60509148-SHT-30-0000-CT-0056

