

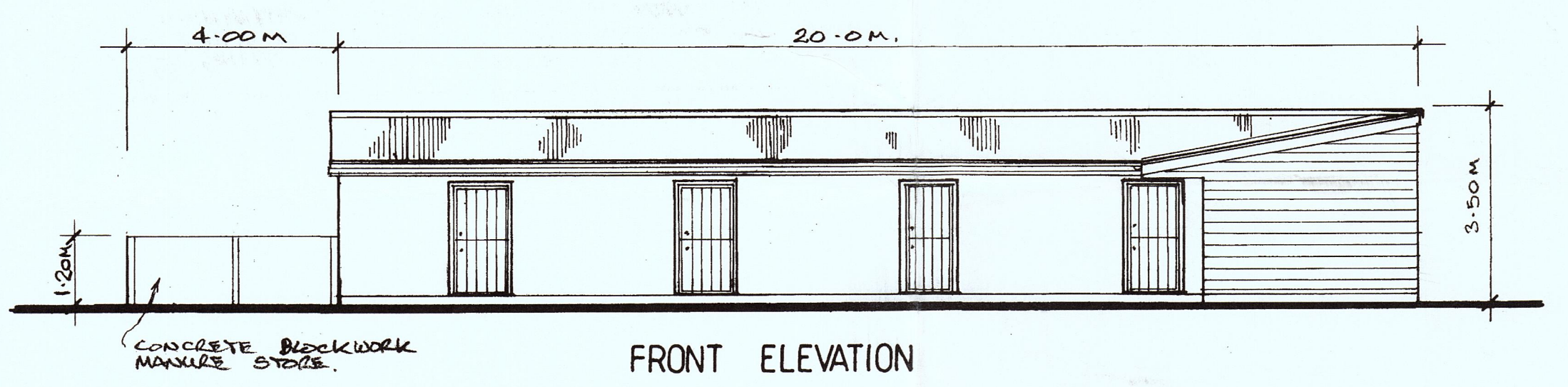
SITE PLAN

SPECIFICATION

Base:
Min. 100 mm. concrete base slab with reinforcing mesh installed at top and bottom, on 1200g. visqueen D.P.M. on 150 mm. min. layer of consolidated hardcore.
(An acid inhibitor to be included in the concrete mix.)

Walls:
100 mm. x 50 mm. s.w. treated timber framework on a 150 mm. semi-engineering brickwork plinth.
Tanalised s.w. shiplap external cladding to be stained nut brown.
Doors to be of tanalised s.w. and stained to match.

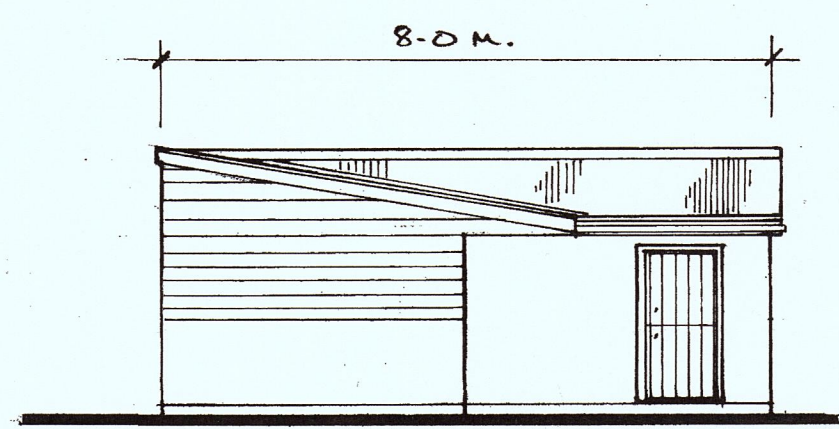
Roof:
Olive green profiled roofing sheets.
Roof pitch to be 10 degrees with a 1.5 m. overhang to the front.



FRONT ELEVATION



REAR ELEVATION



WEST ELEVATION



EAST ELEVATION


RECEIVED
2 JUN 2017
Regeneration
and Planning

AMENDMENTS
✓ BOUNDARY FENCE ADDED - STABLES REDUCED TO ONE SINGLE BLOCK - PARKING/TURNING AREA REDUCED - STABLE CONSTRUCTION CHANGE TO TIMBER.

Project: PROPOSED STABLE BLOCKS FOR STABLING HORSES at LAND ADJACENT TO WESTRA STABLES, WESTRA, DINAS POWYS.

P R O P O S E D

Scale: 1:200 1:100 Drwg. No. AMB 024y Date: MARCH 2017.



All dimensions to be checked on site prior to commencement of works. Exact Location of all services to be determined on site by owner/builder.

Tel/Fax 02920 515952