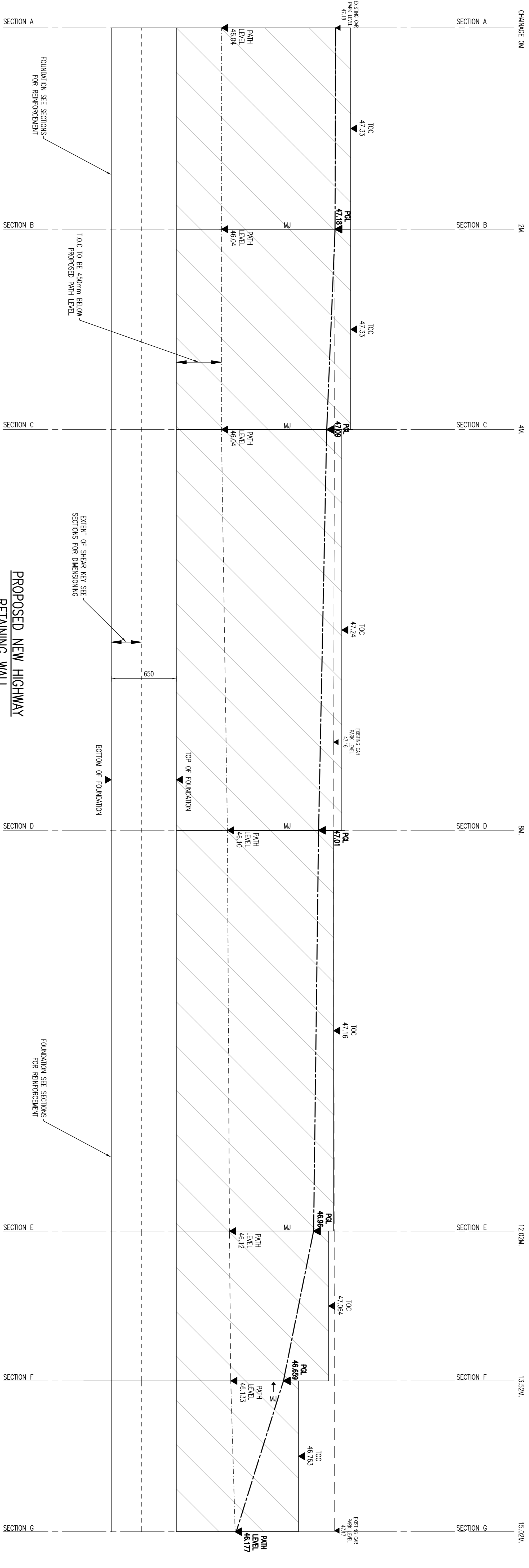


**NOTES**

- GENERAL**
1. ALL DIMENSIONS ARE IN MILLIMETRES UNLESS NOTED OTHERWISE. ALL LEVELS ARE IN METRES UNLESS NOTED OTHERWISE.
  2. ALL LEVELS RELATE TO ORDNANCE DATUM UNLESS NOTED OTHERWISE.
  3. DO NOT SCALE FROM THIS DRAWING. USE FIGURED DIMENSIONS ONLY.
  4. ANY DISCREPANCIES TO BE REPORTED IMMEDIATELY TO THE ENGINEER.
  5. THIS DRAWING TO BE READ IN CONJUNCTION WITH ALL RELEVANT ARCHITECTS, SUBCONTRACTORS AND SPECIALISTS DRAWINGS AND SPECIFICATIONS.
  6. THIS DRAWING IS COPYRIGHT © PROPERTY OF SHEAR DESIGN LIMITED.

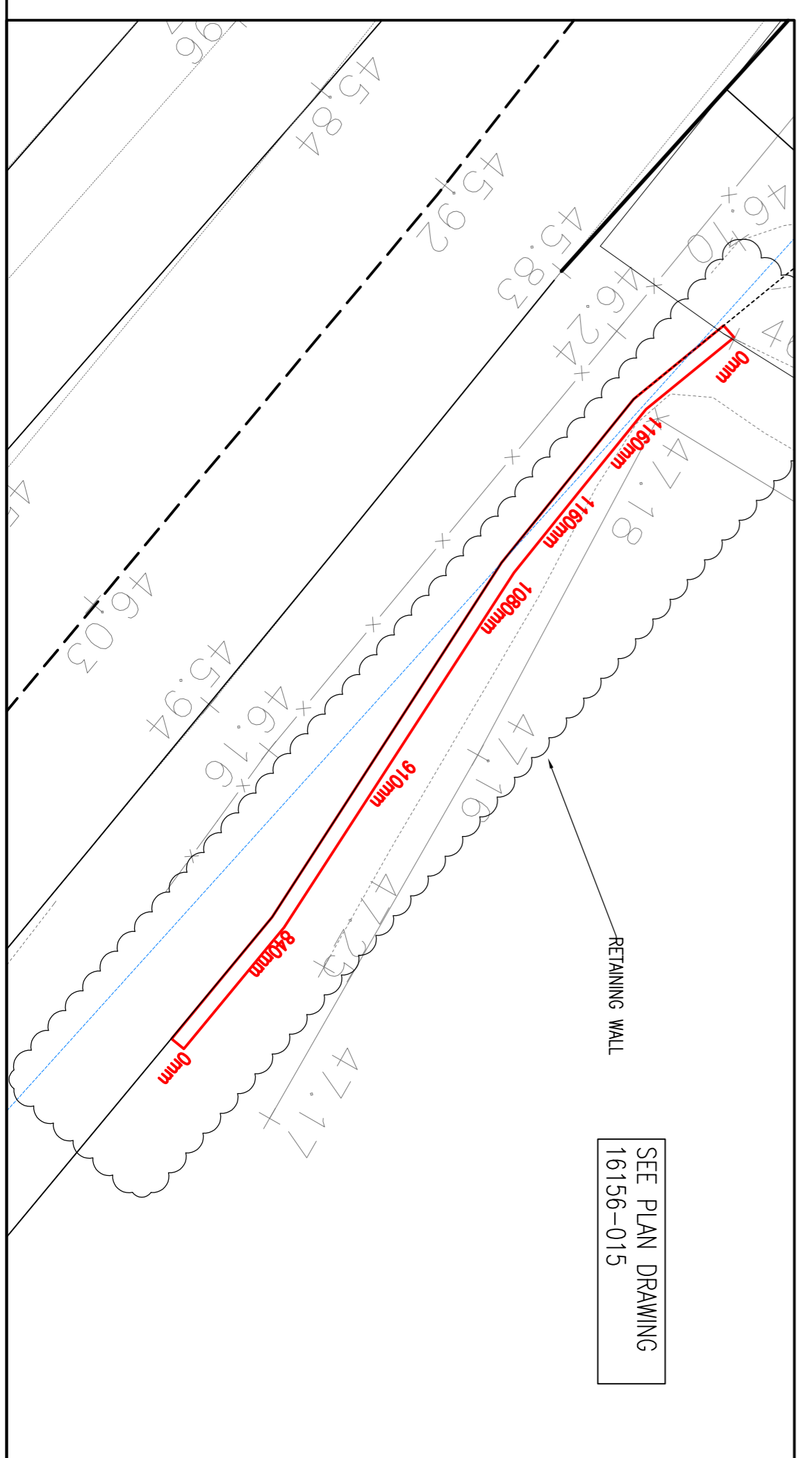
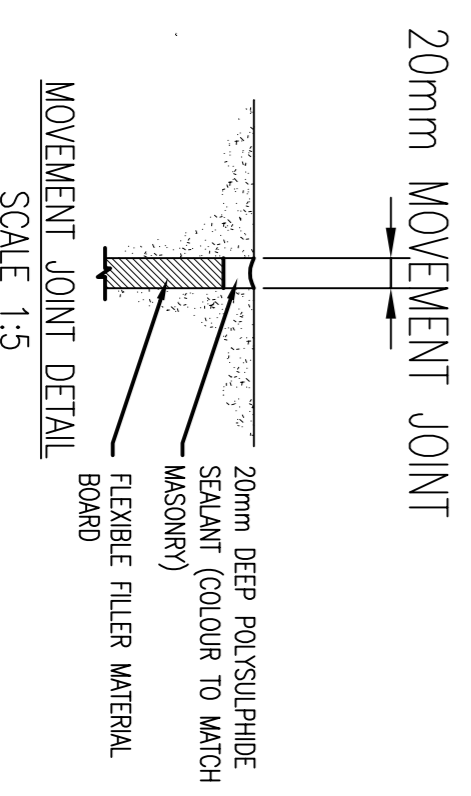
**KEY**

- TOC 46.263 : TOP OF CONCRETE LEVEL
- MJ : MOVEMENT JOINT
- PGL 47.18 : PROPOSED GROUND LEVEL



**PROPOSED NEW HIGHWAY  
RETAINING WALL  
SCALE 1:20**

NOTE: TO SECTION DRAWINGS 16156-11-15 FOR WALL DETAILS FOR REINFORCEMENT, CONCERNING NOTES MATERIAL SPECIFICATIONS AND CONSTRUCTION.



<p><b>Consulting Civil and Structural Engineers</b></p> <p>7 Ashtree Court - Woodsy Close - Cardiff Gate Business Park - Cardiff - CF23 8RW          Tel: 029 2054 7000 - Fax: 029 2054 7001 - www.shear-design.com - engineers@shear-design.com</p>	
<p>PROJECT: EDENSTONE HOMES</p>	<p>DATE: APRIL 2018</p>
<p>TITLE: RETAINING WALL ELEVATIONS</p>	<p>SCALE: 1:20 @ A1</p>
<p>DESIGNER: K8</p>	<p>CHECKED: DB</p>
<p>DATE: APRIL 2018</p>	<p>DATE: APRIL 2018</p>
<p>STATUS: FOR CONSTRUCTION</p>	<p>STATUS: FOR CONSTRUCTION</p>
<p>16156-010</p>	<p>-</p>