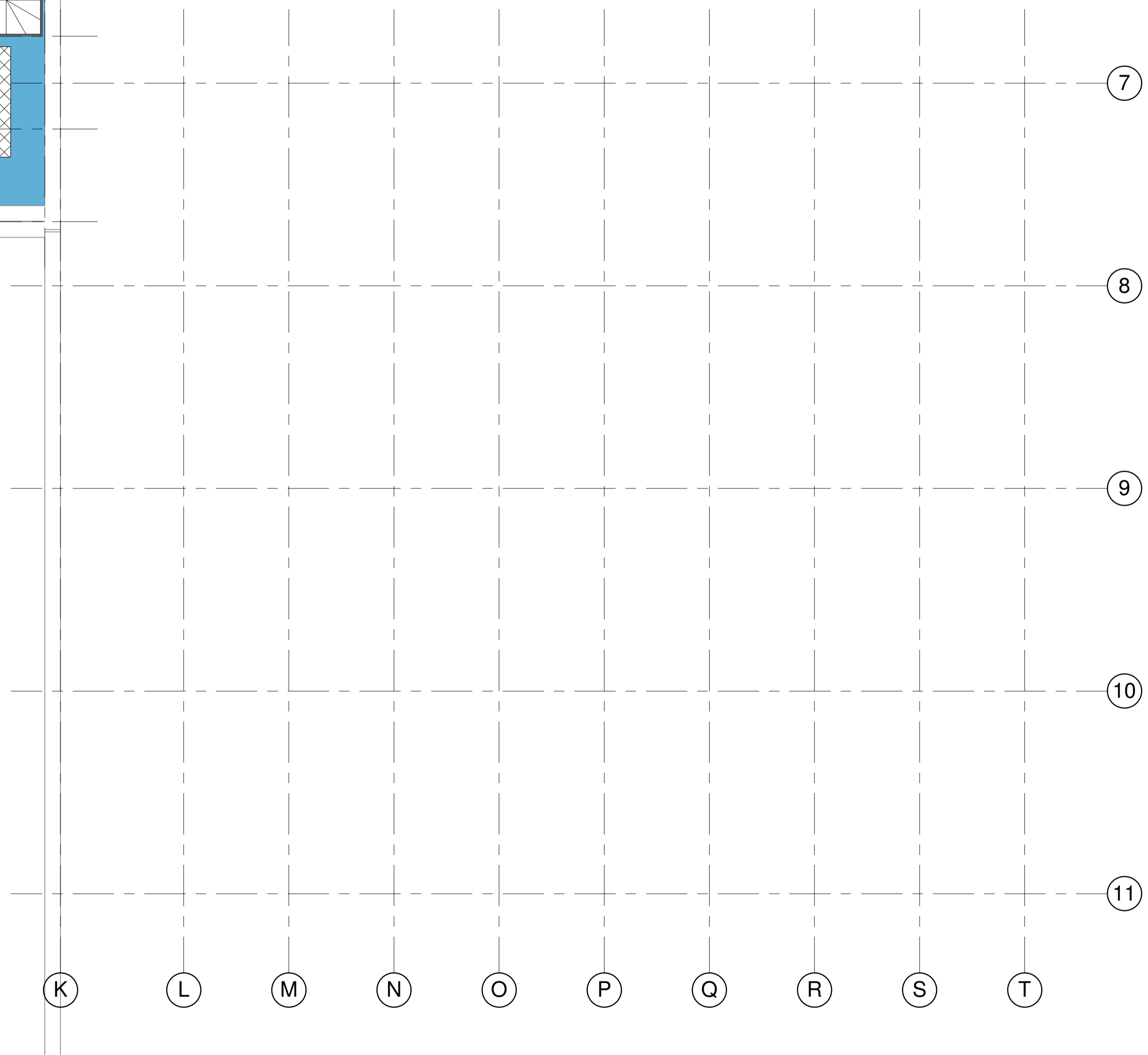


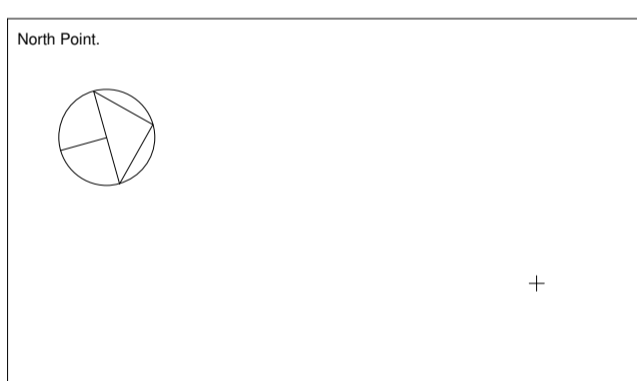
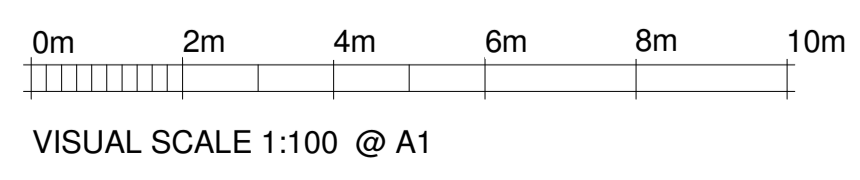
Notes
Copyright: All rights reserved.
This drawing must not be reproduced without permission.
This drawing must not be scaled. Dimensions are in millimetres unless specified.



THE VALE OF GLAMORGAN COUNCIL
SUPERSEDED



1 -1 South Range Basement Floor
1 : 100



Key Plan

Rev.	Date	Rev. Note	By	Check

EWI™
EllisWilliams
Architects
151 Rosebery Avenue,
London
EC1R 4AB
T: +44 (0)20 7841 7200

Job Site			
Barry Pumpouse			
Drawing title			
South Range Basement			
State			
Planning			
Drawn by	date	checked by	Scale at A1
EWA	10/06/14	RF	1 : 100
Job No.	Drawing number		Revision
1899	AG(0)16		
Contractors Drawing No.			