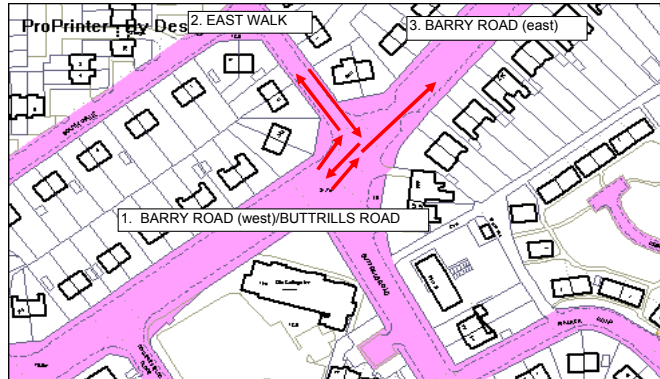




Barry Road - East Walk (A)

5th February 2008

Barry Road (west) or Buttrills Road to Barry Road (east) 1to3
 Barry Road (west) or Buttrills Road to East Walk 1to2
 East Walk to Barry Road or Buttrills Road 2to1



CARS cars
 LCV light commercial vehicles
 MCV medium commercial vehicles
 HCV 2 AXLE heavy commercial vehicles - 2 axle
 HCV 3 AXLE heavy commercial vehicles - 3 axle
 HCV 4+ AXLE heavy commercial vehicles - 4 plus axles
 BUSES buses
 MOTOR CYCLES motor cycles
 CYCLES cycles - count NOT included in vehicle TOTALS

SITE	Barry Road - East Walk (A)	DATE:	05/02/2008
DIR	Barry Road (west) or Buttrills Road to Barry Road (east) 1to3	DAY	Thursday

SITE	Barry Road - East Walk (A)	DATE:	05/02/2008
DIR	Barry Road (west) or Buttrills Road to East Walk 1to2	DAY	Thursday

SITE	Barry Road - East Walk (A)	DATE:	05/02/2008
DIR	East Walk to Barry Road or Buttrills Road 2to1	DAY	Thursday

START PERIOD	CARS	LCV	MCV	HCV 2 AXLE	HCV 3 AXLE	HCV 4+ AXLE	MOTOR BUSES	MOTOR CYCLES	CYCLES	TOTAL
7.00	97	21	0	1	0	0	2	2	0	123
/	67	18	4	1	0	0	1	0	0	91
A	92	17	5	1	0	0	0	0	0	115
M	106	18	1	0	0	0	1	1	0	127
P	104	8	1	1	0	0	1	0	0	115
E	117	10	0	0	0	0	4	0	0	131
A	126	17	0	1	0	0	1	0	0	145
K	123	10	1	1	0	0	0	0	0	135
\	91	9	3	0	0	0	1	0	1	104
9.30	148	14	1	1	0	0	4	0	0	168
10.00	134	18	3	3	0	0	1	0	0	159
10.30	133	27	4	3	0	0	0	0	0	167
11.00	161	14	2	3	1	0	5	0	0	186
11.30	145	31	4	3	0	0	2	0	0	185
12.00	162	18	5	0	1	1	1	0	0	188
12.30	142	22	3	1	1	0	0	1	0	170
13.00	165	19	5	1	0	0	2	1	1	193
13.30	179	18	2	3	0	0	1	1	1	204
14.00	176	33	6	1	0	0	4	1	0	221
14.30	178	19	4	1	0	1	4	1	0	208
15.00	222	16	5	0	0	0	3	0	0	246
15.30	230	30	5	2	0	0	1	0	0	268
/	61	15	1	0	0	0	1	0	0	78
P	106	21	2	0	0	0	1	1	0	131
M	93	10	1	0	0	0	2	0	0	106
P	116	14	3	1	1	0	1	1	1	137
E	101	10	0	0	0	0	2	0	0	113
A	82	9	0	0	0	0	1	0	0	92
K	78	29	0	0	0	0	0	0	0	107
\	104	12	0	0	0	0	2	0	0	118
18.00	189	9	1	0	0	0	1	0	0	200
18.30	148	22	0	0	0	0	0	0	0	170

START PERIOD	CARS	LCV	MCV	HCV 2 AXLE	HCV 3 AXLE	HCV 4+ AXLE	MOTOR BUSES	MOTOR CYCLES	CYCLES	TOTAL
7.00	4	1	0	0	1	0	0	0	0	6
/	0	0	0	0	0	0	0	0	0	0
A	1	0	0	0	0	0	1	0	0	2
M	3	0	0	0	0	0	0	0	0	3
P	1	0	0	0	0	0	0	0	0	1
E	1	1	0	0	0	0	0	0	0	2
A	3	0	0	0	0	0	0	0	0	3
K	6	0	0	0	0	0	0	0	0	6
\	4	0	0	0	0	0	0	0	0	4
9.30	6	1	0	0	0	0	0	0	0	7
10.00	8	1	0	0	0	0	0	0	0	9
10.30	8	0	0	0	0	0	0	0	0	8
11.00	5	0	0	0	0	0	0	0	0	5
11.30	10	0	0	0	0	0	0	0	0	10
12.00	8	2	0	0	0	1	0	0	0	11
12.30	9	0	0	0	0	0	0	0	0	9
13.00	7	2	0	0	0	0	0	0	1	9
13.30	6	2	0	0	0	0	0	0	0	8
14.00	5	0	0	0	0	0	0	0	0	5
14.30	8	0	1	0	0	0	0	0	0	9
15.00	2	1	0	0	0	0	0	0	0	3
15.30	9	1	0	0	0	0	0	0	0	10
/	5	0	0	0	0	0	0	0	0	5
P	3	0	0	0	0	0	0	0	0	3
M	4	0	0	0	0	0	0	0	0	4
P	6	0	0	0	0	0	0	0	0	6
E	3	1	0	0	0	0	0	0	0	4
A	4	0	0	0	0	0	0	0	0	4
K	5	0	0	0	0	0	0	0	0	5
\	4	0	0	0	0	0	0	0	0	4
18.00	5	0	0	0	0	0	0	1	0	6
18.30	1	0	0	0	0	0	0	0	0	1

START PERIOD	CARS	LCV	MCV	HCV 2 AXLE	HCV 3 AXLE	HCV 4+ AXLE	MOTOR BUSES	MOTOR CYCLES	CYCLES	TOTAL
7.00	2	2	0	0	0	0	1	0	0	5
/	2	0	0	0	0	0	0	0	0	2
A	1	0	0	0	0	0	0	0	0	1
M	1	0	0	0	0	0	0	0	0	1
P	6	0	0	0	0	0	0	0	0	6
E	2	0	0	0	0	0	0	0	0	2
A	6	0	0	0	0	0	0	0	0	6
K	3	1	0	1	0	0	0	0	0	5
\	2	0	0	0	0	0	0	0	0	2
9.30	8	0	0	0	0	0	0	0	0	8
10.00	5	0	0	0	0	0	0	0	0	5
10.30	4	2	0	0	0	0	0	0	0	6
11.00	5	0	0	0	0	0	0	0	0	5
11.30	5	1	0	0	0	0	0	0	0	6
12.00	6	1	0	0	0	0	1	0	0	8
12.30	6	0	1	0	0	0	0	0	0	7
13.00	6	0	0	0	0	0	0	0	0	6
13.30	4	1	0	0	0	0	0	0	0	5
14.00	5	0	0	0	1	0	0	0	0	6
14.30	6	0	0	0	0	0	0	0	0	6
15.00	8	2	0	0	0	0	0	0	0	10
15.30	5	0	0	0	0	0	0	0	1	5
/	4	0	0	0	0	0	0	0	0	4
P	3	0	0	0	0	0	0	0	0	3
M	0	1	0	0	0	0	0	0	0	1
P	2	1	0	0	0	0	0	0	0	3
E	3	0	0	0	0	0	0	0	0	3
A	4	0	0	0	0	0	0	0	0	4
K	4	0	0	0	0	0	0	0	0	4
\	4	1	0	0	0	0	0	0	0	5
18.00	1	0	0	0	0	0	0	0	0	1
18.30	1	0	0	0	0	0	0	0	0	1

PK 800 - 0900	453	53	2	2	0	0	7	1	0	518
PK 1630-1730	392	43	4	1	1	0	6	1	1	448
2 HR AM PK	826	107	15	5	0	0	9	1	1	963
2 HR PM PK	741	120	7	1	1	0	10	2	1	882
12 HOUR TOTAL	4176	558	72	29	4	2	50	10	4	4901
% OF TOTAL	85.21	11.39	1.47	0.59	0.08	0.04	1.02	0.20	---	100

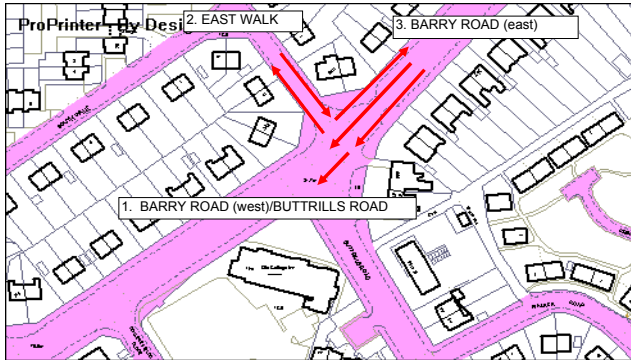
PK 800 - 0900	8	1	0	0	0	0	0	0	0	9
PK 1630-1730	17	1	0	0	0	0	0	0	0	18
2 HR AM PK	19	1	0	0	0	0	1	0	0	21
2 HR PM PK	34	1	0	0	0	0	0	0	0	35
12 HOUR TOTAL	154	13	1	0	1	1	1	1	1	172
% OF TOTAL	89.53	7.56	0.58	0.00	0.58	0.58	0.58	0.58	---	100

PK 800 - 0900	15	0	0	0	0	0	0	0	0	15
PK 1630-1730	9	2	0	0	0	0	0	0	0	11
2 HR AM PK	23	1	0	1	0	0	0	0	0	25
2 HR PM PK	24	3	0	0	0	0	0	0	0	27
12 HOUR TOTAL	124	13	1	1	1	0	2	0	1	142
% OF TOTAL	87.32	9.15	0.70	0.70	0.70	0.00	1.41	0.00	---	100

Barry Road - East Walk (B)

5th February 2008

East Walk to Barry Road (east) 2to3
 Barry Road (east) to East Walk 3to2
 Barry Road (east) to Barry Road (west) or Buttrills Road 3to1



CARS cars
 LCV light commercial vehicles
 MCV medium commercial vehicles
 HCV 2 AXLE heavy commercial vehicles - 2 axle
 HCV 3 AXLE heavy commercial vehicles - 3 axle
 HCV 4+ AXLE heavy commercial vehicles - 4 plus axles
 BUSES buses
 MOTOR CYCLES motor cycles
 CYCLES cycles - count NOT included in vehicle TOTALS

SITE	Barry Road - East Walk (B)	DATE:	05/02/2008
DIR	East Walk to Barry Road (east) 2to3	DAY	Tuesday

SITE	Barry Road - East Walk (B)	DATE:	05/02/2008
DIR	Barry Road (east) to East Walk 3to2	DAY	Tuesday

SITE	Barry Road - East Walk (B)	DATE:	05/02/2008
DIR	Barry Road (east) to Barry Road (west) or Buttrills Road 3to1	DAY	Tuesday

START PERIOD	CARS	LCV	MCV	HCV 2 AXLE	HCV 3 AXLE	HCV 4+ AXLE	BUSES	MOTOR CYCLES	CYCLES	TOTAL
7.00	1	0	0	0	0	0	0	0	0	1
/										
7.30	3	1	0	0	0	0	0	0	0	4
AJ	1	0	0	0	0	0	0	0	0	1
MJ	2	0	0	0	0	0	0	0	0	2
PI	0	0	1	0	0	0	0	0	0	1
EJ	5	0	0	0	0	0	1	0	0	6
AJ	4	1	0	0	0	0	0	0	0	5
KJ	1	0	1	0	0	0	1	0	0	3
\	1	0	0	0	0	0	0	0	0	1
9.30	4	1	0	0	0	0	0	0	0	5
10.00	2	3	0	0	0	0	1	0	0	6
10.30	3	3	0	0	0	0	0	0	0	6
11.00	3	1	0	0	0	0	0	0	0	4
11.30	4	1	0	0	0	0	0	0	0	5
12.00	4	0	0	0	0	0	0	0	0	4
12.30	1	1	1	0	0	0	0	0	0	3
13.00	2	0	0	0	0	0	0	0	0	2
13.30	6	1	1	0	0	0	0	0	0	8
14.00	2	1	0	0	0	0	0	0	1	3
14.30	5	0	0	0	0	0	0	0	1	5
15.00	7	0	0	0	0	0	0	0	0	7
15.30	5	0	0	0	0	0	0	0	1	5
/										
16.00	3	2	0	0	0	0	0	0	0	5
PI	1	1	0	0	0	0	0	0	0	2
MJ	2	0	0	0	0	0	0	0	0	2
PI	5	0	0	0	0	0	0	0	0	5
EJ	5	1	0	0	0	0	0	0	0	6
AJ	2	0	0	0	0	0	0	0	0	2
KJ	3	0	0	0	0	0	0	0	0	3
\	2	0	0	0	0	0	0	0	0	2
18.00	2	1	0	0	0	0	0	0	0	3
18.30	9	0	0	0	0	0	1	0	0	10

START PERIOD	CARS	LCV	MCV	HCV 2 AXLE	HCV 3 AXLE	HCV 4+ AXLE	BUSES	MOTOR CYCLES	CYCLES	TOTAL
7.00	0	0	0	0	0	0	0	0	0	0
/										
7.30	0	0	0	0	0	0	0	0	0	0
AJ	0	0	0	0	0	0	0	0	0	0
MJ	5	0	0	0	0	0	0	0	0	5
PI	1	1	0	0	0	0	1	0	0	3
EJ	2	0	0	0	0	0	0	0	0	2
AJ	4	0	1	1	0	0	1	0	0	7
KJ	4	0	0	0	0	0	0	0	0	4
\	1	0	0	0	0	0	1	0	0	2
9.30	2	3	0	0	0	0	2	0	0	7
10.00	3	1	0	0	0	0	1	0	0	5
10.30	2	1	0	0	0	0	1	0	0	4
11.00	1	0	0	0	0	0	1	0	0	2
11.30	2	1	0	0	0	0	1	0	0	4
12.00	5	0	0	0	0	0	1	0	0	6
12.30	7	0	0	0	0	0	1	0	0	8
13.00	5	0	0	0	0	1	1	0	0	7
13.30	5	1	0	0	0	0	1	0	0	7
14.00	2	0	0	0	0	0	1	0	0	3
14.30	4	1	0	0	0	0	1	0	1	6
15.00	8	0	0	0	0	0	1	0	1	9
15.30	9	0	0	0	0	0	1	0	0	10
/										
16.00	3	0	0	0	0	0	0	0	0	3
PI	1	0	0	0	0	0	1	0	0	2
MJ	0	0	0	0	0	0	0	1	0	1
PI	2	1	0	0	0	0	1	0	0	4
EJ	4	0	0	0	0	0	0	0	1	4
AJ	1	0	0	0	0	0	1	0	0	2
KJ	3	1	0	0	0	0	0	0	0	4
\	2	0	0	0	0	0	0	0	0	2
18.00	4	0	0	0	0	0	0	0	0	4
18.30	3	0	0	0	0	0	0	0	0	3

START PERIOD	CARS	LCV	MCV	HCV 2 AXLE	HCV 3 AXLE	HCV 4+ AXLE	BUSES	MOTOR CYCLES	CYCLES	TOTAL
7.00	46	13	3	1	0	0	0	0	1	63
/										
7.30	43	3	1	2	0	0	1	1	0	51
AJ	55	7	3	1	0	0	1	1	0	68
MJ	59	14	2	1	0	0	4	0	0	80
PI	120	13	2	0	0	0	1	0	0	136
EJ	119	5	2	3	0	0	2	0	0	131
AJ	138	4	2	1	0	0	2	0	0	147
KJ	90	7	2	0	0	0	3	0	0	102
\	75	9	2	1	0	0	1	0	0	88
9.30	114	12	2	0	1	0	2	0	0	131
10.00	103	10	3	0	0	1	2	0	0	119
10.30	108	18	2	1	0	0	0	0	0	129
11.00	126	13	4	1	0	0	1	0	0	145
11.30	141	17	4	4	0	0	4	0	0	170
12.00	135	11	0	0	0	0	3	0	0	149
12.30	149	12	0	4	0	0	0	1	0	166
13.00	150	25	5	0	0	1	1	0	0	182
13.30	134	6	3	2	0	0	1	0	1	146
14.00	130	21	2	0	0	0	0	1	0	154
14.30	159	18	5	3	0	0	2	1	0	188
15.00	230	22	7	1	0	0	2	1	0	263
15.30	211	18	2	0	0	0	3	1	0	235
/										
16.00	100	9	0	0	0	0	3	1	0	113
PI	94	26	3	0	0	0	3	1	0	127
MJ	99	17	0	0	0	0	0	1	0	117
PI	115	14	1	0	0	0	0	0	0	130
EJ	108	12	1	0	0	0	0	0	1	121
AJ	105	8	0	0	0	0	0	0	0	113
KJ	120	8	0	0	0	0	0	0	0	128
\	126	13	0	0	0	0	1	0	2	140
18.00	108	15	0	0	0	0	2	0	1	125
18.30	78	8	1	0	0	0	0	0	0	87

PK 800 - 0900	11	1	1	0	0	0	1	0	0	14
PK 1630-1730	14	1	0	0	0	0	0	0	0	15
2 HR AM PK	17	2	2	0	0	0	2	0	0	23
2 HR PM PK	23	4	0	0	0	0	0	0	0	27
12 HOUR TOTAL	100	19	4	0	0	0	4	0	3	127
% OF TOTAL	78.74	14.96	3.15	0.00	0.00	0.00	3.15	0.00	---	100

PK 800 - 0900	12	1	1	1	0	0	2	0	0	17
PK 1630-1730	7	1	0	0	0	0	2	1	1	11
2 HR AM PK	17	1	1	1	0	0	3	0	0	23
2 HR PM PK	16	2	0	0	0	0	3	1	1	22
12 HOUR TOTAL	95	11	1	1	0	1	20	1	3	130
% OF TOTAL	73.08	8.46	0.77	0.77	0.00	0.77	15.38	0.77	---	100

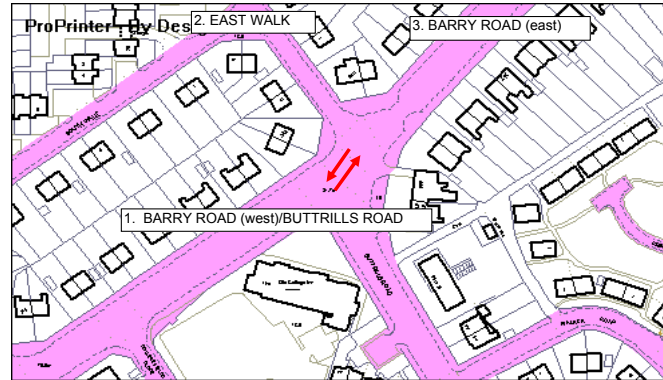
PK 800 - 0900	436	36	8	5	0	0	9	0	0	494
PK 1630-1730	427	51	2	0	0	0	0	1	1	481
2 HR AM PK	699	62	16	9	0	0	15	2	0	803
2 HR PM PK	867	107	5	0	0	0	7	3	3	989
12 HOUR TOTAL	3688	408	64	26	1	2	45	10	6	4244
% OF TOTAL	86.90	9.61	1.51	0.61	0.02	0.05	1.06	0.24	---	100



Barry Road - East Walk

5th February 2008

To Barry Road or Buttrills Road
 From Barry Road or Buttrills Road
 Barry Road or Buttrills Road leg 2way



- CARS cars
- LCV light commercial vehicles
- MCV medium commercial vehicles
- HCV 2 AXLE heavy commercial vehicles - 2 axle
- HCV 3 AXLE heavy commercial vehicles - 3 axle
- HCV 4+ AXLE heavy commercial vehicles - 4 plus axles
- BUSES buses
- MOTOR CYCLES motor cycles
- CYCLES cycles - count NOT included in vehicle TOTALS

SITE	Barry Road - East Walk	DATE:	05/02/2008
DIR	To Barry Road or Buttrills Road	DAY	Thursday

SITE	Barry Road - East Walk	DATE:	05/02/2008
DIR	From Barry Road or Buttrills Road	DAY	Thursday

SITE	Barry Road - East Walk	DATE:	05/02/2008
DIR	Barry Road or Buttrills Road leg 2way	DAY	Thursday

START PERIOD	CARS	LCV	MCV	HCV 2 AXLE	HCV 3 AXLE	HCV 4+ AXLE	BUSES	MOTOR CYCLES	CYCLES	TOTAL
7.00	48	15	3	1	0	0	1	0	1	68
/										
7.30	45	3	1	2	0	0	1	1	0	53
AJ	56	7	3	1	0	0	1	1	0	69
MJ	60	14	2	1	0	0	4	0	0	81
PI	126	13	2	0	0	0	1	0	0	142
EJ	121	5	2	3	0	0	2	0	0	133
AJ	144	4	2	1	0	0	2	0	0	153
KJ	93	8	2	1	0	0	3	0	0	107
\	77	9	2	1	0	0	1	0	0	90
9.30	122	12	2	0	1	0	2	0	0	139
10.00	108	10	3	0	0	1	2	0	0	124
10.30	112	20	2	1	0	0	0	0	0	135
11.00	131	13	4	1	0	0	1	0	0	150
11.30	146	18	4	4	0	0	4	0	0	176
12.00	141	12	0	0	0	0	4	0	0	157
12.30	155	12	1	4	0	0	0	1	0	173
13.00	156	25	5	0	0	1	1	0	0	188
13.30	138	7	3	2	0	0	1	0	1	151
14.00	135	21	2	0	1	0	0	1	0	160
14.30	165	18	5	3	0	0	2	1	0	194
15.00	238	24	7	1	0	0	2	1	0	273
15.30	216	18	2	0	0	0	3	1	1	240
/										
16.00	104	9	0	0	0	0	3	1	0	117
PI	97	26	3	0	0	0	3	1	0	130
MJ	99	18	0	0	0	0	0	1	0	118
PI	117	15	1	0	0	0	0	0	0	133
EJ	111	12	1	0	0	0	0	0	1	124
AJ	109	8	0	0	0	0	0	0	0	117
KJ	124	8	0	0	0	0	0	0	0	132
\	130	14	0	0	0	0	1	0	2	145
18.00	109	15	0	0	0	0	2	0	1	126
18.30	79	8	1	0	0	0	0	0	0	88

START PERIOD	CARS	LCV	MCV	HCV 2 AXLE	HCV 3 AXLE	HCV 4+ AXLE	BUSES	MOTOR CYCLES	CYCLES	TOTAL
7.00	101	22	0	1	1	0	2	2	0	129
/										
7.30	67	18	4	1	0	0	1	0	0	91
AJ	93	17	5	1	0	0	1	0	0	117
MJ	109	18	1	0	0	0	1	1	0	130
PI	105	8	1	1	0	0	1	0	0	116
EJ	118	11	0	0	0	0	4	0	0	133
AJ	129	17	0	1	0	0	1	0	0	148
KJ	129	10	1	1	0	0	0	0	0	141
\	95	9	3	0	0	0	1	0	1	108
9.30	154	15	1	1	0	0	4	0	0	175
10.00	142	19	3	3	0	0	1	0	0	168
10.30	141	27	4	3	0	0	0	0	0	175
11.00	166	14	2	3	1	0	5	0	0	191
11.30	155	31	4	3	0	0	2	0	0	195
12.00	170	20	5	0	1	2	1	0	0	199
12.30	151	22	3	1	1	0	0	1	0	179
13.00	172	21	5	1	0	0	2	1	2	202
13.30	185	20	2	3	0	0	1	1	1	212
14.00	181	33	6	1	0	0	4	1	0	226
14.30	186	19	5	1	0	1	4	1	0	217
15.00	224	17	5	0	0	0	3	0	0	249
15.30	239	31	5	2	0	0	1	0	0	278
/										
16.00	66	15	1	0	0	0	1	0	0	83
PI	109	21	2	0	0	0	1	1	0	134
MJ	97	10	1	0	0	0	2	0	0	110
PI	122	14	3	1	1	0	1	1	1	143
EJ	104	11	0	0	0	0	2	0	0	117
AJ	86	9	0	0	0	0	1	0	0	96
KJ	83	29	0	0	0	0	0	0	0	112
\	108	12	0	0	0	0	2	0	0	122
18.00	194	9	1	0	0	0	1	1	0	206
18.30	149	22	0	0	0	0	0	0	0	171

START PERIOD	CARS	LCV	MCV	HCV 2 AXLE	HCV 3 AXLE	HCV 4+ AXLE	BUSES	MOTOR CYCLES	CYCLES	TOTAL
7.00	149	37	3	2	1	0	3	2	1	197
/										
7.30	112	21	5	3	0	0	2	1	0	144
AJ	149	24	8	2	0	0	2	1	0	186
MJ	169	32	3	1	0	0	5	1	0	211
PI	231	21	3	1	0	0	2	0	0	258
EJ	239	16	2	3	0	0	6	0	0	266
AJ	273	21	2	2	0	0	3	0	0	301
KJ	222	18	3	2	0	0	3	0	0	248
\	172	18	5	1	0	0	2	0	1	198
9.30	276	27	3	1	1	0	6	0	0	314
10.00	250	29	6	3	0	1	3	0	0	292
10.30	253	47	6	4	0	0	0	0	0	310
11.00	297	27	6	4	1	0	6	0	0	341
11.30	301	49	8	7	0	0	6	0	0	371
12.00	311	32	5	0	1	2	5	0	0	356
12.30	306	34	4	5	1	0	0	2	0	352
13.00	328	46	10	1	0	1	3	1	2	390
13.30	323	27	5	5	0	0	2	1	2	363
14.00	316	54	8	1	1	0	4	2	0	386
14.30	351	37	10	4	0	1	6	2	0	411
15.00	462	41	12	1	0	0	5	1	0	522
15.30	455	49	7	2	0	0	4	1	1	518
/										
16.00	170	24	1	0	0	0	4	1	0	200
PI	206	47	5	0	0	0	4	2	0	264
MJ	196	28	1	0	0	0	2	1	0	228
PI	239	29	4	1	1	0	1	1	1	276
EJ	215	23	1	0	0	0	2	0	1	241
AJ	195	17	0	0	0	0	1	0	0	213
KJ	207	37	0	0	0	0	0	0	0	244
\	238	26	0	0	0	0	3	0	2	267
18.00	303	24	1	0	0	0	3	1	1	332
18.30	228	30	1	0	0	0	0	0	0	259

PERIOD	CARS	LCV	MCV	HCV 2 AXLE	HCV 3 AXLE	HCV 4+ AXLE	BUSES	MOTOR CYCLES	CYCLES	TOTAL
PK 800 - 0900	451	36	8	5	0	0	9	0	0	509
PK 1630-1730	436	53	2	0	0	0	0	1	1	492
2 HR AM PK	722	63	16	10	0	0	15	2	0	828
2 HR PM PK	891	110	5	0	0	0	7	3	3	1016
12 HOUR TOTAL	3812	421	65	27	2	2	47	10	7	4386
% OF TOTAL	86.91	9.60	1.48	0.62	0.05	0.05	1.07	0.23	---	100

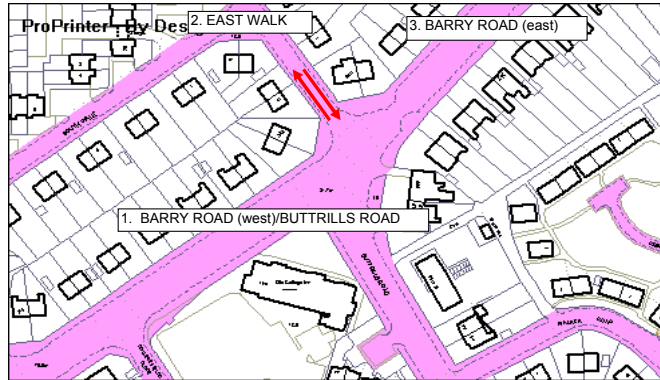
PERIOD	CARS	LCV	MCV	HCV 2 AXLE	HCV 3 AXLE	HCV 4+ AXLE	BUSES	MOTOR CYCLES	CYCLES	TOTAL
PK 800 - 0900	461	54	2	2	0	0	7	1	0	527
PK 1630-1730	409	44	4	1	1	0	6	1	1	466
2 HR AM PK	845	108	15	5	0	0	10	1	1	984
2 HR PM PK	775	121	7	1	1	0	10	2	1	917
12 HOUR TOTAL	4330	571	73	29	5	3	51	11	5	5073
% OF TOTAL	85.35	11.26	1.44	0.57	0.10	0.06	1.01	0.22	---	100

PERIOD	CARS	LCV	MCV	HCV 2 AXLE	HCV 3 AXLE	HCV 4+ AXLE	BUSES	MOTOR CYCLES	CYCLES	TOTAL
PK 800 - 0900	912	90	10	7	0	0	16	1	0	1036
PK 1630-1730	845	97	6	1	1	0	6	2	2	958
2 HR AM PK	1567	171	31	15	0	0	25	3	1	1812
2 HR PM PK	1666	231	12	1	1	0	17	5	4	1933
12 HOUR TOTAL	8142	992	138	56	7	5	98	21	12	9459
% OF TOTAL	86.08	10.49	1.46	0.59	0.07	0.05	1.04	0.22	---	100

Barry Road - East Walk

5th February 2008

To East Walk
From East Walk
East Walk leg - 2way



CARS cars
LCV light commercial vehicles
MCV medium commercial vehicles
HCV 2 AXLE heavy commercial vehicles - 2 axle
HCV 3 AXLE heavy commercial vehicles - 3 axle
HCV 4+ AXLE heavy commercial vehicles - 4 plus axles
BUSES buses
MOTOR CYCLES motor cycles
CYCLES cycles - count NOT included in vehicle TOTALS

SITE	Barry Road - East Walk	DATE:	05/02/2008
DIR	To East Walk	DAY	Thursday

SITE	Barry Road - East Walk	DATE:	05/02/2008
DIR	From East Walk	DAY	Thursday

SITE	Barry Road - East Walk	DATE:	05/02/2008
DIR	East Walk leg - 2way	DAY	Thursday

START PERIOD	CARS	LCV	MCV	HCV 2 AXLE	HCV 3 AXLE	HCV 4+ AXLE	MOTOR BUSES	MOTOR CYCLES	CYCLES	TOTAL
7.00	4	1	0	0	1	0	0	0	0	6
/	0	0	0	0	0	0	0	0	0	0
A	1	0	0	0	0	0	1	0	0	2
M	8	0	0	0	0	0	0	0	0	8
P	2	1	0	0	0	0	1	0	0	4
E	3	1	0	0	0	0	0	0	0	4
A	7	0	1	1	0	0	1	0	0	10
K	10	0	0	0	0	0	0	0	0	10
\	9.15	5	0	0	0	0	1	0	0	6
9.30	8	4	0	0	0	0	2	0	0	14
10.00	11	2	0	0	0	0	1	0	0	14
10.30	10	1	0	0	0	0	1	0	0	12
11.00	6	0	0	0	0	0	1	0	0	7
11.30	12	1	0	0	0	0	1	0	0	14
12.00	13	2	0	0	0	1	1	0	0	17
12.30	16	0	0	0	0	0	1	0	0	17
13.00	12	2	0	0	0	1	1	0	1	16
13.30	11	3	0	0	0	0	1	0	0	15
14.00	7	0	0	0	0	0	1	0	0	8
14.30	12	1	1	0	0	0	1	0	1	15
15.00	10	1	0	0	0	0	1	0	1	12
15.30	18	1	0	0	0	0	1	0	0	20
/	8	0	0	0	0	0	0	0	0	8
P	4	0	0	0	0	0	1	0	0	5
M	4	0	0	0	0	0	0	1	0	5
P	8	1	0	0	0	0	1	0	0	10
E	7	1	0	0	0	0	0	0	1	8
A	5	0	0	0	0	0	1	0	0	6
K	8	1	0	0	0	0	0	0	0	9
\	17.45	6	0	0	0	0	0	0	0	6
18.00	9	0	0	0	0	0	0	1	0	10
18.30	4	0	0	0	0	0	0	0	0	4

START PERIOD	CARS	LCV	MCV	HCV 2 AXLE	HCV 3 AXLE	HCV 4+ AXLE	MOTOR BUSES	MOTOR CYCLES	CYCLES	TOTAL
7.00	3	2	0	0	0	0	1	0	0	6
/	5	1	0	0	0	0	0	0	0	6
A	2	0	0	0	0	0	0	0	0	2
M	3	0	0	0	0	0	0	0	0	3
P	6	0	1	0	0	0	0	0	0	7
E	7	0	0	0	0	0	1	0	0	8
A	10	1	0	0	0	0	0	0	0	11
K	4	1	1	1	0	0	1	0	0	8
\	3	0	0	0	0	0	0	0	0	3
9.30	12	1	0	0	0	0	0	0	0	13
10.00	7	3	0	0	0	0	1	0	0	11
10.30	7	5	0	0	0	0	0	0	0	12
11.00	8	1	0	0	0	0	0	0	0	9
11.30	9	2	0	0	0	0	0	0	0	11
12.00	10	1	0	0	0	0	1	0	0	12
12.30	7	1	2	0	0	0	0	0	0	10
13.00	8	0	0	0	0	0	0	0	0	8
13.30	10	2	1	0	0	0	0	0	0	13
14.00	7	1	0	0	1	0	0	0	1	9
14.30	11	0	0	0	0	0	0	0	1	11
15.00	15	2	0	0	0	0	0	0	0	17
15.30	10	0	0	0	0	0	0	0	2	10
/	7	2	0	0	0	0	0	0	0	9
P	4	1	0	0	0	0	0	0	0	5
M	2	1	0	0	0	0	0	0	0	3
P	7	1	0	0	0	0	0	0	0	8
E	8	1	0	0	0	0	0	0	0	9
A	6	0	0	0	0	0	0	0	0	6
K	7	0	0	0	0	0	0	0	0	7
\	6	1	0	0	0	0	0	0	0	7
18.00	3	1	0	0	0	0	0	0	0	4
18.30	10	0	0	0	0	0	1	0	0	11

START PERIOD	CARS	LCV	MCV	HCV 2 AXLE	HCV 3 AXLE	HCV 4+ AXLE	MOTOR BUSES	MOTOR CYCLES	CYCLES	TOTAL
7.00	7	3	0	0	1	0	1	0	0	12
/	5	1	0	0	0	0	0	0	0	6
A	3	0	0	0	0	0	1	0	0	4
M	11	0	0	0	0	0	0	0	0	11
P	8	1	1	0	0	0	1	0	0	11
E	10	1	0	0	0	0	1	0	0	12
A	17	1	1	1	0	0	1	0	0	21
K	14	1	1	1	0	0	1	0	0	18
\	8	0	0	0	0	0	1	0	0	9
9.30	20	5	0	0	0	0	2	0	0	27
10.00	18	5	0	0	0	0	2	0	0	25
10.30	17	6	0	0	0	0	1	0	0	24
11.00	14	1	0	0	0	0	1	0	0	16
11.30	21	3	0	0	0	0	1	0	0	25
12.00	23	3	0	0	0	1	2	0	0	29
12.30	23	1	2	0	0	0	1	0	0	27
13.00	20	2	0	0	0	1	1	0	1	24
13.30	21	5	1	0	0	0	1	0	0	28
14.00	14	1	0	0	1	0	1	0	1	17
14.30	23	1	1	0	0	0	1	0	2	26
15.00	25	3	0	0	0	0	1	0	1	29
15.30	28	1	0	0	0	0	1	0	2	30
/	15	2	0	0	0	0	0	0	0	17
P	8	1	0	0	0	0	1	0	0	10
M	6	1	0	0	0	0	0	1	0	8
P	15	2	0	0	0	0	1	0	0	18
E	15	2	0	0	0	0	0	0	1	17
A	11	0	0	0	0	0	1	0	0	12
K	15	1	0	0	0	0	0	0	0	16
\	12	1	0	0	0	0	0	0	0	13
18.00	12	1	0	0	0	0	0	1	0	14
18.30	14	0	0	0	0	0	1	0	0	15

PK 800 - 0900	20	2	1	1	0	0	2	0	0	26
PK 1630-1730	24	2	0	0	0	0	2	1	1	29
2 HR AM PK	36	2	1	1	0	0	4	0	0	44
2 HR PM PK	50	3	0	0	0	0	3	1	1	57
12 HOUR TOTAL	249	24	2	1	1	2	21	2	4	302
% OF TOTAL	82.45	7.95	0.66	0.33	0.33	0.66	6.95	0.66	---	100

PK 800 - 0900	26	1	1	0	0	0	1	0	0	29
PK 1630-1730	23	3	0	0	0	0	0	0	0	26
2 HR AM PK	40	3	2	1	0	0	2	0	0	48
2 HR PM PK	47	7	0	0	0	0	0	0	0	54
12 HOUR TOTAL	224	32	5	1	1	0	6	0	4	269
% OF TOTAL	83.27	11.90	1.86	0.37	0.37	0.00	2.23	0.00	---	100

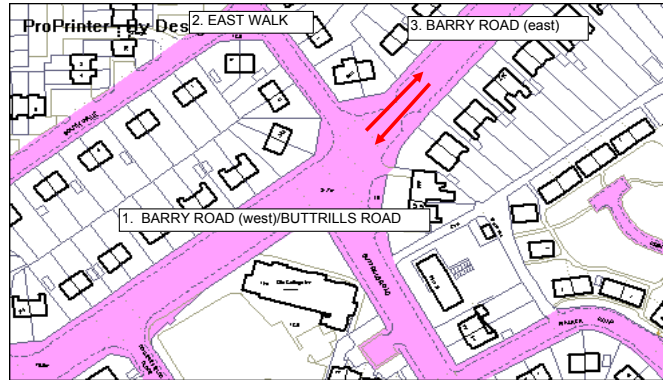
PK 800 - 0900	46	3	2	1	0	0	3	0	0	55
PK 1630-1730	47	5	0	0	0	0	2	1	1	55
2 HR AM PK	76	5	3	2	0	0	6	0	0	92
2 HR PM PK	97	10	0	0	0	0	3	1	1	111
12 HOUR TOTAL	473	56	7	2	2	2	27	2	8	571
% OF TOTAL	82.84	9.81	1.23	0.35	0.35	0.35	4.73	0.35	---	100



Barry Road - East Walk

5th February 2008

To Barry Road (east)
From Barry Road (east)
Barry Road (east) leg - 2way



- CARS cars
- LCV light commercial vehicles
- MCV medium commercial vehicles
- HCV 2 AXLE heavy commercial vehicles - 2 axle
- HCV 3 AXLE heavy commercial vehicles - 3 axle
- HCV 4+ AXLE heavy commercial vehicles - 4 plus axles
- BUSES buses
- MOTOR CYCLES motor cycles
- CYCLES cycles - count NOT included in vehicle TOTALS

SITE	Barry Road - East Walk	DATE:	05/02/2008
DIR	To Barry Road (east)	DAY	Thursday

SITE	Barry Road - East Walk	DATE:	05/02/2008
DIR	From Barry Road (east)	DAY	Thursday

SITE	Barry Road - East Walk	DATE:	05/02/2008
DIR	Barry Road (east) leg - 2way	DAY	Thursday

START PERIOD	CARS	LCV	MCV	HCV 2 AXLE	HCV 3 AXLE	HCV 4+ AXLE	MOTOR BUSES	MOTOR CYCLES	CYCLES	TOTAL
7.00	98	21	0	1	0	0	2	2	0	124
/	70	19	4	1	0	0	1	0	0	95
AI	93	17	5	1	0	0	0	0	0	116
MI	108	18	1	0	0	0	1	1	0	129
PI	104	8	2	1	0	0	1	0	0	116
EI	122	10	0	0	0	0	5	0	0	137
AI	130	18	0	1	0	0	1	0	0	150
KI	124	10	2	1	0	0	1	0	0	138
\	92	9	3	0	0	0	1	0	1	105
9.30	152	15	1	1	0	0	4	0	0	173
10.00	136	21	3	3	0	0	2	0	0	165
10.30	136	30	4	3	0	0	0	0	0	173
11.00	164	15	2	3	1	0	5	0	0	190
11.30	149	32	4	3	0	0	2	0	0	190
12.00	166	18	5	0	1	1	1	0	0	192
12.30	143	23	4	1	1	0	0	1	0	173
13.00	167	19	5	1	0	0	2	1	1	195
13.30	185	19	3	3	0	0	1	1	1	212
14.00	178	34	6	1	0	0	4	1	1	224
14.30	183	19	4	1	0	1	4	1	1	213
15.00	229	16	5	0	0	0	3	0	0	253
15.30	235	30	5	2	0	0	1	0	1	273
/	64	17	1	0	0	0	1	0	0	83
PI	107	22	2	0	0	0	1	1	0	133
MI	95	10	1	0	0	0	2	0	0	108
PI	121	14	3	1	1	0	1	1	1	142
EI	106	11	0	0	0	0	2	0	0	119
AI	84	9	0	0	0	0	1	0	0	94
KI	81	29	0	0	0	0	0	0	0	110
\	106	12	0	0	0	0	2	0	0	120
18.00	191	10	1	0	0	0	1	0	0	203
18.30	157	22	0	0	0	0	1	0	0	180

START PERIOD	CARS	LCV	MCV	HCV 2 AXLE	HCV 3 AXLE	HCV 4+ AXLE	MOTOR BUSES	MOTOR CYCLES	CYCLES	TOTAL
7.00	46	13	3	1	0	0	0	0	1	63
/	43	3	1	2	0	0	1	1	0	51
AI	55	7	3	1	0	0	1	1	0	68
MI	64	14	2	1	0	0	4	0	0	85
PI	121	14	2	0	0	0	2	0	0	139
EI	121	5	2	3	0	0	2	0	0	133
AI	142	4	3	2	0	0	3	0	0	154
KI	94	7	2	0	0	0	3	0	0	106
\	76	9	2	1	0	0	2	0	0	90
9.30	116	15	2	0	1	0	4	0	0	138
10.00	106	11	3	0	0	1	3	0	0	124
10.30	110	19	2	1	0	0	1	0	0	133
11.00	127	13	4	1	0	0	2	0	0	147
11.30	143	18	4	4	0	0	5	0	0	174
12.00	140	11	0	0	0	0	4	0	0	155
12.30	156	12	0	4	0	0	1	1	0	174
13.00	155	25	5	0	0	2	2	0	0	189
13.30	139	7	3	2	0	0	2	0	1	153
14.00	132	21	2	0	0	0	1	1	0	157
14.30	163	19	5	3	0	0	3	1	1	194
15.00	238	22	7	1	0	0	3	1	1	272
15.30	220	18	2	0	0	0	4	1	0	245
/	103	9	0	0	0	0	3	1	0	116
PI	95	26	3	0	0	0	4	1	0	129
MI	99	17	0	0	0	0	0	2	0	118
PI	117	15	1	0	0	0	1	0	0	134
EI	112	12	1	0	0	0	0	0	2	125
AI	106	8	0	0	0	0	1	0	0	115
KI	123	9	0	0	0	0	0	0	0	132
\	128	13	0	0	0	0	1	0	2	142
18.00	112	15	0	0	0	0	2	0	1	129
18.30	81	8	1	0	0	0	0	0	0	90

START PERIOD	CARS	LCV	MCV	HCV 2 AXLE	HCV 3 AXLE	HCV 4+ AXLE	MOTOR BUSES	MOTOR CYCLES	CYCLES	TOTAL
7.00	144	34	3	2	0	0	2	2	1	187
/	113	22	5	3	0	0	2	1	0	146
AI	148	24	8	2	0	0	0	1	1	184
MI	172	32	3	1	0	0	5	1	0	214
PI	225	22	4	1	0	0	3	0	0	255
EI	243	15	2	3	0	0	7	0	0	270
AI	272	22	3	3	0	0	4	0	0	304
KI	218	17	4	1	0	0	4	0	0	244
\	168	18	5	1	0	0	3	0	1	195
9.30	268	30	3	1	1	0	8	0	0	311
10.00	242	32	6	3	0	1	5	0	0	289
10.30	246	49	6	4	0	0	1	0	0	306
11.00	291	28	6	4	1	0	7	0	0	337
11.30	292	50	8	7	0	0	7	0	0	364
12.00	306	29	5	0	1	1	5	0	0	347
12.30	299	35	4	5	1	0	1	2	0	347
13.00	322	44	10	1	0	2	4	1	1	384
13.30	324	26	6	5	0	0	3	1	2	365
14.00	310	55	8	1	0	0	5	2	1	381
14.30	346	38	9	4	0	1	7	2	2	407
15.00	467	38	12	1	0	0	6	1	1	525
15.30	455	48	7	2	0	0	5	1	1	518
/	167	26	1	0	0	0	4	1	0	199
PI	202	48	5	0	0	0	5	2	0	262
MI	194	27	1	0	0	0	2	2	0	226
PI	238	29	4	1	1	0	2	1	1	276
EI	218	23	1	0	0	0	2	0	2	244
AI	190	17	0	0	0	0	2	0	0	209
KI	204	38	0	0	0	0	0	0	0	242
\	234	25	0	0	0	0	3	0	2	262
18.00	303	25	1	0	0	0	3	0	1	332
18.30	238	30	1	0	0	0	1	0	0	270

PERIOD	CARS	LCV	MCV	HCV 2 AXLE	HCV 3 AXLE	HCV 4+ AXLE	MOTOR BUSES	MOTOR CYCLES	CYCLES	TOTAL
PK 800 - 0900	464	54	3	2	0	0	8	1	0	532
PK 1630-1730	406	44	4	1	1	0	6	1	1	463
2 HR AM PK	843	109	17	5	0	0	11	1	1	986
2 HR PM PK	764	124	7	1	1	0	10	2	1	909
12 HOUR TOTAL	4276	577	76	29	4	2	54	10	7	5028
% OF TOTAL	85.04	11.48	1.51	0.58	0.08	0.04	1.07	0.20	---	100

PERIOD	CARS	LCV	MCV	HCV 2 AXLE	HCV 3 AXLE	HCV 4+ AXLE	MOTOR BUSES	MOTOR CYCLES	CYCLES	TOTAL
PK 800 - 0900	448	37	9	6	0	0	11	0	0	511
PK 1630-1730	434	52	2	0	0	0	2	2	2	492
2 HR AM PK	716	63	17	10	0	0	18	2	0	826
2 HR PM PK	883	109	5	0	0	0	10	4	4	1011
12 HOUR TOTAL	3783	419	65	27	1	3	65	11	9	4374
% OF TOTAL	86.49	9.58	1.49	0.62	0.02	0.07	1.49	0.25	---	100

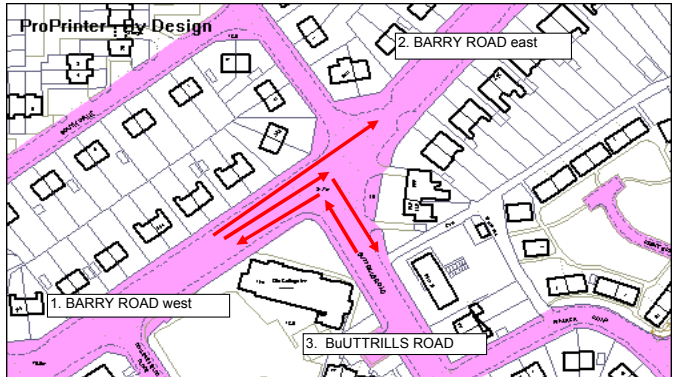
PERIOD	CARS	LCV	MCV	HCV 2 AXLE	HCV 3 AXLE	HCV 4+ AXLE	MOTOR BUSES	MOTOR CYCLES	CYCLES	TOTAL
PK 800 - 0900	912	91	12	8	0	0	19	1	0	1043
PK 1630-1730	840	96	6	1	1	0	8	3	3	955
2 HR AM PK	1559	172	34	15	0	0	29	3	1	1812
2 HR PM PK	1647	233	12	1	1	0	20	6	5	1920
12 HOUR TOTAL	8059	996	141	56	5	5	119	21	16	9402
% OF TOTAL	85.72	10.59	1.50	0.60	0.05	0.05	1.27	0.22	---	100



Buttrills Road - Barry Road (A1)

14th September 2007

Barry Road west to Barry Road east (1to2)
 Barry Road west to Buttrills Road (1to3)
 Buttrills Road to Barry Road west (3to1)



CARS cars
 LCV light commercial vehicles
 MCV medium commercial vehicles
 HCV 2 AXLE heavy commercial vehicles - 2 axle
 HCV 3 AXLE heavy commercial vehicles - 3 axle
 HCV 4+ AXLE heavy commercial vehicles - 4 plus axles
 BUSES buses
 MOTOR CYCLES motor cycles
 CYCLES cycles - count NOT included in vehicle TOTALS

SITE	Buttrills Road - Barry Road (A1)	DATE:	14/09/07
DIR	Barry Road west to Barry Road east (1to2)	DAY	Friday

SITE	Buttrills Road - Barry Road (A1)	DATE:	14/09/07
DIR	Barry Road west to Buttrills Road (1to3)	DAY	Friday

SITE	Buttrills Road - Barry Road (A1)	DATE:	14/09/07
DIR	Buttrills Road to Barry Road west (3to1)	DAY	Friday

START PERIOD	CARS	LCV	MCV	HCV 2 AXLE	HCV 3 AXLE	HCV 4+ AXLE	BUSES	MOTOR CYCLES	CYCLES	TOTAL
7.00	65	26	1	2	0	0	3	1	3	98
/										
7.30	52	18	1	0	0	0	0	2	2	73
AJ										
7.45	87	21	1	0	0	0	1	0	0	110
MJ										
8.00	88	14	0	0	0	0	1	0	0	103
PI										
8.15	106	16	4	0	0	0	0	0	0	126
EJ										
8.30	124	6	3	1	0	1	1	1	0	137
AJ										
8.45	126	12	1	1	0	0	5	0	0	145
KJ										
9.00	137	12	2	2	1	0	1	1	2	156
\										
9.15	89	4	0	2	1	0	2	0	0	98
9.30	150	22	4	5	0	0	2	1	1	184
10.00	152	19	2	3	0	1	1	1	1	179
10.30	128	15	3	4	1	0	3	0	1	154
11.00	170	17	3	2	0	0	3	0	0	195
11.30	173	17	4	2	0	0	6	1	0	203
12.00	186	20	7	0	0	0	1	2	0	216
12.30	174	17	3	1	0	0	5	0	0	200
13.00	181	19	5	3	0	0	1	2	0	211
13.30	177	9	6	0	0	0	2	5	1	199
14.00	173	12	3	2	0	0	2	1	0	193
14.30	212	25	4	1	0	0	4	2	0	248
15.00	192	14	6	1	0	0	3	3	0	219
15.30	255	17	4	3	0	0	5	3	3	287
/										
16.00	111	8	1	0	0	0	6	1	2	127
PI										
16.15	123	13	0	0	0	0	0	1	0	137
MJ										
16.30	89	12	0	1	0	0	1	0	0	103
PI										
16.45	104	19	1	0	0	0	2	0	1	126
EJ										
17.00	99	7	0	0	0	0	0	0	0	106
AJ										
17.15	85	15	0	0	0	0	1	0	0	101
KJ										
17.30	101	11	1	0	0	0	1	0	3	114
\										
17.45	88	6	2	0	0	0	1	1	0	98
18.00	200	17	1	0	0	0	1	1	4	220
18.30	169	16	0	1	0	0	2	3	0	191

START PERIOD	CARS	LCV	MCV	HCV 2 AXLE	HCV 3 AXLE	HCV 4+ AXLE	BUSES	MOTOR CYCLES	CYCLES	TOTAL
7.00	40	4	0	1	0	0	1	1	0	47
/										
7.30	41	9	1	0	1	0	1	0	0	53
AJ										
7.45	38	8	0	0	0	0	1	2	0	49
MJ										
8.00	59	6	0	2	0	0	1	0	0	68
PI										
8.15	86	7	1	2	0	0	2	0	0	98
EJ										
8.30	97	5	2	0	0	0	3	0	0	107
AJ										
8.45	109	8	1	0	0	0	0	1	0	119
KJ										
9.00	71	4	1	1	0	1	0	0	0	78
\										
9.15	61	5	0	0	0	0	3	0	1	69
9.30	88	4	0	1	1	0	2	1	0	97
10.00	85	9	0	1	0	0	1	0	0	96
10.30	104	7	0	0	0	0	3	1	0	115
11.00	116	11	0	1	0	0	1	2	0	131
11.30	82	7	0	0	0	0	1	1	0	91
12.00	102	4	0	0	0	2	0	3	0	111
12.30	114	6	2	1	0	0	1	0	0	124
13.00	84	6	1	1	0	0	2	2	0	96
13.30	99	10	2	0	0	0	0	1	0	112
14.00	122	6	3	1	0	0	1	0	0	133
14.30	111	8	0	1	0	0	3	0	0	123
15.00	166	8	0	2	0	0	1	0	0	177
15.30	155	6	2	1	0	0	1	1	0	166
/										
16.00	66	5	0	0	0	0	2	1	0	74
PI										
16.15	51	2	0	0	0	0	2	0	0	55
MJ										
16.30	64	2	0	0	1	0	1	0	0	68
PI										
16.45	35	3	0	0	0	0	0	0	0	38
EJ										
17.00	59	3	1	0	0	0	1	0	0	64
AJ										
17.15	40	6	1	0	0	0	1	0	0	48
KJ										
17.30	41	3	0	0	0	0	1	0	0	45
\										
17.45	42	5	0	0	0	0	1	1	1	49
18.00	63	1	0	0	0	0	0	0	0	64
18.30	43	0	0	0	0	0	3	0	0	46

START PERIOD	CARS	LCV	MCV	HCV 2 AXLE	HCV 3 AXLE	HCV 4+ AXLE	BUSES	MOTOR CYCLES	CYCLES	TOTAL
7.00	20	6	0	1	0	0	6	0	1	33
/										
7.30	24	3	1	0	0	0	3	1	0	32
AJ										
7.45	26	4	0	0	0	0	3	0	0	33
MJ										
8.00	50	8	0	2	0	0	1	0	0	61
PI										
8.15	66	4	0	1	0	0	1	1	0	73
EJ										
8.30	56	4	1	0	0	0	1	0	0	62
AJ										
8.45	58	0	1	0	0	0	0	0	0	59
KJ										
9.00	65	1	0	0	0	0	1	0	0	67
\										
9.15	62	3	1	1	0	0	0	1	0	68
9.30	86	9	1	1	1	0	0	2	0	100
10.00	100	8	0	1	1	0	2	1	0	113
10.30	101	11	0	1	0	0	1	0	0	114
11.00	90	20	2	1	0	0	4	1	0	118
11.30	141	13	2	0	1	0	2	1	1	160
12.00	128	16	1	3	0	0	3	1	0	152
12.30	108	7	1	1	0	0	0	2	0	119
13.00	123	12	3	4	1	0	3	1	0	147
13.30	127	3	1	5	0	0	1	1	0	138
14.00	147	16	3	0	0	0	4	0	0	170
14.30	148	12	2	2	0	0	11	0	0	175
15.00	209	13	3	1	0	0	3	0	0	229
15.30	212	12	1	1	1	0	4	0	0	231
/										
16.00	75	11	0	1	0	0	0	3	2	90
PI										
16.15	81	6	0	1	0	0	1	0	0	89
MJ										
16.30	86	3	1	0	0	0	1	0	0	91
PI										
16.45	82	6	0	0	0	0	0	0	0	88
EJ										
17.00	83	3	1	0	0	0	1	0	0	88
AJ										
17.15	65	7	1	0	0	0	0	1	0	74
KJ										
17.30	69	5	0	0	0	0	0	0	1	74
\										
17.45	74	2	0	0	0	0	1	2	0	79
18.00	47	11	0	0	0	0	0	0	0	58
18.30	48	1	0	0	0	0	1	0	0	50

PK 800 - 0900	444	48	8	2	0	1	7	1	0	511
PK 1630-1730	377	53	1	1	0	0	4	0	1	436
2 HR AM PK	809	103	12	6	2	1	11	4	4	948
2 HR PM PK	800	91	5	1	0	0	12	3	6	912
12 HOUR TOTAL	4366	476	73	37	3	2	67	33	24	5057
% OF TOTAL	86.34	9.41	1.44	0.73	0.06	0.04	1.32	0.65	---	100

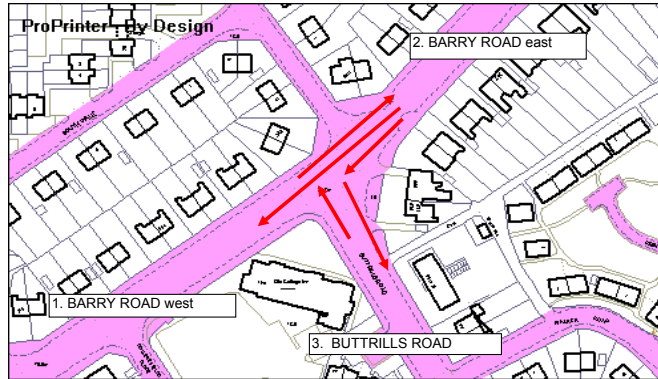
PK 800 - 0900	351	26	4	4	0	0	6	1	0	392
PK 1630-1730	198	14	2	0	1	0	3	0	0	218
2 HR AM PK	562	52	6	5	1	1	11	3	1	641
2 HR PM PK	398	29	2	0	1	0	9	2	1	441
12 HOUR TOTAL	2534									



Buttrills Road - Barry Road (A2)

14th September 2007

Buttrills Road to Barry Road east (3to2)
 Barry Road east to Buttrills Road (2to3)
 Barry Road east to Barry Road west (2to1)



CARS cars
 LCV light commercial vehicles
 MCV medium commercial vehicles
 HCV 2 AXLE heavy commercial vehicles - 2 axle
 HCV 3 AXLE heavy commercial vehicles - 3 axle
 HCV 4+ AXLE heavy commercial vehicles - 4 plus axles
 BUSES buses
 MOTOR CYCLES motor cycles
 CYCLES cycles - count NOT included in vehicle TOTALS

SITE	Buttrills Road - Barry Road (A2)	DATE:	14/09/07
DIR	Buttrills Road to Barry Road east (3to2)	DAY	Friday

SITE	Buttrills Road - Barry Road (A2)	DATE:	14/09/07
DIR	Barry Road east to Buttrills Road (2to3)	DAY	Friday

SITE	Buttrills Road - Barry Road (A2)	DATE:	14/09/07
DIR	Barry Road east to Barry Road west (2to1)	DAY	Friday

START PERIOD	CARS	LCV	MCV	HCV 2 AXLE	HCV 3 AXLE	HCV 4+ AXLE	MOTOR BUSES	MOTOR CYCLES	CYCLES	TOTAL
7.00	5	2	1	1	0	0	1	0	0	10
/										
7.30	2	3	0	0	1	0	0	1	0	7
A										
7.45	4	3	0	0	0	0	1	0	0	8
M										
8.00	5	0	1	0	0	0	0	0	0	6
PI										
8.15	4	1	0	1	0	0	0	0	0	6
E										
8.30	6	1	0	0	0	0	0	0	0	7
A										
8.45	8	0	0	1	0	0	0	0	0	9
K										
9.00	10	1	1	1	0	0	0	0	0	13
\										
9.15	5	2	1	0	0	0	0	0	0	8
9.30	20	3	0	1	0	0	0	0	0	24
10.00	22	3	1	0	0	0	0	0	1	26
10.30	16	3	0	0	0	0	0	0	0	19
11.00	18	2	0	1	0	0	0	0	0	21
11.30	20	1	0	1	0	0	0	1	0	23
12.00	19	1	0	0	0	0	0	0	0	20
12.30	20	1	1	0	0	0	0	0	0	22
13.00	27	3	2	0	0	0	0	0	0	32
13.30	24	2	1	2	0	0	0	0	0	29
14.00	56	1	0	0	0	0	0	0	0	57
14.30	22	2	2	0	0	0	0	0	0	26
15.00	37	5	0	0	0	0	0	2	0	44
15.30	35	3	0	0	0	0	2	0	0	40
/										
16.00	8	1	1	0	0	0	0	0	0	10
PI										
16.15	6	2	0	0	0	0	0	0	0	8
M										
16.30	10	1	0	0	0	0	0	2	0	13
PI										
16.45	13	3	0	0	0	0	0	0	0	16
E										
17.00	14	0	0	0	0	0	0	0	0	14
A										
17.15	15	0	0	0	0	0	0	0	0	15
K										
17.30	8	4	0	0	0	0	0	1	0	13
\										
17.45	7	0	0	0	0	0	0	0	0	7
18.00	28	3	0	0	0	0	0	0	1	31
18.30	23	2	0	0	0	0	0	0	0	25

START PERIOD	CARS	LCV	MCV	HCV 2 AXLE	HCV 3 AXLE	HCV 4+ AXLE	MOTOR BUSES	MOTOR CYCLES	CYCLES	TOTAL
7.00	8	1	4	0	0	0	0	0	1	13
/										
7.30	6	1	0	0	0	0	0	0	0	7
A										
7.45	21	3	1	0	0	0	0	0	0	25
M										
8.00	17	0	0	0	0	0	0	0	0	17
PI										
8.15	17	0	0	0	0	0	0	0	0	17
E										
8.30	23	2	0	0	0	0	0	0	0	25
A										
8.45	36	1	0	0	0	0	2	0	0	39
K										
9.00	33	4	0	0	0	0	0	0	0	37
\										
9.15	25	2	0	0	0	0	0	0	0	27
9.30	22	0	0	0	0	0	0	0	0	22
10.00	39	3	0	0	0	0	0	0	0	42
10.30	38	3	1	0	0	0	1	0	0	43
11.00	33	6	0	0	0	0	0	0	0	39
11.30	36	2	0	2	0	0	0	0	1	40
12.00	30	5	0	1	0	0	0	0	0	36
12.30	38	4	0	0	0	0	0	0	0	42
13.00	29	4	2	1	0	0	0	0	0	36
13.30	33	3	1	0	0	0	2	1	0	40
14.00	39	5	1	0	0	0	0	0	0	45
14.30	37	1	0	0	0	0	0	0	0	38
15.00	47	3	0	1	0	0	0	2	0	53
15.30	60	3	1	0	0	0	1	0	1	65
/										
16.00	18	3	0	0	0	0	0	0	0	21
PI										
16.15	22	1	0	0	0	0	1	0	0	24
M										
16.30	13	2	0	0	0	0	1	0	0	16
PI										
16.45	22	0	0	0	0	0	0	0	0	22
E										
17.00	19	2	0	0	0	0	0	0	0	21
A										
17.15	15	2	0	0	0	0	0	0	0	17
K										
17.30	25	0	0	0	0	0	0	0	0	25
\										
17.45	21	5	0	0	0	0	0	0	0	26
18.00	20	2	0	0	0	0	0	0	0	22
18.30	22	1	0	0	0	0	0	0	0	23

START PERIOD	CARS	LCV	MCV	HCV 2 AXLE	HCV 3 AXLE	HCV 4+ AXLE	MOTOR BUSES	MOTOR CYCLES	CYCLES	TOTAL
7.00	67	14	1	3	0	0	0	1	0	86
/										
7.30	33	6	4	1	0	0	3	0	0	47
A										
7.45	39	8	2	0	0	0	2	0	0	51
M										
8.00	67	12	0	1	0	0	2	0	1	82
PI										
8.15	106	10	2	0	0	0	2	0	1	120
E										
8.30	121	8	2	0	0	0	4	0	0	135
A										
8.45	135	9	1	3	0	0	2	1	0	151
K										
9.00	93	7	4	0	1	1	2	0	0	108
\										
9.15	56	6	0	0	0	0	1	0	0	63
9.30	118	21	3	2	0	0	4	0	0	148
10.00	125	20	3	4	0	0	1	0	1	153
10.30	117	12	4	2	0	1	1	0	3	137
11.00	122	17	0	2	1	0	0	0	0	142
11.30	160	14	2	1	2	0	0	1	0	180
12.00	158	21	4	2	0	0	2	1	0	188
12.30	158	14	2	3	0	0	0	0	0	177
13.00	141	12	3	2	0	0	1	0	0	159
13.30	141	28	5	0	0	0	2	5	0	181
14.00	167	9	6	1	0	1	3	0	0	187
14.30	183	21	2	0	0	0	3	0	0	209
15.00	223	21	1	2	0	0	6	1	0	254
15.30	243	26	4	0	0	0	4	0	1	277
/										
16.00	117	21	0	0	0	0	3	1	1	142
PI										
16.15	134	6	2	0	0	0	2	0	1	144
M										
16.30	111	12	2	0	0	0	0	0	0	125
PI										
16.45	151	13	1	0	0	0	0	1	0	166
E										
17.00	136	11	0	0	0	0	0	0	1	147
A										
17.15	109	19	2	0	0	0	0	2	0	132
K										
17.30	120	13	0	0	0	0	2	0	0	135
\										
17.45	109	11	1	1	0	0	1	1	0	124
18.00	97	10	0	0	0	0	0	0	0	107
18.30	84	2	0	0	0	0	1	0	0	87

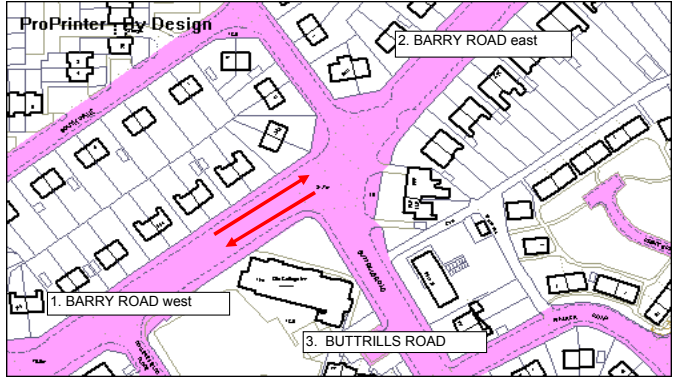
PK 800 - 0900	23	2	1	2	0	0	0	0	0	28
PK 1630-1730	52	4	0	0	0	0	0	2	0	58
2 HR AM PK	44	11	3	3	1	0	1	1	0	64
2 HR PM PK	81	11	1	0	0	0	0	3	0	96
12 HOUR TOTAL	517	59	12	9	1	0	4	7	2	609
% OF TOTAL	84.89	9.69	1.97	1.48	0.16	0.00	0.66	1.15	---	100

PK 800 - 0900	93	3	0	0	0	0	2	0	0	98
PK 1630-1730	69	6	0	0	0	0	1	0	0	76
2 HR AM PK	178	13	1	0	0	0	2	0	0	194
2 HR PM PK	155	15	0	0	0	0	2	0	0	172
12 HOUR TOTAL	864	74	11	5	0	0	8	3	3	965
% OF TOTAL	89.53	7.67	1.14	0.						

Buttrills Road - Barry Road

14th September 2007

To Barry Road west
From Barry Road west
Barry Road west leg - 2way



CARS cars
LCV light commercial vehicles
MCV medium commercial vehicles
HCV 2 AXLE heavy commercial vehicles - 2 axle
HCV 3 AXLE heavy commercial vehicles - 3 axle
HCV 4+ AXLE heavy commercial vehicles - 4 plus axles
BUSES buses
MOTOR CYCLES motor cycles
CYCLES cycles - count NOT included in vehicle TOTALS

SITE	Buttrills Road - Barry Road	DATE:	14/09/07
DIR	To Barry Road west	DAY	Friday

SITE	Buttrills Road - Barry Road	DATE:	14/09/07
DIR	From Barry Road west	DAY	Friday

SITE	Buttrills Road - Barry Road	DATE:	14/09/07
DIR	Barry Road west leg - 2way	DAY	Friday

START PERIOD	CARS	LCV	MCV	HCV 2 AXLE	HCV 3 AXLE	HCV 4+ AXLE	BUSES	MOTOR CYCLES	CYCLES	TOTAL
7.00	87	20	1	4	0	0	6	1	1	119
/										
7.30	57	9	5	1	0	0	6	1	0	79
AJ										
7.45	65	12	2	0	0	0	5	0	0	84
MJ										
8.00	117	20	0	3	0	0	3	0	1	143
PI										
8.15	172	14	2	1	0	0	3	1	1	193
EI										
8.30	177	12	3	0	0	0	5	0	0	197
AJ										
8.45	193	9	2	3	0	0	2	1	0	210
KJ										
9.00	158	8	4	0	1	1	3	0	0	175
\										
9.15	118	9	1	1	0	0	1	1	0	131
9.30	204	30	4	3	1	0	4	2	0	248
10.00	225	28	3	5	1	0	3	1	1	266
10.30	218	23	4	3	0	1	2	0	3	251
11.00	212	37	2	3	1	0	4	1	0	260
11.30	301	27	4	1	3	0	2	2	1	340
12.00	286	37	5	5	0	0	5	2	0	340
12.30	266	21	3	4	0	0	0	2	0	296
13.00	264	24	6	6	1	0	4	1	0	306
13.30	268	31	6	5	0	0	3	6	0	319
14.00	314	25	9	1	0	1	7	0	0	357
14.30	331	33	4	2	0	0	14	0	0	384
15.00	432	34	4	3	0	0	9	1	0	483
15.30	455	38	5	1	1	0	8	0	1	508
/										
16.00	192	32	0	1	0	0	3	4	3	232
PI										
16.15	215	12	2	1	0	0	3	0	1	233
MJ										
16.30	197	15	3	0	0	0	1	0	0	216
PI										
16.45	233	19	1	0	0	0	0	1	0	254
EI										
17.00	219	14	1	0	0	0	1	0	1	235
AJ										
17.15	174	26	3	0	0	0	0	3	0	206
KJ										
17.30	189	18	0	0	0	0	2	0	1	209
\										
17.45	183	13	1	1	0	0	2	3	0	203
18.00	144	21	0	0	0	0	0	0	0	165
18.30	132	3	0	0	0	0	2	0	0	137

START PERIOD	CARS	LCV	MCV	HCV 2 AXLE	HCV 3 AXLE	HCV 4+ AXLE	BUSES	MOTOR CYCLES	CYCLES	TOTAL
7.00	105	30	1	3	0	0	4	2	3	145
/										
7.30	93	27	2	0	1	0	1	2	2	126
AJ										
7.45	125	29	1	0	0	0	2	2	0	159
MJ										
8.00	147	20	0	2	0	0	2	0	0	171
PI										
8.15	192	23	5	2	0	0	2	0	0	224
EI										
8.30	221	11	5	1	0	1	4	1	0	244
AJ										
8.45	235	20	2	1	0	0	5	1	0	264
KJ										
9.00	208	16	3	3	1	1	1	1	2	234
\										
9.15	150	9	0	2	1	0	5	0	1	167
9.30	238	26	4	6	1	0	4	2	1	281
10.00	237	28	2	4	0	1	2	1	1	275
10.30	232	22	3	4	1	0	6	1	1	269
11.00	286	28	3	3	0	0	4	2	0	326
11.30	255	24	4	2	0	0	7	2	0	294
12.00	288	24	7	0	0	2	1	5	0	327
12.30	288	23	5	2	0	0	6	0	0	324
13.00	265	25	6	4	0	0	3	4	0	307
13.30	276	19	8	0	0	0	2	6	1	311
14.00	295	18	6	3	0	0	3	1	0	326
14.30	323	33	4	2	0	0	7	2	0	371
15.00	358	22	6	3	0	0	4	3	0	396
15.30	410	23	6	4	0	0	6	4	3	453
/										
16.00	177	13	1	0	0	0	8	2	2	201
PI										
16.15	174	15	0	0	0	0	2	1	0	192
MJ										
16.30	153	14	0	1	1	0	2	0	0	171
PI										
16.45	139	22	1	0	0	0	2	0	1	164
EI										
17.00	158	10	1	0	0	0	1	0	0	170
AJ										
17.15	125	21	1	0	0	0	2	0	0	149
KJ										
17.30	142	14	1	0	0	0	2	0	3	159
\										
17.45	130	11	2	0	0	0	2	2	1	147
18.00	263	18	1	0	0	0	1	1	4	284
18.30	212	16	0	1	0	0	5	3	0	237

START PERIOD	CARS	LCV	MCV	HCV 2 AXLE	HCV 3 AXLE	HCV 4+ AXLE	BUSES	MOTOR CYCLES	CYCLES	TOTAL
7.00	192	50	2	7	0	0	10	3	4	264
/										
7.30	150	36	7	1	1	0	7	3	2	205
AJ										
7.45	190	41	3	0	0	0	7	2	0	243
MJ										
8.00	264	40	0	5	0	0	5	0	1	314
PI										
8.15	364	37	7	3	0	0	5	1	1	417
EI										
8.30	398	23	8	1	0	1	9	1	0	441
AJ										
8.45	428	29	4	4	0	0	7	2	0	474
KJ										
9.00	366	24	7	3	2	2	4	1	2	409
\										
9.15	268	18	1	3	1	0	6	1	1	298
9.30	442	56	8	9	2	0	8	4	1	529
10.00	462	56	5	9	1	1	5	2	2	541
10.30	450	45	7	7	1	1	8	1	4	520
11.00	498	65	5	6	1	0	8	3	0	586
11.30	556	51	8	3	3	0	9	4	1	634
12.00	574	61	12	5	0	2	6	7	0	667
12.30	554	44	8	6	0	0	6	2	0	620
13.00	529	49	12	10	1	0	7	5	0	613
13.30	544	50	14	5	0	0	5	12	1	630
14.00	609	43	15	4	0	1	10	1	0	683
14.30	654	66	8	4	0	0	21	2	0	755
15.00	790	56	10	6	0	0	13	4	0	879
15.30	865	61	11	5	1	0	14	4	4	961
/										
16.00	369	45	1	1	0	0	11	6	5	433
PI										
16.15	389	27	2	1	0	0	5	1	1	425
MJ										
16.30	350	29	3	1	1	0	3	0	0	387
PI										
16.45	372	41	2	0	0	0	2	1	1	418
EI										
17.00	377	24	2	0	0	0	2	0	1	405
AJ										
17.15	299	47	4	0	0	0	2	3	0	355
KJ										
17.30	331	32	1	0	0	0	4	0	4	368
\										
17.45	313	24	3	1	0	0	4	5	1	350
18.00	407	39	1	0	0	0	1	1	4	449
18.30	344	19	0	1	0	0	7	3	0	374

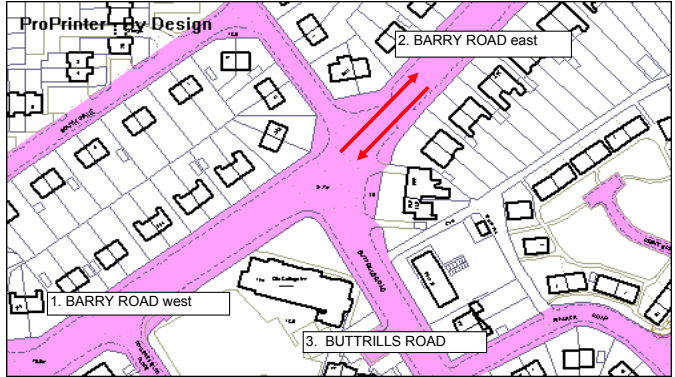
PERIOD	CARS	LCV	MCV	HCV 2 AXLE	HCV 3 AXLE	HCV 4+ AXLE	BUSES	MOTOR CYCLES	CYCLES	TOTAL
PK 800 - 0900	659	55	7	7	0	0	13	2	1	743
PK 1630-1730	823	74	8	0	0	0	2	4	1	911
2 HR AM PK	1057	93	19	9	1	1	28	4	2	1212
2 HR PM PK	1602	149	11	3	0	0	12	11	6	1788
12 HOUR TOTAL	6798	674	90	58	9	3	113	34	15	7779
% OF TOTAL	87.39	8.66	1.16	0.75	0.12	0.04	1.45	0.44	---	100

PERIOD	CARS	LCV	MCV	HCV 2 AXLE	HCV 3 AXLE	HCV 4+ AXLE	BUSES	MOTOR CYCLES	CYCLES	TOTAL
PK 800 - 0900	795	74	12	6	0	1	13	2	0	903
PK 1630-1730	575	67	3	1	1	0	7	0	1	65

Buttrills Road - Barry Road

14th September 2007

To Barry Road east
From Barry Road east
Barry Road east leg - 2way



CARS cars
LCV light commercial vehicles
MCV medium commercial vehicles
HCV 2 AXLE heavy commercial vehicles - 2 axle
HCV 3 AXLE heavy commercial vehicles - 3 axle
HCV 4+ AXLE heavy commercial vehicles - 4 plus axles
BUSES buses
MOTOR CYCLES motor cycles
CYCLES cycles - count NOT included in vehicle TOTALS

SITE	Buttrills Road - Barry Road	DATE:	14/09/07
DIR	To Barry Road east	DAY	Friday

SITE	Buttrills Road - Barry Road	DATE:	14/09/07
DIR	From Barry Road east	DAY	Friday

SITE	Buttrills Road - Barry Road	DATE:	14/09/07
DIR	Barry Road east leg - 2way	DAY	Friday

START PERIOD	CARS	LCV	MCV	HCV 2 AXLE	HCV 3 AXLE	HCV 4+ AXLE	MOTOR BUSES	MOTOR CYCLES	TOTAL
7.00	70	28	2	3	0	0	4	1	108
/									
7.30	54	21	1	0	1	0	0	3	80
AJ	91	24	1	0	0	0	2	0	118
MJ	93	14	1	0	0	0	1	0	109
PI	110	17	4	1	0	0	0	0	132
EJ	130	7	3	1	0	1	1	1	144
AJ	134	12	1	2	0	0	5	0	154
KJ	147	13	3	3	1	0	1	1	169
\	94	6	1	2	1	0	2	0	106
9.30	170	25	4	6	0	0	2	1	208
10.00	174	22	3	3	0	1	1	1	205
10.30	144	18	3	4	1	0	3	0	173
11.00	188	19	3	3	0	0	3	0	216
11.30	193	18	4	3	0	0	6	2	226
12.00	205	21	7	0	0	0	1	2	236
12.30	194	18	4	1	0	0	5	0	222
13.00	208	22	7	3	0	0	1	2	243
13.30	201	11	7	2	0	0	2	5	228
14.00	229	13	3	2	0	0	2	1	250
14.30	234	27	6	1	0	0	4	2	274
15.00	229	19	6	1	0	0	3	5	263
15.30	290	20	4	3	0	0	7	3	327
/									
16.00	119	9	2	0	0	0	6	1	137
PI	129	15	0	0	0	0	0	1	145
MJ	99	13	0	1	0	0	1	2	116
PI	117	22	1	0	0	0	2	0	142
EJ	113	7	0	0	0	0	0	0	120
AJ	100	15	0	0	0	0	1	0	116
KJ	109	15	1	0	0	0	1	1	127
\	95	6	2	0	0	0	1	1	105
18.00	228	20	1	0	0	0	1	1	251
18.30	192	18	0	1	0	0	2	3	216

START PERIOD	CARS	LCV	MCV	HCV 2 AXLE	HCV 3 AXLE	HCV 4+ AXLE	MOTOR BUSES	MOTOR CYCLES	TOTAL
7.00	75	15	5	3	0	0	0	1	99
/									
7.30	39	7	4	1	0	0	3	0	54
8.00	60	11	3	0	0	0	2	0	76
8.30	84	12	0	1	0	0	2	0	99
9.00	123	10	2	0	0	0	2	0	137
9.30	144	10	2	0	0	0	4	0	160
10.00	171	10	1	3	0	0	4	1	190
10.30	126	11	4	0	1	1	2	0	145
11.00	81	8	0	0	0	0	1	0	90
11.30	140	21	3	2	0	0	4	0	170
12.00	164	23	3	4	0	0	1	0	195
12.30	155	15	5	2	0	1	2	0	180
13.00	155	23	0	2	1	0	0	0	181
13.30	196	16	2	3	2	0	0	1	220
14.00	188	26	4	3	0	0	2	1	224
14.30	196	18	2	3	0	0	0	0	219
15.00	170	16	5	3	0	0	1	0	195
15.30	174	31	6	0	0	0	4	6	221
16.00	206	14	7	1	0	1	3	0	232
16.30	220	22	2	0	0	0	3	0	247
17.00	270	24	1	3	0	0	6	3	307
17.30	303	29	5	0	0	0	5	0	342
18.00	135	24	0	0	0	0	3	1	163
18.30	156	7	2	0	0	0	3	0	168
/									
19.00	124	14	2	0	0	0	1	0	141
19.30	173	13	1	0	0	0	0	1	188
20.00	155	13	0	0	0	0	0	0	168
20.30	124	21	2	0	0	0	0	2	149
21.00	145	13	0	0	0	0	2	0	160
21.30	130	16	1	1	0	0	1	1	150
22.00	117	12	0	0	0	0	0	0	129
22.30	106	3	0	0	0	0	1	0	110

START PERIOD	CARS	LCV	MCV	HCV 2 AXLE	HCV 3 AXLE	HCV 4+ AXLE	MOTOR BUSES	MOTOR CYCLES	TOTAL
7.00	145	43	7	6	0	0	4	2	207
/									
7.30	93	28	5	1	1	0	3	3	134
8.00	151	35	4	0	0	0	4	0	194
8.30	177	26	1	1	0	0	3	0	208
9.00	233	27	6	1	0	0	2	0	269
9.30	274	17	5	1	0	1	5	1	304
10.00	305	22	2	5	0	0	9	1	344
10.30	273	24	7	3	2	1	3	1	314
11.00	175	14	1	2	1	0	3	0	196
11.30	310	46	7	8	0	0	6	1	378
12.00	338	45	6	7	0	1	2	1	400
12.30	299	33	8	6	1	1	5	0	353
13.00	343	42	3	5	1	0	3	0	397
13.30	389	34	6	6	2	0	6	3	446
14.00	393	47	11	3	0	0	3	3	460
14.30	390	36	6	4	0	0	5	0	441
15.00	378	38	12	6	0	0	2	2	438
15.30	375	42	13	2	0	0	6	11	449
16.00	435	27	10	3	0	1	5	1	482
16.30	454	49	8	1	0	0	7	2	521
17.00	499	43	7	4	0	0	9	8	570
17.30	593	49	9	3	0	0	12	3	669
18.00	254	33	2	0	0	0	9	2	300
18.30	285	22	2	0	0	0	3	1	313
/									
19.00	223	27	2	1	0	0	2	2	257
19.30	290	35	2	0	0	0	2	1	330
20.00	268	20	0	0	0	0	0	0	288
20.30	224	36	2	0	0	0	1	2	265
21.00	254	28	1	0	0	0	3	1	287
21.30	225	22	3	1	0	0	2	2	255
22.00	345	32	1	0	0	0	1	1	380
22.30	298	21	0	1	0	0	3	3	326

PERIOD	CARS	LCV	MCV	HCV 2 AXLE	HCV 3 AXLE	HCV 4+ AXLE	MOTOR BUSES	MOTOR CYCLES	TOTAL
PK 800 - 0900	467	50	9	4	0	1	7	1	539
PK 1630-1730	429	57	1	1	0	0	4	2	494
2 HR AM PK	853	114	15	9	3	1	12	5	1012
2 HR PM PK	881	102	6	1	0	0	12	6	1008
12 HOUR TOTAL	4883	535	85	46	4	2	71	40	5666
% OF TOTAL	86.18	9.44	1.50	0.81	0.07	0.04	1.25	0.71	100

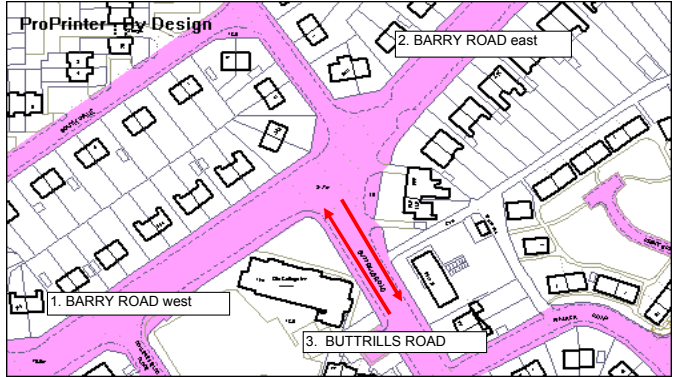
PERIOD	CARS	LCV	MCV	HCV 2 AXLE	HCV 3 AXLE	HCV 4+ AXLE	MOTOR BUSES	MOTOR CYCLES	TOTAL
PK 800 - 0900	522	42	5	4	0	0	12	1	586
PK 1630-1730	576	61	5	0	0	0	1	3	646
2 HR AM PK	828	79	16	5	1	1	20	1	951
2 HR PM PK	1142	121	8	1	0	0	10	5	1287
12 HOUR TOTAL	4805	508	74	35	4	3	62	18	5509
% OF TOTAL	87.22	9.22	1.34	0.64	0.07	0.05	1.13	0.33	100

PERIOD	CARS	LCV	MCV	HCV 2 AXLE	HCV 3 AXLE	HCV 4+ AXLE	MOTOR BUSES	MOTOR CYCLES	TOTAL
PK 800 - 0900	989	92	14	8	0	1	19	2	1125
PK 1630-1730	1005	118	6	1	0	0	5	5	1140
2 HR AM PK	1681	193	31	14	4	2	32	6	1963
2 HR PM PK	2023	223	14	2	0	0	22	11	2295
12 HOUR TOTAL	9688	1043	159	81	8	5	133	58	11175
% OF TOTAL	86.69	9.33	1.42	0.72	0.07	0.04	1.19	0.52	100

Buttrills Road - Barry Road

14th September 2007

To Buttrills Road
From Buttrills Road
Buttrills Road leg - 2way



CARS cars
LCV light commercial vehicles
MCV medium commercial vehicles
HCV 2 AXLE heavy commercial vehicles - 2 axle
HCV 3 AXLE heavy commercial vehicles - 3 axle
HCV 4+ AXLE heavy commercial vehicles - 4 plus axles
BUSES buses
MOTOR CYCLES motor cycles
CYCLES cycles - count NOT included in vehicle TOTALS

SITE	Buttrills Road - Barry Road	DATE:	14/09/07
DIR	To Buttrills Road	DAY	Friday

SITE	Buttrills Road - Barry Road	DATE:	14/09/07
DIR	From Buttrills Road	DAY	Friday

SITE	Buttrills Road - Barry Road	DATE:	14/09/07
DIR	Buttrills Road leg - 2way	DAY	Friday

START PERIOD	CARS	LCV	MCV	HCV 2 AXLE	HCV 3 AXLE	HCV 4+ AXLE	MOTOR BUSES	MOTOR CYCLES	CYCLES	TOTAL
7.00	48	5	4	1	0	0	1	1	1	60
/	47	10	1	0	1	0	1	0	0	60
AJ	59	11	1	0	0	0	1	2	0	74
MJ	76	6	0	2	0	0	1	0	0	85
PI	103	7	1	2	0	0	2	0	0	115
EJ	120	7	2	0	0	0	3	0	0	132
AJ	145	9	1	0	0	0	2	1	0	158
KJ	104	8	1	1	0	1	0	0	0	115
\	86	7	0	0	0	0	3	0	1	96
9.30	110	4	0	1	1	0	2	1	0	119
10.00	124	12	0	1	0	0	1	0	0	138
10.30	142	10	1	0	0	0	4	1	0	158
11.00	149	17	0	1	0	0	1	2	0	170
11.30	118	9	0	2	0	0	1	1	1	131
12.00	132	9	0	1	0	2	0	3	0	147
12.30	152	10	2	1	0	0	1	0	0	166
13.00	113	10	3	2	0	0	2	2	0	132
13.30	132	13	3	0	0	0	2	2	0	152
14.00	161	11	4	1	0	0	1	0	0	178
14.30	148	9	0	1	0	0	3	0	0	161
15.00	213	11	0	3	0	0	1	2	0	230
15.30	215	9	3	1	0	0	2	1	1	231
/	84	8	0	0	0	0	2	1	0	95
PI	73	3	0	0	0	0	3	0	0	79
MJ	77	4	0	0	1	0	2	0	0	84
PI	57	3	0	0	0	0	0	0	0	60
EJ	78	5	1	0	0	0	1	0	0	85
AJ	55	8	1	0	0	0	1	0	0	65
KJ	66	3	0	0	0	0	1	0	0	70
\	63	10	0	0	0	0	1	1	1	75
18.00	83	3	0	0	0	0	0	0	0	86
18.30	65	1	0	0	0	0	3	0	0	69

START PERIOD	CARS	LCV	MCV	HCV 2 AXLE	HCV 3 AXLE	HCV 4+ AXLE	MOTOR BUSES	MOTOR CYCLES	CYCLES	TOTAL
7.00	25	8	1	2	0	0	7	0	1	43
/	26	6	1	0	1	0	3	2	0	39
AJ	30	7	0	0	0	0	4	0	0	41
MJ	55	8	1	2	0	0	1	0	0	67
PI	70	5	0	2	0	0	1	1	0	79
EJ	62	5	1	0	0	0	1	0	0	69
AJ	66	0	1	1	0	0	0	0	0	68
KJ	75	2	1	1	0	0	1	0	0	80
\	67	5	2	1	0	0	0	1	0	76
9.30	106	12	1	2	1	0	0	2	0	124
10.00	122	11	1	1	1	0	2	1	1	139
10.30	117	14	0	1	0	0	1	0	0	133
11.00	108	22	2	2	0	0	4	1	0	139
11.30	161	14	2	1	1	0	2	2	1	183
12.00	147	17	1	3	0	0	3	1	0	172
12.30	128	8	2	1	0	0	0	2	0	141
13.00	150	15	5	4	1	0	3	1	0	179
13.30	151	5	2	7	0	0	1	1	0	167
14.00	203	17	3	0	0	0	4	0	0	227
14.30	170	14	4	2	0	0	11	0	0	201
15.00	246	18	3	1	0	0	3	2	0	273
15.30	247	15	1	1	1	0	6	0	0	271
/	83	12	1	1	0	0	0	3	2	100
PI	87	8	0	1	0	0	1	0	0	97
MJ	96	4	1	0	0	0	1	2	0	104
PI	95	9	0	0	0	0	0	0	0	104
EJ	97	3	1	0	0	0	1	0	0	102
AJ	80	7	1	0	0	0	0	1	0	89
KJ	77	9	0	0	0	0	0	1	1	87
\	81	2	0	0	0	0	1	2	0	86
18.00	75	14	0	0	0	0	0	0	1	89
18.30	71	3	0	0	0	0	1	0	0	75

START PERIOD	CARS	LCV	MCV	HCV 2 AXLE	HCV 3 AXLE	HCV 4+ AXLE	MOTOR BUSES	MOTOR CYCLES	CYCLES	TOTAL
7.00	73	13	5	3	0	0	8	1	2	103
/	73	16	2	0	2	0	4	2	0	99
AJ	89	18	1	0	0	0	5	2	0	115
MJ	131	14	1	4	0	0	2	0	0	152
PI	173	12	1	4	0	0	3	1	0	194
EJ	182	12	3	0	0	0	4	0	0	201
AJ	211	9	2	1	0	0	2	1	0	226
KJ	179	10	2	2	0	1	1	0	0	195
\	153	12	2	1	0	0	3	1	1	172
9.30	216	16	1	3	2	0	2	3	0	243
10.00	246	23	1	2	1	0	3	1	1	277
10.30	259	24	1	1	0	0	5	1	0	291
11.00	257	39	2	3	0	0	5	3	0	309
11.30	279	23	2	3	1	0	3	3	2	314
12.00	279	26	1	4	0	2	3	4	0	319
12.30	280	18	4	2	0	0	1	2	0	307
13.00	263	25	8	6	1	0	5	3	0	311
13.30	283	18	5	7	0	0	3	3	0	319
14.00	364	28	7	1	0	0	5	0	0	405
14.30	318	23	4	3	0	0	14	0	0	362
15.00	459	29	3	4	0	0	4	4	0	503
15.30	462	24	4	2	1	0	8	1	1	502
/	167	20	1	1	0	0	2	4	2	195
PI	160	11	0	1	0	0	4	0	0	176
MJ	173	8	1	0	1	0	3	2	0	188
PI	152	12	0	0	0	0	0	0	0	164
EJ	175	8	2	0	0	0	2	0	0	187
AJ	135	15	2	0	0	0	1	1	0	154
KJ	143	12	0	0	0	0	1	1	1	157
\	144	12	0	0	0	0	2	3	1	161
18.00	158	17	0	0	0	0	0	0	1	175
18.30	136	4	0	0	0	0	4	0	0	144

PK 800 - 0900	444	29	4	4	0	0	8	1	0	490
PK 1630-1730	267	20	2	0	1	0	4	0	0	294
2 HR AM PK	740	65	7	5	1	1	13	3	1	835
2 HR PM PK	553	44	2	0	1	0	11	2	1	613
12 HOUR TOTAL	3398	252	29	21	3	3	49	21	5	3776
% OF TOTAL	89.99	6.67	0.77	0.56	0.08	0.08	1.30	0.56	---	100

253	18	3	5	0	0	3	1	0	283
368	23	3	0	0	0	2	3	0	399
451	38	7	7	1	0	11	4	0	519
696	54	4	2	0	0	4	9	3	769
3374	299	39	37	6	0	63	26	7	3844
87.77	7.78	1.01	0.96	0.16	0.00	1.64	0.68	---	100

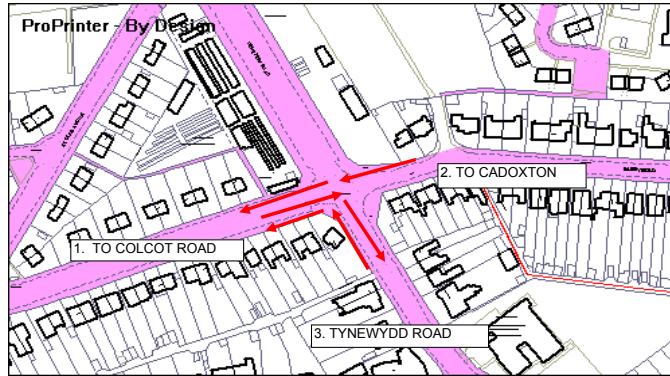
697	47	7	9	0	0	11	2	0	773
635	43	5	0	1	0	6	3	0	693
1191	103	14	12	2	1	24	7	1	1354
1249	98	6	2	1	0	15	11	4	1382
6772	551	68	58	9	3	112	47	12	7620
88.87	7.23	0.89	0.76	0.12	0.04	1.47	0.62	---	100

Barry Road - Tynewydd Road (B)

17th January, 2008

From Cadoxton towards Colcot Road (2to1)
 From Colcot Road to Tynewydd Road (1to3)
 Tynewydd Road towards Colcot Road (3to1)

Cemetery Road leg ignored (insignificant traffic turning movements)



CARS cars
 LCV light commercial vehicles
 MCV medium commercial vehicles
 HCV 2 AXLE heavy commercial vehicles - 2 axle
 HCV 3 AXLE heavy commercial vehicles - 3 axle
 HCV 4+ AXLE heavy commercial vehicles - 4 plus axles
 BUSES buses
 MOTOR CYCLES motor cycles
 CYCLES cycles - count NOT included in vehicle TOTALS

SITE	Barry Road - Tynewydd Road (B)	DATE:	17/01/08
DIR	From Cadoxton towards Colcot Road (2to1)	DAY	Thursday

SITE	Barry Road - Tynewydd Road (B)	DATE:	17/01/08
DIR	From Colcot Road to Tynewydd Road (1to3)	DAY	Thursday

SITE	Barry Road - Tynewydd Road (B)	DATE:	17/01/08
DIR	Tynewydd Road towards Colcot Road (3to1)	DAY	Thursday

START PERIOD	CARS	LCV	MCV	HCV 2 AXLE	HCV 3 AXLE	HCV 4+ AXLE	BUSES	MOTOR CYCLES	CYCLES	TOTAL
7.00	38	12	0	1	0	0	1	0	0	52
/										
7.30	27	4	1	0	0	0	0	0	0	32
M										
7.45	32	10	3	0	0	0	0	0	0	45
A										
8.00	46	4	4	3	0	0	1	0	0	58
M										
8.15	83	12	3	1	0	0	3	1	0	103
P										
8.30	89	6	0	1	1	1	2	0	0	100
E										
8.45	121	12	2	1	0	0	1	0	0	137
A										
9.00	63	6	0	0	0	0	1	0	0	70
K										
9.15	38	6	1	2	1	0	1	0	0	49
\										
9.30	84	14	0	0	0	0	4	0	0	102
10.00	56	11	0	0	1	0	2	0	0	70
10.30	75	7	1	0	0	1	2	1	0	87
11.00	88	9	0	1	1	0	1	0	0	100
11.30	89	9	2	0	0	0	1	0	0	101
12.00	84	8	2	0	1	0	0	0	0	95
12.30	94	8	3	0	1	0	0	0	0	106
13.00	86	11	4	0	0	0	1	1	0	103
13.30	115	13	1	1	0	0	1	0	0	131
14.00	104	9	4	0	1	0	0	1	0	119
14.30	96	10	0	0	0	0	2	0	0	108
15.00	166	8	1	0	0	0	3	0	0	178
15.30	113	15	1	1	0	0	1	0	0	131
/										
16.00	58	9	0	0	0	0	3	1	0	71
P										
16.15	68	5	1	0	0	0	1	0	0	75
M										
16.30	66	18	0	0	0	0	2	0	0	86
M										
16.45	77	8	1	0	0	0	0	0	0	86
P										
17.00	62	15	2	0	0	0	0	0	0	79
E										
17.15	68	12	1	0	0	0	0	0	0	81
A										
17.30	63	9	0	0	0	0	0	0	1	72
K										
17.45	75	4	1	0	0	0	0	0	1	80
\										
18.00	140	11	1	0	0	0	0	0	1	152
18.30	134	8	1	0	0	0	0	0	0	143

START PERIOD	CARS	LCV	MCV	HCV 2 AXLE	HCV 3 AXLE	HCV 4+ AXLE	BUSES	MOTOR CYCLES	CYCLES	TOTAL
7.00	47	7	0	1	0	0	2	1	1	58
/										
7.30	36	5	0	0	0	0	0	0	1	41
M										
7.45	31	11	1	0	0	0	0	0	0	43
A										
8.00	37	9	1	1	0	0	1	0	0	49
M										
8.15	47	4	0	1	0	0	1	0	0	53
P										
8.30	74	6	0	0	1	0	1	0	0	82
E										
8.45	96	10	1	1	0	0	1	0	0	109
A										
9.00	63	2	0	0	0	0	0	0	0	65
K										
9.15	47	4	1	1	0	1	0	0	0	54
\										
9.30	93	8	0	0	0	0	1	0	1	102
10.00	98	8	1	2	1	0	2	0	0	112
10.30	97	7	1	1	0	0	1	0	0	107
11.00	74	4	0	1	0	1	2	0	0	82
11.30	98	8	1	2	1	0	2	0	0	112
12.00	95	7	2	0	0	0	1	0	0	105
12.30	104	10	2	1	0	0	0	0	0	117
13.00	94	9	1	2	0	1	1	0	0	108
13.30	87	6	2	0	0	0	1	0	0	96
14.00	82	11	5	1	0	0	2	1	0	102
14.30	99	9	0	3	0	0	2	0	0	113
15.00	132	8	0	0	0	0	2	0	0	142
15.30	141	8	1	0	0	0	2	0	0	152
/										
16.00	53	8	1	0	0	0	1	0	0	63
P										
16.15	52	4	0	0	0	0	0	0	0	56
M										
16.30	40	8	1	0	0	0	3	0	0	52
M										
16.45	46	3	2	0	0	0	0	2	0	53
P										
17.00	25	3	1	0	0	0	1	0	0	30
E										
17.15	42	3	0	0	0	0	1	0	0	46
A										
17.30	36	10	0	0	0	0	0	0	0	46
K										
17.45	42	2	0	0	0	0	0	0	0	44
\										
18.00	33	2	0	0	0	0	0	0	0	35
18.30	28	1	0	0	0	0	0	0	0	29

START PERIOD	CARS	LCV	MCV	HCV 2 AXLE	HCV 3 AXLE	HCV 4+ AXLE	BUSES	MOTOR CYCLES	CYCLES	TOTAL
7.00	15	4	0	0	0	0	0	0	0	19
/										
7.30	13	3	0	0	0	0	1	1	0	18
M										
7.45	12	5	0	1	0	0	1	0	0	19
A										
8.00	26	4	0	1	0	0	0	0	0	31
M										
8.15	41	3	0	0	0	0	0	0	0	44
P										
8.30	41	4	0	0	0	0	0	0	0	45
E										
8.45	33	3	0	2	0	0	1	0	0	39
A										
9.00	45	8	2	1	0	0	0	0	0	56
K										
9.15	20	1	0	0	0	0	2	0	0	23
\										
9.30	43	5	0	0	0	0	1	0	0	49
10.00	48	11	0	1	0	0	1	0	0	61
10.30	64	12	0	0	0	0	0	0	0	76
11.00	59	6	1	0	0	0	0	0	1	66
11.30	78	8	0	0	0	0	1	0	0	87
12.00	73	11	0	0	0	0	0	0	1	84
12.30	77	10	0	1	0	0	1	0	0	89
13.00	66	4	2	2	0	0	0	0	0	74
13.30	72	3	1	0	0	0	1	0	0	77
14.00	69	7	0	0	0	0	0	0	0	76
14.30	67	9	2	0	0	0	0	0	0	78
15.00	118	8	0	0	0	0	0	0	0	126
15.30	107	9	1	0	0	0	2	0	0	119
/										
16.00	43	2	0	0	0	0	0	0	0	45
P										
16.15	50	6	0	0	0	0	0	0	0	56
M										
16.30	56	11	0	0	0	0	0	0	1	67
M										
16.45	37	2	1	0	0	0	2	0	1	42
P										
17.00	62	12	0	0	0	0	0	1	0	75
E										
17.15	57	5	0	0	0	0	0	1	1	63
A										
17.30	52	4	0	0	0	0	0	0	0	56
K										
17.45	53	2	0	0	0	0	0	0	0	55
\										
18.00	40	7	0	0	0	0	0	0	0	47
18.30	37	3	0	0	0	0	0	0	0	40

PK 800 - 0900	339	34	9	6	1	1	7	1	0	398
PK 1630-1730	273	53	4	0	0	0	2	0	0	332
2 HR AM PK	499	60	14	8	2	1	9	1	0	594
2 HR PM PK	537	80	6	0	0	0	6	1	2	630
12 HOUR TOTAL	2598	303	41	12	7	2	34	5	3	3002
% OF TOTAL	86.54	10.09	1.37	0.40	0.23	0.07	1.13	0.17	---	100

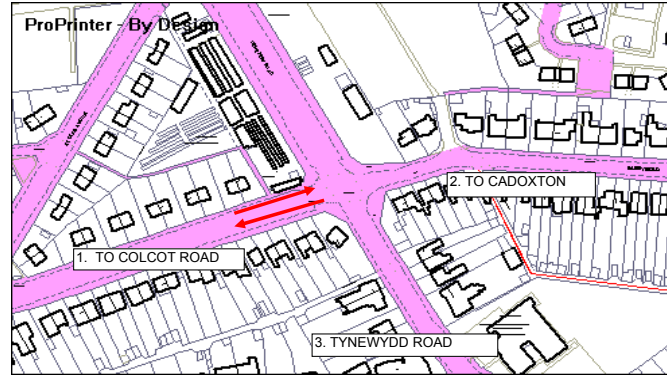
254	29	2	3	1	0	4	0	0	293
153	17	4	0	0	0	5	2	0	181
431	51								

Barry Road - Tynewydd Road

17th January, 2008

To Colcot Road
From Colcot Road
Colcot Road leg - 2way

Cemetery Road leg ignored (insignificant traffic turning movements)



CARS cars
LCV light commercial vehicles
MCV medium commercial vehicles
HCV 2 AXLE heavy commercial vehicles - 2 axle
HCV 3 AXLE heavy commercial vehicles - 3 axle
HCV 4+ AXLE heavy commercial vehicles - 4 plus axles
BUSES buses
MOTOR CYCLES motor cycles
CYCLES cycles - count NOT included in vehicle TOTALS

SITE	Barry Road - Tynewydd Road	DATE:	17/01/08
DIR	To Colcot Road	DAY	Thursday

SITE	Barry Road - Tynewydd Road	DATE:	17/01/08
DIR	From Colcot Road	DAY	Thursday

SITE	Barry Road - Tynewydd Road	DATE:	17/01/08
DIR	Colcot Road leg - 2way	DAY	Thursday

START PERIOD	CARS	LCV	MCV	HCV 2 AXLE	HCV 3 AXLE	HCV 4+ AXLE	BUSES	MOTOR CYCLES	CYCLES	TOTAL
7.00	53	16	0	1	0	0	1	0	0	71
/	40	7	1	0	0	0	1	1	0	50
AJ	44	15	3	1	0	0	1	0	0	64
MJ	72	8	4	4	0	0	1	0	0	89
PI	124	15	3	1	0	0	3	1	0	147
EJ	130	10	0	1	1	1	2	0	0	145
AJ	154	15	2	3	0	0	2	0	0	176
KJ	108	14	2	1	0	0	1	0	0	126
\	58	7	1	2	1	0	3	0	0	72
9.30	127	19	0	0	0	0	5	0	0	151
10.00	104	22	0	1	1	0	3	0	0	131
10.30	139	19	1	0	0	1	2	1	0	163
11.00	147	15	1	1	1	0	1	0	1	166
11.30	167	17	2	0	0	0	2	0	0	188
12.00	157	19	2	0	1	0	0	0	1	179
12.30	171	18	3	1	1	0	1	0	0	195
13.00	152	15	6	2	0	0	1	1	0	177
13.30	187	16	2	1	0	0	2	0	0	208
14.00	173	16	4	0	1	0	0	1	0	195
14.30	163	19	2	0	0	0	2	0	0	186
15.00	284	16	1	0	0	0	3	0	0	304
15.30	220	24	2	1	0	0	3	0	0	250
/	101	11	0	0	0	0	3	1	0	116
PI	118	11	1	0	0	0	1	0	0	131
MJ	122	29	0	0	0	0	2	0	1	153
PI	114	10	2	0	0	0	2	0	1	128
EJ	124	27	2	0	0	0	0	1	0	154
AJ	125	17	1	0	0	0	0	1	1	144
KJ	115	13	0	0	0	0	0	0	1	128
\	128	6	1	0	0	0	0	0	1	135
18.00	180	18	1	0	0	0	0	0	1	199
18.30	171	11	1	0	0	0	0	0	0	183

START PERIOD	CARS	LCV	MCV	HCV 2 AXLE	HCV 3 AXLE	HCV 4+ AXLE	BUSES	MOTOR CYCLES	CYCLES	TOTAL
7.00	90	34	2	1	0	0	4	2	2	133
/	78	13	3	1	1	0	0	1	1	97
AJ	85	18	1	0	0	0	0	1	0	105
MJ	100	17	2	1	0	0	3	0	0	123
PI	115	13	1	1	0	0	2	1	0	133
EJ	127	14	1	1	1	0	2	0	0	146
AJ	174	16	1	1	0	0	2	0	0	194
KJ	118	5	1	1	1	0	0	0	0	126
\	85	9	2	1	0	0	1	1	0	99
9.30	160	21	4	0	1	0	3	0	1	189
10.00	158	20	1	3	1	0	3	0	0	186
10.30	167	20	4	2	1	0	3	0	1	197
11.00	132	12	1	1	1	1	2	1	0	151
11.30	181	21	2	3	2	2	2	0	0	213
12.00	193	16	2	0	1	0	1	1	0	214
12.30	199	24	3	1	0	0	2	0	0	229
13.00	184	16	2	3	0	0	1	1	2	209
13.30	189	18	4	0	0	1	1	0	0	213
14.00	173	21	8	1	0	0	6	1	1	210
14.30	197	15	3	3	0	0	5	0	0	223
15.00	262	24	1	0	0	0	6	0	0	293
15.30	287	24	3	0	0	0	4	1	2	319
/	101	16	3	0	0	0	2	1	0	123
PI	110	10	0	0	0	0	2	2	0	124
MJ	101	16	2	0	0	0	4	0	0	123
PI	103	11	3	0	0	0	0	2	0	119
EJ	77	17	1	0	0	0	1	0	0	96
AJ	96	10	0	0	0	0	2	0	0	108
KJ	95	19	0	0	0	0	0	0	0	114
\	101	8	1	0	0	0	0	0	0	110
18.00	87	6	1	0	0	0	0	0	0	94
18.30	95	4	0	0	0	0	0	0	2	99

START PERIOD	CARS	LCV	MCV	HCV 2 AXLE	HCV 3 AXLE	HCV 4+ AXLE	BUSES	MOTOR CYCLES	CYCLES	TOTAL
7.00	143	50	2	2	0	0	5	2	2	204
/	118	20	4	1	1	0	1	2	1	147
AJ	129	33	4	1	0	0	1	1	0	169
MJ	172	25	6	5	0	0	4	0	0	212
PI	239	28	4	2	0	0	5	2	0	280
EJ	257	24	1	2	2	1	4	0	0	291
AJ	328	31	3	4	0	0	4	0	0	370
KJ	226	19	3	2	1	0	1	0	0	252
\	143	16	3	3	1	1	4	0	0	171
9.30	287	40	4	0	1	0	8	0	1	340
10.00	262	42	1	4	2	0	6	0	0	317
10.30	306	39	5	2	1	1	5	1	1	360
11.00	279	27	2	2	2	1	3	1	1	317
11.30	348	38	4	3	2	2	4	0	0	401
12.00	350	35	4	0	2	0	1	1	1	393
12.30	370	42	6	2	1	0	3	0	0	424
13.00	336	31	8	5	0	0	2	3	1	386
13.30	376	34	6	1	0	1	3	0	0	421
14.00	346	37	12	1	1	0	6	2	1	405
14.30	360	34	5	3	0	0	7	0	0	409
15.00	546	40	2	0	0	0	9	0	0	597
15.30	507	48	5	1	0	0	7	1	2	569
/	202	27	3	0	0	0	5	2	0	239
PI	228	21	1	0	0	0	3	2	0	255
MJ	223	45	2	0	0	0	6	0	1	276
PI	217	21	5	0	0	0	2	2	1	247
EJ	201	44	3	0	0	0	1	1	0	250
AJ	221	27	1	0	0	0	2	1	1	252
KJ	210	32	0	0	0	0	0	0	1	242
\	229	14	2	0	0	0	0	0	1	245
18.00	267	24	2	0	0	0	0	0	1	293
18.30	266	15	1	0	0	0	0	0	2	282

PK 800 - 0900	480	48	9	9	1	1	8	1	0	557
PK 1630-1730	485	83	5	0	0	0	4	2	3	579
2 HR AM PK	730	91	16	13	2	1	14	2	0	869
2 HR PM PK	947	124	7	0	0	0	8	3	5	1089
12 HOUR TOTAL	4272	495	51	21	7	2	48	8	8	4904
% OF TOTAL	87.11	10.09	1.04	0.43	0.14	0.04	0.98	0.16	---	100

PK 800 - 0900	516	60	5	4	1	0	9	1	0	596
PK 1630-1730	377	54	6	0	0	0	7	2	0	446
2 HR AM PK	882	105	12	7	3	1	10	3	1	1023
2 HR PM PK	784	107	10	0	0	0	11	5	0	917
12 HOUR TOTAL	4420	508	63	25	10	6	64	16	11	5112
% OF TOTAL	86.46	9.94	1.23	0.49	0.20	0.12	1.25	0.31	---	100

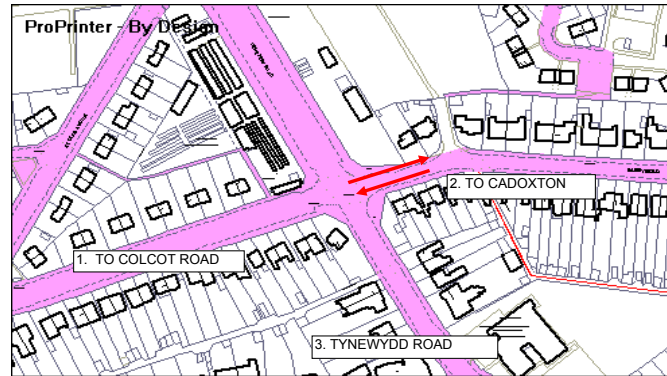
PK 800 - 0900	996	108	14	13	2	1	17	2	0	1153
PK 1630-1730	862	137	11	0	0	0	11	4	3	1025
2 HR AM PK	1612	196	28	20	5	2	24	5	1	1892
2 HR PM PK	1731	231	17	0	0	0	19	8	5	2006
12 HOUR TOTAL	8692	1003	114	46	17	8	112	24	19	10016
% OF TOTAL	86.78	10.01	1.14	0.46	0.17	0.08	1.12	0.24	---	100

Barry Road - Tynewydd Road

17th January, 2008

To Cadoxton
From Cadoxton
Cadoxton leg - 2way

Cemetery Road leg ignored (insignificant traffic turning movements)



CARS cars
LCV light commercial vehicles
MCV medium commercial vehicles
HCV 2 AXLE heavy commercial vehicles - 2 axle
HCV 3 AXLE heavy commercial vehicles - 3 axle
HCV 4+ AXLE heavy commercial vehicles - 4 plus axles
BUSES buses
MOTOR CYCLES motor cycles
CYCLES cycles - count NOT included in vehicle TOTALS

SITE	Barry Road - Tynewydd Road	DATE:	17/01/08
DIR	To Cadoxton	DAY	Thursday

SITE	Barry Road - Tynewydd Road	DATE:	17/01/08
DIR	From Cadoxton	DAY	Thursday

SITE	Barry Road - Tynewydd Road	DATE:	17/01/08
DIR	Cadoxton leg - 2way	DAY	Thursday

START PERIOD	CARS	LCV	MCV	HCV 2 AXLE	HCV 3 AXLE	HCV 4+ AXLE	BUSES	MOTOR CYCLES	CYCLES	TOTAL
7.00	50	28	2	0	0	0	3	1	1	84
/	45	8	3	1	1	0	1	1	0	60
AJ	61	8	0	0	0	0	1	1	0	71
MJ	82	8	1	0	0	0	3	0	0	94
PI	85	12	1	0	0	0	2	1	0	101
EJ	68	11	1	2	0	0	6	0	0	88
AJ	106	10	0	0	0	0	1	0	0	117
KJ	70	5	2	1	1	0	3	0	0	82
\	55	6	1	0	0	0	3	0	0	65
9.30	84	16	4	0	1	0	4	0	0	109
10.00	79	12	0	1	0	0	4	0	0	96
10.30	92	15	3	1	1	0	6	0	1	118
11.00	77	12	3	0	1	0	2	1	0	96
11.30	107	13	1	3	1	2	4	0	0	131
12.00	124	12	0	0	1	0	5	1	0	143
12.30	115	18	2	1	0	0	5	0	0	141
13.00	122	11	1	1	0	0	5	2	1	142
13.30	126	12	4	0	0	1	2	0	0	145
14.00	107	12	3	0	0	0	7	0	1	129
14.30	131	9	3	0	0	0	7	0	0	150
15.00	170	18	1	0	0	0	8	0	0	197
15.30	193	17	3	0	0	0	4	2	2	219
/	61	10	3	0	0	0	4	1	0	79
PI	77	7	0	0	0	0	2	2	0	88
MJ	84	10	1	0	0	0	4	0	0	99
PI	74	8	2	0	0	0	3	0	0	87
EJ	76	16	2	0	0	0	0	0	0	94
AJ	75	11	0	0	0	0	4	0	0	90
KJ	80	12	0	0	0	0	0	0	0	92
\	72	7	1	0	0	0	2	0	0	82
18.00	71	7	1	0	0	0	0	0	0	79
18.30	78	3	0	0	0	0	0	0	2	81

START PERIOD	CARS	LCV	MCV	HCV 2 AXLE	HCV 3 AXLE	HCV 4+ AXLE	BUSES	MOTOR CYCLES	CYCLES	TOTAL
7.00	41	13	0	1	0	0	1	0	0	56
/	28	4	2	0	0	0	0	0	0	34
AJ	38	11	3	1	0	0	1	0	0	54
MJ	57	4	4	3	0	0	2	0	0	70
PI	107	13	4	1	0	0	6	2	0	133
EJ	125	9	0	1	1	1	2	0	0	139
AJ	166	14	3	1	0	0	3	0	0	187
KJ	82	7	0	0	0	0	2	0	0	91
\	56	7	1	2	1	0	3	0	0	70
9.30	117	17	1	0	0	0	6	0	0	141
10.00	82	13	1	0	1	0	7	0	0	104
10.30	111	13	2	0	0	1	3	1	0	131
11.00	126	15	0	2	1	0	7	1	0	152
11.30	123	11	2	0	0	0	3	0	0	139
12.00	118	13	2	0	1	0	5	0	2	139
12.30	122	12	3	0	1	0	2	1	0	141
13.00	117	14	4	0	0	0	6	1	0	142
13.30	150	17	2	1	0	0	3	0	0	173
14.00	144	12	8	0	1	0	4	1	0	170
14.30	131	13	0	0	0	0	4	0	0	148
15.00	214	8	2	0	0	0	7	0	0	231
15.30	157	22	1	2	0	0	4	0	0	186
/	74	12	0	0	0	0	4	1	2	91
PI	86	6	1	0	0	0	3	0	0	96
MJ	86	21	1	0	0	0	2	0	2	110
PI	93	8	1	0	0	0	2	0	0	104
EJ	75	17	2	0	0	0	2	0	0	96
AJ	87	13	1	0	0	0	2	0	0	103
KJ	80	12	0	0	0	0	0	0	1	92
\	88	6	1	0	0	0	2	0	1	97
18.00	158	12	1	0	0	0	5	0	1	176
18.30	160	8	1	0	0	0	1	0	0	170

START PERIOD	CARS	LCV	MCV	HCV 2 AXLE	HCV 3 AXLE	HCV 4+ AXLE	BUSES	MOTOR CYCLES	CYCLES	TOTAL
7.00	91	41	2	1	0	0	4	1	1	140
/	73	12	5	1	1	0	1	1	0	94
AJ	99	19	3	1	0	0	2	1	0	125
MJ	139	12	5	3	0	0	5	0	0	164
PI	192	25	5	1	0	0	8	3	0	234
EJ	193	20	1	3	1	1	8	0	0	227
AJ	272	24	3	1	0	0	4	0	0	304
KJ	152	12	2	1	1	0	5	0	0	173
\	111	13	2	2	1	0	6	0	0	135
9.30	201	33	5	0	1	0	10	0	0	250
10.00	161	25	1	1	1	0	11	0	0	200
10.30	203	28	5	1	1	1	9	1	1	249
11.00	203	27	3	2	2	0	9	2	0	248
11.30	230	24	3	3	1	2	7	0	0	270
12.00	242	25	2	0	2	0	10	1	2	282
12.30	237	30	5	1	1	0	7	1	0	282
13.00	239	25	5	1	0	0	11	3	1	284
13.30	276	29	6	1	0	1	5	0	0	318
14.00	251	24	11	0	1	0	11	1	1	299
14.30	262	22	3	0	0	0	11	0	0	298
15.00	384	26	3	0	0	0	15	0	0	428
15.30	350	39	4	2	0	0	8	2	2	405
/	135	22	3	0	0	0	8	2	2	170
PI	163	13	1	0	0	0	5	2	0	184
MJ	170	31	2	0	0	0	6	0	2	209
PI	167	16	3	0	0	0	5	0	0	191
EJ	151	33	4	0	0	0	2	0	0	190
AJ	162	24	1	0	0	0	6	0	0	193
KJ	160	24	0	0	0	0	0	0	1	184
\	160	13	2	0	0	0	4	0	1	179
18.00	229	19	2	0	0	0	5	0	1	255
18.30	238	11	1	0	0	0	1	0	2	251

PK 800 - 0900	341	41	3	2	0	0	12	1	0	400
PK 1630-1730	309	45	5	0	0	0	11	0	0	370
2 HR AM PK	572	68	9	4	2	0	20	3	0	678
2 HR PM PK	599	81	9	0	0	0	19	3	0	711
12 HOUR TOTAL	2897	364	49	11	7	3	105	13	8	3449
% OF TOTAL	84.00	10.55	1.42	0.32	0.20	0.09	3.04	0.38	---	100

PK 800 - 0900	455	40	11	6	1	1	13	2	0	529
PK 1630-1730	341	59	5	0	0	0	8	0	2	413
2 HR AM PK	659	69	17	9	2	1	19	2	0	778
2 HR PM PK	669	95	7	0	0	0	17	1	6	789
12 HOUR TOTAL	3399	377	54	15	7	2	104	8	9	3966
% OF TOTAL	85.70	9.51	1.36	0.38	0.18	0.05	2.62	0.20	---	100

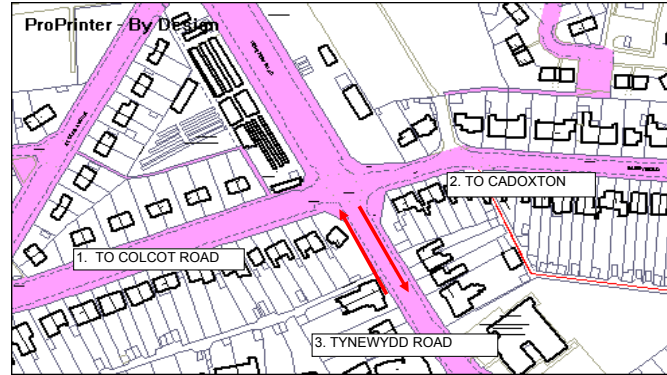
PK 800 - 0900	796	81	14	8	1	1	25	3	0	929
PK 1630-1730	650	104	10	0	0	0	19	0	2	783
2 HR AM PK	1231	137	26	13	4	1	39	5	0	1456
2 HR PM PK	1268	176	16	0	0	0	36	4	6	1500
12 HOUR TOTAL	6296	741	103	26	14	5	209	21	17	7415
% OF TOTAL	84.91	9.99	1.39	0.35	0.19	0.07	2.82	0.28	---	100

Barry Road - Tynewydd Road

17th January, 2008

To Tynewydd Road
From Tynewydd Road
Tynewydd Road leg - 2way

Cemetery Road leg ignored (insignificant traffic turning movements)



CARS cars
LCV light commercial vehicles
MCV medium commercial vehicles
HCV 2 AXLE heavy commercial vehicles - 2 axle
HCV 3 AXLE heavy commercial vehicles - 3 axle
HCV 4+ AXLE heavy commercial vehicles - 4 plus axles
BUSES buses
MOTOR CYCLES motor cycles
CYCLES cycles - count NOT included in vehicle TOTALS

SITE	Barry Road - Tynewydd Road	DATE:	17/01/08
DIR	To Tynewydd Road	DAY	Thursday

SITE	Barry Road - Tynewydd Road	DATE:	17/01/08
DIR	From Tynewydd Road	DAY	Thursday

SITE	Barry Road - Tynewydd Road	DATE:	17/01/08
DIR	Tynewydd Road leg - 2way	DAY	Thursday

START PERIOD	CARS	LCV	MCV	HCV 2 AXLE	HCV 3 AXLE	HCV 4+ AXLE	BUSES	MOTOR CYCLES	CYCLES	TOTAL
7.00	50	8	0	1	0	0	2	1	1	62
/	37	5	1	0	0	0	0	0	1	43
AJ	37	12	1	1	0	0	1	0	0	52
MJ	48	9	1	1	0	0	2	0	0	61
PI	71	5	1	1	0	0	4	1	0	83
EJ	110	9	0	0	1	0	1	0	0	121
AJ	141	12	2	1	0	0	3	0	0	159
KJ	82	3	0	0	0	0	1	0	0	86
\	65	5	1	1	0	1	2	0	0	75
9.30	126	11	1	0	0	0	3	0	1	141
10.00	124	10	2	2	1	0	7	0	0	146
10.30	133	13	2	1	0	0	2	0	0	151
11.00	112	10	0	2	0	1	8	1	0	134
11.30	132	10	1	2	1	0	4	0	0	150
12.00	129	12	2	0	0	0	6	0	2	149
12.30	132	14	2	1	0	0	2	1	0	152
13.00	125	12	1	2	0	1	6	0	0	147
13.30	122	10	3	0	0	0	3	0	0	138
14.00	122	14	9	1	0	0	6	1	0	153
14.30	134	12	0	3	0	0	4	0	0	153
15.00	180	8	1	0	0	0	6	0	0	195
15.30	185	15	1	1	0	0	5	0	0	207
/	69	11	1	0	0	0	2	0	2	83
PI	70	5	0	0	0	0	2	0	0	77
MJ	60	11	2	0	0	0	3	0	2	76
PI	62	3	2	0	0	0	2	2	0	71
EJ	38	5	1	0	0	0	3	0	0	47
AJ	61	4	0	0	0	0	3	0	0	68
KJ	53	13	0	0	0	0	0	0	0	66
\	55	4	0	0	0	0	2	0	0	61
18.00	51	3	0	0	0	0	5	0	0	59
18.30	54	1	0	0	0	0	1	0	0	56

START PERIOD	CARS	LCV	MCV	HCV 2 AXLE	HCV 3 AXLE	HCV 4+ AXLE	BUSES	MOTOR CYCLES	CYCLES	TOTAL
7.00	22	5	0	0	0	0	1	0	0	28
/	16	3	0	0	0	0	2	1	0	22
AJ	19	6	0	1	0	0	2	0	0	28
MJ	45	4	0	1	0	0	1	0	0	51
PI	58	6	0	0	0	0	1	0	0	65
EJ	56	7	0	1	0	0	5	0	0	69
AJ	61	7	0	2	0	0	1	0	0	71
KJ	60	10	3	1	0	0	3	0	0	77
\	37	2	0	0	0	0	4	0	0	43
9.30	60	8	0	0	0	0	3	0	0	71
10.00	67	11	0	1	0	0	4	0	0	83
10.30	86	14	0	0	0	0	4	0	0	104
11.00	78	10	3	0	0	0	2	0	1	93
11.30	102	8	0	2	0	0	5	0	0	117
12.00	99	14	0	0	0	0	5	0	1	118
12.30	97	14	1	2	0	0	4	0	0	118
13.00	98	8	2	2	0	0	5	0	0	115
13.30	96	3	3	0	0	0	3	0	0	105
14.00	85	9	0	0	0	0	3	0	0	97
14.30	100	12	2	0	0	0	4	0	0	118
15.00	158	10	0	0	0	0	4	0	0	172
15.30	154	10	2	0	0	0	4	1	0	171
/	56	4	1	0	0	0	3	0	0	64
PI	69	7	0	0	0	0	0	0	0	76
MJ	79	13	0	0	0	0	3	0	1	95
PI	54	2	2	0	0	0	5	0	1	63
EJ	86	14	2	0	0	0	0	1	0	103
AJ	78	9	0	0	0	0	3	1	1	91
KJ	73	7	0	0	0	0	0	0	0	80
\	66	3	0	0	0	0	2	0	0	71
18.00	57	10	0	0	0	0	0	0	0	67
18.30	48	3	0	0	0	0	0	0	0	51

START PERIOD	CARS	LCV	MCV	HCV 2 AXLE	HCV 3 AXLE	HCV 4+ AXLE	BUSES	MOTOR CYCLES	CYCLES	TOTAL
7.00	72	13	0	1	0	0	3	1	1	90
/	53	8	1	0	0	0	2	1	1	65
AJ	56	18	1	2	0	0	3	0	0	80
MJ	93	13	1	2	0	0	3	0	0	112
PI	129	11	1	1	0	0	5	1	0	148
EJ	166	16	0	1	1	0	6	0	0	190
AJ	202	19	2	3	0	0	4	0	0	230
KJ	142	13	3	1	0	0	4	0	0	163
\	102	7	1	1	0	1	6	0	0	118
9.30	186	19	1	0	0	0	6	0	1	212
10.00	191	21	2	3	1	0	11	0	0	229
10.30	219	27	2	1	0	0	6	0	0	255
11.00	190	20	3	2	0	1	10	1	1	227
11.30	234	18	1	4	1	0	9	0	0	267
12.00	228	26	2	0	0	0	11	0	3	267
12.30	229	28	3	3	0	0	6	1	0	270
13.00	223	20	3	4	0	1	11	0	0	262
13.30	218	13	6	0	0	0	6	0	0	243
14.00	207	23	9	1	0	0	9	1	0	250
14.30	234	24	2	3	0	0	8	0	0	271
15.00	338	18	1	0	0	0	10	0	0	367
15.30	339	25	3	1	0	0	9	1	0	378
/	125	15	2	0	0	0	5	0	2	147
PI	139	12	0	0	0	0	2	0	0	153
MJ	139	24	2	0	0	0	6	0	3	171
PI	116	5	4	0	0	0	7	2	1	134
EJ	124	19	3	0	0	0	3	1	0	150
AJ	139	13	0	0	0	0	6	1	1	159
KJ	126	20	0	0	0	0	0	0	0	146
\	121	7	0	0	0	0	4	0	0	132
18.00	108	13	0	0	0	0	5	0	0	126
18.30	102	4	0	0	0	0	1	0	0	107

PERIOD	CARS	LCV	MCV	HCV 2 AXLE	HCV 3 AXLE	HCV 4+ AXLE	BUSES	MOTOR CYCLES	CYCLES	TOTAL
PK 800 - 0900	370	35	4	3	1	0	10	1	0	424
PK 1630-1730	221	23	5	0	0	0	11	2	2	262
2 HR AM PK	591	60	7	5	1	1	14	1	1	680
2 HR PM PK	468	56	6	0	0	0	17	2	4	549
12 HOUR TOTAL	2970	279	38	21	3	3	101	7	9	3422
% OF TOTAL	86.79	8.15	1.11	0.61	0.09	0.09	2.95	0.20	---	100

PERIOD	CARS	LCV	MCV	HCV 2 AXLE	HCV 3 AXLE	HCV 4+ AXLE	BUSES	MOTOR CYCLES	CYCLES	TOTAL
PK 800 - 0900	220	24	0	4	0	0	8	0	0	256
PK 1630-1730	297	38	4	0	0	0	11	2	3	352
2 HR AM PK	352	45	3	6	0	0	19	1	0	426
2 HR PM PK	561	59	5	0	0	0	16	2	3	643
12 HOUR TOTAL	2320	253	21	13	0	0	86	4	5	2697
% OF TOTAL	86.02	9.38	0.78	0.48	0.00	0.00	3.19	0.15	---	100

PERIOD	CARS	LCV	MCV	HCV 2 AXLE	HCV 3 AXLE	HCV 4+ AXLE	BUSES	MOTOR CYCLES	CYCLES	TOTAL
PK 800 - 0900	590	59	4	7	1	0	18	1	0	680
PK 1630-1730	518	61	9	0	0	0	22	4	5	614
2 HR AM PK	943	105	10	11	1	1	33	2	1	1106
2 HR PM PK	1029	115	11	0	0	0	33	4	7	1192
12 HOUR TOTAL	5290	532	59	34	3	3	187	11	14	6119
% OF TOTAL	86.45	8.69	0.96	0.56	0.05	0.05	3.06	0.18	---	100

Turning Count Cemetary Road



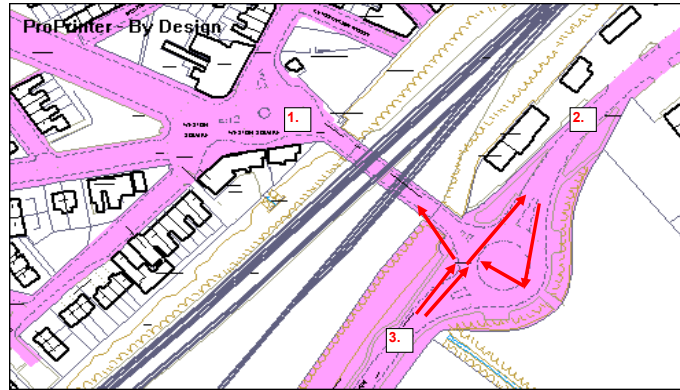
		AM											
		Cemetary Rd to Barry Rd E/B		Cemetary Rd to Ty-Newydd		Cemetary Rd to Barry Road		Barry Rd E/B to Cemetary		Ty-Newydd Road to Cemetary Road		Barry Rd W/B to Cemetary Road	
		Light	HGV	Light	HGV	Light	HGV	Light	HGV	Light	HGV	Light	HGV
07:45	08:00	1	0	1	0	0	0	0	0	2	0	0	0
08:00	08:15	2	0	2	0	1	0	4	0	1	0	0	0
08:15	08:30	1	1	3	0	0	0	1	0	1	0	0	0
08:30	08:45	0	2	1	0	1	0	2	0	1	1	1	0
08:45	09:00	2	1	1	0	1	0	0	0	0	0	0	0
09:00	09:15	0	0	3	0	0	0	1	0	3	2	2	0
09:15	09:30	3	0	3	0	1	0	1	0	2	0	0	0
09:30	09:45	0	0	0	0	0	0	1	0	4	1	1	0
08:30	09:30	5	3	8	0	3	0	4	0	6	3	3	0

		PM											
		Cemetary Rd to Barry Rd E/B		Cemetary Rd to Ty-Newydd		Cemetary Rd to Barry Road		Barry Rd E/B to Cemetary		Ty-Newydd Road to Cemetary Road		Barry Rd W/B to Cemetary Road	
		Light	HGV	Light	HGV	Light	HGV	Light	HGV	Light	HGV	Light	HGV
16:00	16:15			1		2		3		4			
16:15	16:30	1		5		1				1			
16:30	16:45	3				1		1			1		
16:45	17:00	2		2	1			4				1	
17:00	17:15	2	1	1				3		2	1	2	
17:15	17:30	1				1		2		1			
17:30	17:45	1		1		1		1		1			
17:45	18:00	1						1		1		1	
16:30	17:30	8	1	3	1	2	0	10	0	3	2	3	0

Barry Docks Access(Millennium Way)-Cardiff Rd

24th May, 2007

Millennium Way to Weston Square - 3 to 1
 Millennium Way to Cardiff Road - 3 to 2
 Cardiff Road to Weston Square - 2 to 1



CARS cars
 LCV light commercial vehicles
 MCV medium commercial vehicles
 HCV 2 AXLE heavy commercial vehicles - 2 axle
 HCV 3 AXLE heavy commercial vehicles - 3 axle
 HCV 4+ AXLE heavy commercial vehicles - 4 plus axles
 BUSES buses
 MOTOR CYCLES motor cycles
 CYCLES cycles - count NOT included in vehicle TOTALS

SITE	Barry Docks Access (Millennium Way) - Cardiff Road Roundabout	DATE:	24/05/07
DIR	Millennium Way to Weston Square - 3 to 1	DAY	Thursday

SITE	Barry Docks Access (Millennium Way) - Cardiff Road Roundabout	DATE:	24/05/07
DIR	Millennium Way to Cardiff Road - 3 to 2	DAY	Thursday

SITE	Barry Docks Access (Millennium Way) - Cardiff Road Roundabout	DATE:	24/05/07
DIR	Cardiff Road to Weston Square - 2 to 1	DAY	Thursday

START PERIOD	CARS	LCV	MCV	HCV 2 AXLE	HCV 3 AXLE	HCV 4+ AXLE	BUSES	MOTOR CYCLES	CYCLES	TOTAL
7.00	8	5	0	0	0	0	3	0	1	16
/	9	5	1	0	0	0	3	0	0	18
A\	12	2	1	0	0	0	1	0	0	16
M\	13	4	0	0	0	0	0	0	0	17
P\	8	3	2	0	0	0	0	0	0	13
E\	13	5	3	1	0	0	2	0	0	24
A\	18	4	0	1	0	0	0	0	0	23
K\	22	3	1	1	0	0	0	0	0	27
\	19	7	0	1	1	0	0	0	0	28
9.30	45	8	3	1	0	0	1	0	0	58
10.00	74	8	3	0	0	1	2	1	0	89
10.30	51	6	1	1	0	0	0	0	0	59
11.00	48	7	2	0	0	1	0	0	0	58
11.30	37	9	0	0	0	0	2	0	0	48
12.00	68	2	3	0	1	0	0	1	0	75
12.30	57	4	5	0	0	0	0	1	0	67
13.00	75	10	3	0	0	0	1	2	0	91
13.30	39	8	2	0	0	0	3	0	1	52
14.00	50	7	1	1	0	0	2	1	1	62
14.30	46	8	0	1	0	0	4	0	0	59
15.00	52	10	1	2	0	0	2	0	0	67
15.30	56	7	2	1	0	0	2	1	0	69
/	42	2	3	0	0	0	0	0	1	47
P\	32	6	1	0	0	0	0	0	0	39
M\	38	5	1	0	0	0	1	0	1	45
P\	36	6	2	0	0	0	1	1	3	46
E\	48	7	1	0	0	0	1	2	1	59
A\	38	8	2	0	0	0	0	0	0	48
K\	49	3	0	0	0	0	0	0	0	52
\	33	1	1	0	0	0	2	0	0	37
18.00	45	2	1	1	0	0	0	0	2	49
18.30	52	3	1	0	0	0	0	1	1	57

START PERIOD	CARS	LCV	MCV	HCV 2 AXLE	HCV 3 AXLE	HCV 4+ AXLE	BUSES	MOTOR CYCLES	CYCLES	TOTAL
7.00	182	24	8	3	1	10	12	4	2	244
/	85	18	1	1	2	2	9	5	0	123
A\	104	9	1	1	1	1	2	2	1	121
M\	98	14	1	3	0	1	1	2	1	120
P\	131	17	1	3	0	2	3	2	0	159
E\	110	18	0	0	1	5	2	1	0	137
A\	90	12	1	4	1	8	1	0	0	117
K\	106	10	4	4	1	4	1	0	0	130
\	83	15	1	4	1	8	0	2	0	114
9.30	172	24	6	6	4	11	6	0	0	229
10.00	144	6	4	1	0	6	2	1	0	164
10.30	179	20	8	8	2	8	1	4	0	230
11.00	174	21	4	5	0	14	4	1	1	223
11.30	184	28	6	4	6	8	1	0	0	237
12.00	217	15	8	3	1	11	4	2	0	261
12.30	233	29	5	3	3	6	1	1	0	281
13.00	184	42	6	3	1	10	2	1	0	249
13.30	200	20	3	2	3	17	2	1	0	248
14.00	161	23	6	2	5	14	11	3	0	225
14.30	166	23	6	6	1	9	10	0	0	221
15.00	165	28	5	1	1	2	1	4	0	207
15.30	205	20	2	3	4	9	0	1	0	244
/	113	9	3	0	0	5	0	3	0	133
P\	93	8	0	0	1	5	1	0	1	108
M\	110	21	5	0	0	4	0	0	4	140
P\	104	8	2	0	0	2	1	1	2	118
E\	147	7	1	0	1	2	0	1	6	159
A\	137	10	2	1	0	1	2	0	1	153
K\	129	4	0	2	0	3	0	1	1	139
\	100	9	3	0	0	2	0	1	1	115
18.00	115	7	1	0	0	1	2	0	1	126
18.30	92	1	0	0	0	0	0	1	1	94

START PERIOD	CARS	LCV	MCV	HCV 2 AXLE	HCV 3 AXLE	HCV 4+ AXLE	BUSES	MOTOR CYCLES	CYCLES	TOTAL
7.00	35	9	0	4	0	1	3	0	0	52
/	29	6	1	2	0	0	2	2	0	42
A\	40	12	0	0	0	1	1	1	1	55
M\	45	9	0	1	0	0	0	0	0	55
P\	87	6	1	3	0	0	1	0	0	98
E\	104	13	1	1	0	0	3	0	0	122
A\	121	22	2	2	1	1	3	2	0	154
K\	90	13	2	2	0	0	4	0	0	111
\	72	12	1	2	1	0	3	0	0	91
9.30	122	23	2	1	0	0	3	0	0	151
10.00	105	16	5	4	0	0	3	0	0	133
10.30	153	18	4	1	0	0	1	1	0	178
11.00	133	16	5	2	2	0	0	0	1	158
11.30	147	13	6	4	0	0	4	2	0	176
12.00	186	9	8	2	0	0	5	1	0	211
12.30	168	12	3	2	0	2	3	2	0	192
13.00	163	21	4	1	0	0	5	0	1	194
13.30	177	22	3	4	0	1	1	0	1	208
14.00	179	26	1	2	0	0	2	2	0	212
14.30	181	19	1	4	0	0	4	2	0	211
15.00	181	25	1	2	1	0	4	1	0	215
15.30	188	21	4	1	0	0	3	1	0	218
/	105	8	2	1	0	0	5	1	0	122
P\	105	9	0	0	0	0	3	0	0	117
M\	110	9	1	0	0	0	1	1	0	122
P\	129	6	3	0	0	0	0	3	1	141
E\	137	11	2	1	0	0	0	4	2	155
A\	100	4	1	1	0	0	0	1	1	107
K\	138	9	2	1	0	0	0	0	1	150
\	117	6	1	0	0	0	2	1	0	127
18.00	100	2	0	0	0	0	0	0	1	102
18.30	107	7	0	0	0	0	1	2	0	117

PK 800 - 0900	52	16	5	2	0	0	2	0	0	77
PK 1630-1730	160	26	6	0	0	0	3	3	5	198
2 HR AM PK	114	33	8	4	1	0	6	0	0	166
2 HR PM PK	316	38	11	0	0	0	5	3	6	373
12 HOUR TOTAL	1233	175	47	12	2	2	33	11	12	1515
% OF TOTAL	81.39	11.55	3.10	0.79	0.13	0.13	2.18	0.73	---	100

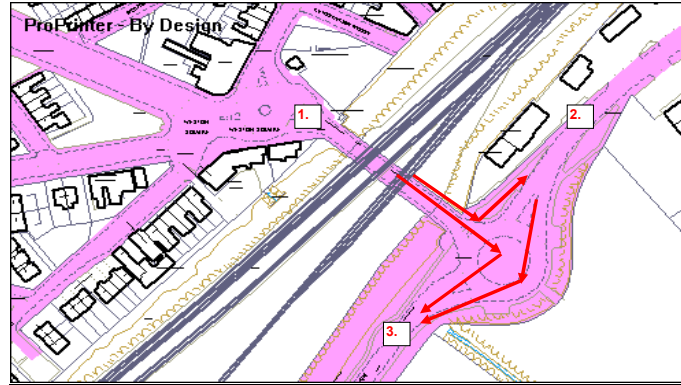
PK 800 - 0900	429	61	3	10	2	16	7	5	1	533
PK 1630-1730	498	46	10	1	1	9	3	2	13	570
2 HR AM PK	807	113	10	20	7	31	19	14	2	1021
2 HR PM PK	933	76	16	3	2	24	4	7	16	1065
12 HOUR TOTAL	4513	520	104	73	41	191	82	45	23	5569
% OF TOTAL	81.04	9.34	1.87	1.31	0.74	3.43	1.47	0.81	---	100

PK 800 - 0900	357	50	4	7	1	1	7	2	0	429
PK 1630-1730	476	30	7	2	0	0	1	9	4	525
2 HR AM PK	588	93	8	13	2	2	17	5	1	728
2 HR PM PK	941	62	12	4	0	0	11	11	5	1041
12 HOUR TOTAL	3854	414	67	51	5	6	70	30	10	4497
% OF TOTAL	85.70	9.21	1.49	1.13	0.11	0.13	1.56	0.67	---	100

Barry Docks Access(Millennium Way)-Cardiff Rd

24th May, 2007

Cardiff Road to Millennium Way - 2 to 3
 Weston Square to Millennium Way - 1 to 3
 Weston Square to Cardiff Road - 1 to 2



CARS cars
 LCV light commercial vehicles
 MCV medium commercial vehicles
 HCV 2 AXLE heavy commercial vehicles - 2 axle
 HCV 3 AXLE heavy commercial vehicles - 3 axle
 HCV 4+ AXLE heavy commercial vehicles - 4 plus axles
 BUSES buses
 MOTOR CYCLES motor cycles
 CYCLES cycles - count NOT included in vehicle TOTALS

SITE	Barry Docks Access (Millennium Way) - Cardiff Road R/bt	DATE:	24/05/07
DIR	Cardiff Road to Millennium Way - 2 to 3	DAY	Thursday

SITE	Barry Docks Access (Millennium Way) - Cardiff Road R/bt	DATE:	24/05/07
DIR	Weston Square to Millennium Way - 1 to 3	DAY	Thursday

SITE	Barry Docks Access (Millennium Way) - Cardiff Road R/bt	DATE:	24/05/07
DIR	Weston Square to Cardiff Road - 1 to 2	DAY	Thursday

START PERIOD	CARS	LCV	MCV	HCV 2 AXLE	HCV 3 AXLE	HCV 4+ AXLE	BUSES	MOTOR CYCLES	CYCLES	TOTAL
7.00	60	24	1	1	2	2	1	1	1	92
/	7.30	49	9	2	0	0	4	1	0	65
A	7.45	52	14	0	2	1	4	1	0	74
M	8.00	63	15	5	1	1	7	0	1	93
P	8.15	85	14	4	0	1	5	0	0	109
E	8.30	99	8	2	2	1	7	4	3	126
A	8.45	117	20	0	0	2	7	3	0	149
K	9.00	94	9	3	2	0	2	2	1	113
\	9.15	95	11	5	3	0	7	5	2	128
9.30	137	22	2	3	3	10	4	0	0	181
10.00	136	23	8	4	1	12	1	2	0	187
10.30	143	19	4	4	1	7	3	0	1	181
11.00	142	40	3	5	3	7	3	0	0	203
11.30	167	37	0	6	2	8	3	1	0	224
12.00	163	35	1	5	0	15	3	4	1	226
12.30	195	24	2	2	1	17	1	1	0	243
13.00	183	28	5	3	3	10	3	1	0	236
13.30	202	27	3	2	2	9	3	0	0	248
14.00	186	27	4	3	3	4	1	2	0	230
14.30	205	23	5	6	3	6	1	3	0	252
15.00	201	18	1	4	0	15	2	2	0	243
15.30	216	26	5	2	0	12	3	2	0	266
/	16.00	120	16	0	1	1	3	6	0	147
P	16.15	100	15	1	3	0	2	3	1	125
M	16.30	117	19	0	2	1	8	6	4	157
P	16.45	155	15	1	2	0	1	0	4	178
E	17.00	141	18	2	3	0	3	3	2	172
A	17.15	123	15	0	1	0	3	0	1	143
K	17.30	139	9	1	2	0	1	2	2	156
\	17.45	139	7	0	1	0	3	2	1	153
18.00	237	15	1	0	1	6	3	3	1	266
18.30	234	15	3	1	1	3	3	2	2	262

START PERIOD	CARS	LCV	MCV	HCV 2 AXLE	HCV 3 AXLE	HCV 4+ AXLE	BUSES	MOTOR CYCLES	CYCLES	TOTAL
29	11	1	2	0	0	0	0	0	0	43
12	6	0	0	0	0	1	0	1	1	19
30	9	3	0	0	0	0	1	0	0	43
20	4	2	0	0	0	0	1	0	0	27
20	8	1	1	0	0	1	0	0	0	31
24	4	1	0	0	0	0	0	0	0	29
32	2	0	0	0	0	0	2	2	0	38
24	6	1	1	0	0	6	0	0	0	38
30	1	0	0	0	0	3	0	0	0	34
40	6	2	1	0	0	0	0	0	0	49
51	7	3	2	0	1	1	1	1	0	66
31	6	0	1	0	0	0	0	0	0	38
38	6	3	2	0	0	0	1	3	0	50
25	5	4	1	0	0	2	0	0	0	37
20	6	2	3	0	0	0	0	2	0	31
39	6	2	2	0	0	0	0	0	0	49
33	3	4	3	0	0	0	0	3	0	46
46	4	5	0	0	0	0	0	0	0	55
41	6	0	1	1	0	0	1	0	0	50
25	10	1	0	0	0	1	1	1	0	38
31	5	0	2	0	0	0	0	0	0	38
37	5	1	1	0	0	2	0	0	0	46
22	1	0	0	0	0	0	0	0	0	23
20	2	1	1	0	0	3	1	0	0	28
24	2	0	0	0	0	4	0	3	0	30
15	3	0	0	0	0	1	0	0	0	19
20	4	1	0	0	0	1	0	0	0	26
17	8	1	1	1	0	1	1	1	0	30
20	1	0	1	0	0	0	0	1	0	22
16	1	0	0	0	0	0	0	0	0	17
10	4	0	0	0	0	0	0	0	0	14
16	1	0	0	0	0	0	0	1	0	18

START PERIOD	CARS	LCV	MCV	HCV 2 AXLE	HCV 3 AXLE	HCV 4+ AXLE	BUSES	MOTOR CYCLES	CYCLES	TOTAL
122	31	0	2	0	0	2	2	0	0	159
61	8	2	0	0	0	1	1	0	0	73
68	8	0	2	0	1	3	0	2	0	82
69	16	2	0	1	0	1	2	1	0	91
65	8	1	0	0	0	1	1	2	0	76
83	7	3	1	0	0	0	0	0	0	94
53	13	2	0	0	0	2	0	0	0	70
96	13	2	0	1	1	3	0	1	0	116
71	18	2	2	1	1	2	0	1	0	97
122	21	3	2	1	0	1	0	0	0	150
111	21	3	4	0	2	1	1	1	0	143
144	27	3	4	0	0	2	1	0	0	181
143	14	4	1	0	0	2	0	0	0	164
148	21	4	4	0	0	0	0	0	1	177
148	28	3	1	2	0	3	3	1	0	188
193	18	0	3	0	0	1	1	0	0	216
205	24	3	1	0	0	1	1	0	0	234
163	23	3	2	0	0	1	0	0	0	192
160	21	2	0	0	0	4	1	0	0	188
159	25	1	4	0	0	3	1	0	0	193
200	21	3	1	0	0	3	0	1	0	228
184	20	0	1	0	0	4	0	2	0	209
74	12	1	0	0	0	1	1	0	0	89
103	14	3	0	0	0	5	0	3	0	125
91	8	0	1	0	0	4	1	0	0	105
85	4	1	0	0	0	3	1	0	0	94
91	10	2	0	0	0	0	0	0	0	103
89	9	0	0	0	0	1	1	0	0	100
87	6	1	0	0	0	0	0	0	0	94
80	8	0	0	0	0	1	0	2	0	89
100	3	1	0	0	0	1	3	0	0	108
76	4	1	0	0	0	1	1	0	0	83

PK 800 - 0900	364	57	11	3	5	26	7	4	0	477
PK 1630-1730	536	67	3	8	1	15	9	11	7	650
2 HR AM PK	654	100	21	10	6	43	16	7	2	857
2 HR PM PK	1034	114	5	15	2	24	22	15	8	1231
12 HOUR TOTAL	4495	617	74	76	34	210	76	46	16	5628
% OF TOTAL	79.87	10.96	1.31	1.35	0.60	3.73	1.35	0.82	---	100

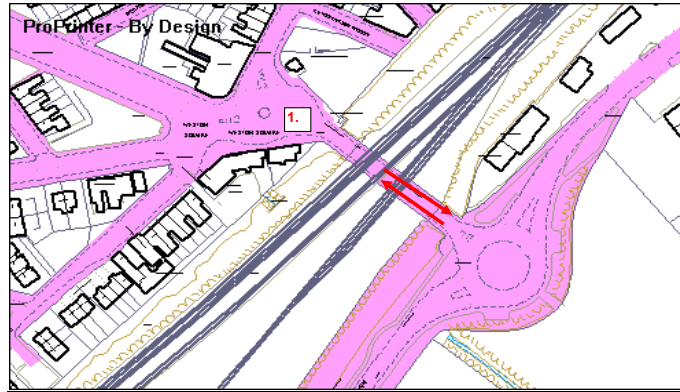
96	18	4	1	0	0	3	3	0	0	125
76	17	2	1	1	0	7	1	3	0	105
192	40	8	2	0	0	13	4	1	0	259
154	22	3	3	1	0	10	2	4	0	195
858	153	39	26	2	1	29	14	10	0	1122
76.47	13.64	3.48	2.32	0.18	0.09	2.58	1.25	---	0	100

270	44	8	1	1	0	4	3	3	0	331
356	31	3	1	0	0	8	3	0	0	402
566	91	14	5	3	3	13	4	7	0	699
700	71	8	1	0	0	15	4	5	0	799
3644	484	56	36	6	5	58	22	17	0	4311
84.53	11.23	1.30	0.84	0.14	0.12	1.35	0.51	---	0	100

Barry Docks Access(Millennium Way)-Cardiff Rd

24th May, 2007

To Weston Square
From Weston Square
Weston Square leg - 2way



CARS cars
LCV light commercial vehicles
MCV medium commercial vehicles
HCV 2 AXLE heavy commercial vehicles - 2 axle
HCV 3 AXLE heavy commercial vehicles - 3 axle
HCV 4+ AXLE heavy commercial vehicles - 4 plus axles
BUSES buses
MOTOR CYCLES motor cycles
CYCLES cycles - count NOT included in vehicle TOTALS

SITE	Barry Docks Access (Millennium Way) - Cardiff Road Roundabout	DATE:	24/05/07
DIR	To Weston Square	DAY	Thursday

SITE	Barry Docks Access (Millennium Way) - Cardiff Road Roundabout	DATE:	24/05/07
DIR	From Weston Square	DAY	Thursday

SITE	Barry Docks Access (Millennium Way) - Cardiff Road Roundabout	DATE:	24/05/07
DIR	Weston Square leg - 2way	DAY	Thursday

START PERIOD	CARS	LCV	MCV	HCV 2 AXLE	HCV 3 AXLE	HCV 4+ AXLE	BUSES	MOTOR CYCLES	CYCLES	TOTAL
7.00	43	14	0	4	0	1	6	0	1	68
/	38	11	2	2	0	0	5	2	0	60
A\	52	14	1	0	0	1	2	1	1	71
M\	58	13	0	1	0	0	0	0	0	72
P\	95	9	3	3	0	0	1	0	0	111
E\	117	18	4	2	0	0	5	0	0	146
A\	139	26	2	3	1	1	3	2	0	177
K\	112	16	3	3	0	0	4	0	0	138
\	91	19	1	3	2	0	3	0	0	119
9.30	167	31	5	2	0	0	4	0	0	209
10.00	179	24	8	4	0	1	5	1	0	222
10.30	204	24	5	2	0	0	1	1	0	237
11.00	181	23	7	2	2	1	0	0	1	216
11.30	184	22	6	4	0	0	6	2	0	224
12.00	254	11	11	2	1	0	5	2	0	286
12.30	225	16	8	2	0	2	3	3	0	259
13.00	238	31	7	1	0	0	6	2	1	285
13.30	216	30	5	4	0	1	4	0	2	260
14.00	229	33	2	3	0	0	4	3	1	274
14.30	227	27	1	5	0	0	8	2	0	270
15.00	233	35	2	4	1	0	6	1	0	282
15.30	244	28	6	2	0	0	5	2	0	287
/	147	10	5	1	0	0	5	1	1	169
P\	137	15	1	0	0	0	3	0	0	156
M\	148	14	2	0	0	0	2	1	1	167
P\	165	12	5	0	0	0	1	4	4	187
E\	185	18	3	1	0	0	1	6	3	214
A\	138	12	3	1	0	0	0	1	1	155
K\	187	12	2	1	0	0	0	0	1	202
\	150	7	2	0	0	0	4	1	0	164
18.00	145	4	1	1	0	0	0	0	3	151
18.30	159	10	1	0	0	0	1	3	1	174

START PERIOD	CARS	LCV	MCV	HCV 2 AXLE	HCV 3 AXLE	HCV 4+ AXLE	BUSES	MOTOR CYCLES	CYCLES	TOTAL
7.00	151	42	1	4	0	0	2	2	0	202
/	73	14	2	0	0	0	2	1	1	92
A\	98	17	3	2	0	1	3	1	2	125
M\	89	20	4	0	1	0	1	3	1	118
P\	85	16	2	1	0	0	2	1	2	107
E\	107	11	4	1	0	0	0	0	0	123
A\	85	15	2	0	0	0	4	2	0	108
K\	120	19	3	1	1	1	9	0	1	154
\	101	19	2	2	1	1	5	0	1	131
9.30	162	27	5	3	1	0	1	0	0	199
10.00	162	28	6	6	0	3	2	2	0	209
10.30	175	33	3	5	0	0	2	1	0	219
11.00	181	20	7	3	0	0	2	1	3	214
11.30	173	26	8	5	0	0	2	0	1	214
12.00	168	34	5	4	2	0	3	3	3	219
12.30	232	24	2	5	0	0	1	1	0	265
13.00	238	27	7	4	0	0	1	3	0	280
13.30	209	27	8	2	0	0	1	0	0	247
14.00	201	27	2	1	1	0	4	2	0	238
14.30	184	35	2	4	0	0	4	2	0	231
15.00	231	26	3	3	0	0	3	0	1	266
15.30	221	25	1	2	0	0	6	0	2	255
/	96	13	1	0	0	0	1	1	0	112
P\	123	16	4	1	0	0	8	1	3	153
M\	115	10	0	1	0	0	8	1	3	135
P\	100	7	1	0	0	0	4	1	0	113
E\	111	14	3	0	0	0	1	0	0	129
A\	106	17	1	1	1	0	2	2	0	130
K\	107	7	1	1	0	0	0	0	1	116
\	96	9	0	0	0	0	1	0	2	106
18.00	110	7	1	0	0	0	1	3	0	122
18.30	92	5	1	0	0	0	1	2	0	101

START PERIOD	CARS	LCV	MCV	HCV 2 AXLE	HCV 3 AXLE	HCV 4+ AXLE	BUSES	MOTOR CYCLES	CYCLES	TOTAL
7.00	194	56	1	8	0	1	8	2	1	270
/	111	25	4	2	0	0	7	3	1	152
A\	150	31	4	2	0	0	2	5	2	196
M\	147	33	4	1	1	0	1	3	1	190
P\	180	25	5	4	0	0	3	1	2	218
E\	224	29	8	3	0	0	5	0	0	269
A\	224	41	4	3	1	1	7	4	0	285
K\	232	35	6	4	1	1	13	0	1	292
\	192	38	3	5	3	1	8	0	1	250
9.30	329	58	10	5	1	0	5	0	0	408
10.00	341	52	14	10	0	4	7	3	0	431
10.30	379	57	8	7	0	0	3	2	0	456
11.00	362	43	14	5	2	1	2	1	4	430
11.30	357	48	14	9	0	0	8	2	1	438
12.00	422	45	16	6	3	0	8	5	3	505
12.30	457	40	10	7	0	2	4	4	0	524
13.00	476	58	14	5	0	0	7	5	1	565
13.30	425	57	13	6	0	1	5	0	2	507
14.00	430	60	4	4	1	0	8	5	1	512
14.30	411	62	3	9	0	0	12	4	0	501
15.00	464	61	5	7	1	0	9	1	1	548
15.30	465	53	7	4	0	0	11	2	2	542
/	243	23	6	1	0	0	6	2	1	281
P\	260	31	5	1	0	0	11	1	3	309
M\	263	24	2	1	0	0	10	2	4	302
P\	265	19	6	0	0	0	5	5	4	300
E\	296	32	6	1	0	0	2	6	3	343
A\	244	29	4	2	1	0	2	3	1	285
K\	294	19	3	2	0	0	0	0	2	318
\	246	16	2	0	0	0	5	1	2	270
18.00	255	11	2	1	0	0	1	3	3	273
18.30	251	15	2	0	0	0	2	5	1	275

PERIOD	CARS	LCV	MCV	HCV 2 AXLE	HCV 3 AXLE	HCV 4+ AXLE	BUSES	MOTOR CYCLES	CYCLES	TOTAL
PK 800 - 0900	409	66	9	9	1	1	9	2	0	506
PK 1630-1730	636	56	13	2	0	0	4	12	9	723
2 HR AM PK	702	126	16	17	3	2	23	5	1	894
2 HR PM PK	1257	100	23	4	0	0	16	14	11	1414
12 HOUR TOTAL	5087	589	114	63	7	8	103	41	22	6012
% OF TOTAL	84.61	9.80	1.90	1.05	0.12	0.13	1.71	0.68	---	100

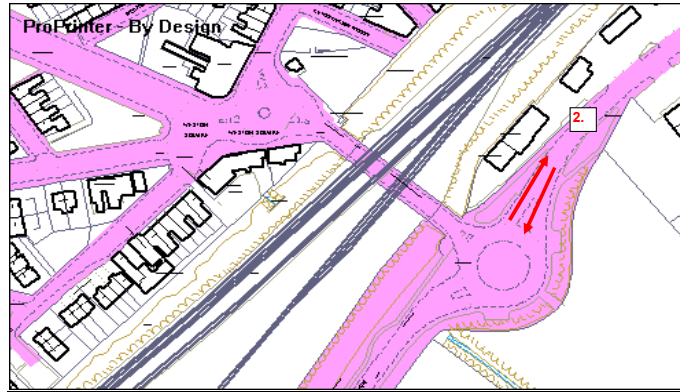
PERIOD	CARS	LCV	MCV	HCV 2 AXLE	HCV 3 AXLE	HCV 4+ AXLE	BUSES	MOTOR CYCLES	CYCLES	TOTAL
PK 800 - 0900	366	62	12	2	1	0	7	6	3	456
PK 1630-1730	432	48	5	2	1	0	15	4	3	507
2 HR AM PK	758	131	22	7	3	3	26	8	8	958
2 HR PM PK	854	93	11	4	1	0	25	6	9	994
12 HOUR TOTAL	4502	637	95	62	8	6	87	36	27	5433
% OF TOTAL	82.86	11.72	1.75	1.14	0.15	0.11	1.60	0.66	---	100

PERIOD	CARS	LCV	MCV	HCV 2 AXLE	HCV 3 AXLE	HCV 4+ AXLE	BUSES	MOTOR CYCLES	CYCLES	TOTAL
PK 800 - 0900	775	128	21	11	2	1	16	8	3	962
PK 1630-1730	1068	104	18	4	1	0	19	16	12	1230
2 HR AM PK	1460	257	38	24	6	5	49	13	9	1852
2 HR PM PK	2111	193	34	8	1	0	41	20	20	2408
12 HOUR TOTAL	9589	1226	209	125	15	14	190	77	49	11445
% OF TOTAL	83.78	10.71	1.83	1.09	0.13	0.12	1.66	0.67	---	100

Barry Docks Access(Millennium Way)-Cardiff Rd

24th May, 2007

To Cardiff Road
From Cardiff Road
Cardiff Road leg - 2way



CARS cars
LCV light commercial vehicles
MCV medium commercial vehicles
HCV 2 AXLE heavy commercial vehicles - 2 axle
HCV 3 AXLE heavy commercial vehicles - 3 axle
HCV 4+ AXLE heavy commercial vehicles - 4 plus axles
BUSES buses
MOTOR CYCLES motor cycles
CYCLES cycles - count NOT included in vehicle TOTALS

SITE	Barry Docks Access (Millennium Way) - Cardiff Road Roundabout	DATE:	24/05/07
DIR	To Cardiff Road	DAY	Thursday

SITE	Barry Docks Access (Millennium Way) - Cardiff Road Roundabout	DATE:	24/05/07
DIR	From Cardiff Road	DAY	Thursday

SITE	Barry Docks Access (Millennium Way) - Cardiff Road Roundabout	DATE:	24/05/07
DIR	Cardiff Road leg - 2way	DAY	Thursday

START PERIOD	CARS	LCV	MCV	HCV 2 AXLE	HCV 3 AXLE	HCV 4+ AXLE	BUSES	MOTOR CYCLES	CYCLES	TOTAL
7.00	304	55	8	5	1	10	14	6	2	403
/	146	26	3	1	2	2	10	6	0	196
A\	172	17	1	3	1	2	5	2	3	203
M\	167	30	3	3	1	1	2	4	2	211
P\	196	25	2	3	0	2	4	3	2	235
E\	193	25	3	1	1	5	2	1	0	231
A\	143	25	3	4	1	8	3	0	0	187
K\	202	23	6	4	2	5	4	0	1	246
\	154	33	3	6	2	9	2	2	1	211
9.30	294	45	9	8	5	11	7	0	0	379
10.00	255	27	7	5	0	8	3	2	0	307
10.30	323	47	11	12	2	8	3	5	0	411
11.00	317	35	8	6	0	14	6	1	1	387
11.30	332	49	10	8	6	8	1	0	1	414
12.00	365	43	11	4	3	11	7	5	1	449
12.30	426	47	5	6	3	6	2	2	0	497
13.00	389	66	9	4	1	10	3	1	0	483
13.30	363	43	6	4	3	17	3	1	0	440
14.00	321	44	8	2	5	14	15	4	0	413
14.30	325	48	7	10	1	9	13	1	0	414
15.00	365	49	8	2	1	2	4	4	1	435
15.30	389	40	2	4	4	9	4	1	2	453
/	187	21	4	0	0	5	1	4	0	222
P\	196	22	3	0	1	5	6	0	4	233
M\	201	29	5	1	0	4	4	1	4	245
P\	189	12	3	0	0	2	4	2	2	212
E\	238	17	3	0	1	2	0	1	6	262
A\	226	19	2	1	0	1	3	1	1	253
K\	216	10	1	2	0	3	0	1	1	233
\	180	17	3	0	0	2	1	1	3	204
18.00	215	10	2	0	0	1	3	3	1	234
18.30	168	5	1	0	0	0	1	2	1	177

START PERIOD	CARS	LCV	MCV	HCV 2 AXLE	HCV 3 AXLE	HCV 4+ AXLE	BUSES	MOTOR CYCLES	CYCLES	TOTAL
7.00	95	33	1	5	2	3	4	1	1	144
/	78	15	3	2	0	4	3	2	0	107
A\	92	26	0	2	1	5	2	1	3	129
M\	108	24	5	2	1	7	0	1	0	148
P\	172	20	5	3	1	5	1	0	0	207
E\	203	21	3	3	1	7	7	3	0	248
A\	238	42	2	2	3	8	6	2	0	303
K\	184	22	5	4	0	2	6	1	0	224
\	167	23	6	5	1	7	8	2	0	219
9.30	259	45	4	4	3	10	7	0	0	332
10.00	241	39	13	8	1	12	4	2	0	320
10.30	296	37	8	5	1	7	4	1	1	359
11.00	275	56	8	7	5	7	3	0	1	361
11.30	314	50	6	10	2	8	7	3	0	400
12.00	349	44	9	7	0	15	8	5	1	437
12.30	363	36	5	4	1	19	4	3	0	435
13.00	346	49	9	4	3	10	8	1	1	430
13.30	379	49	6	6	2	10	4	0	1	456
14.00	365	53	5	5	3	4	3	4	0	442
14.30	386	42	6	10	3	6	5	5	0	463
15.00	382	43	2	6	1	15	6	3	0	458
15.30	404	47	9	3	0	12	6	3	0	484
/	225	24	2	2	1	3	11	1	0	269
P\	205	24	1	3	0	2	6	1	0	242
M\	227	28	1	2	1	8	7	5	2	279
P\	284	21	4	2	0	1	0	7	2	319
E\	278	29	4	4	0	3	3	6	5	327
A\	223	19	1	2	0	3	0	2	2	250
K\	277	18	3	3	0	1	2	2	2	306
\	256	13	1	1	0	3	4	2	0	280
18.00	337	17	1	0	1	6	3	3	2	368
18.30	341	22	3	1	1	3	4	4	2	379

START PERIOD	CARS	LCV	MCV	HCV 2 AXLE	HCV 3 AXLE	HCV 4+ AXLE	BUSES	MOTOR CYCLES	CYCLES	TOTAL
7.00	399	88	9	10	3	13	18	7	3	547
/	224	41	6	3	2	6	13	8	0	303
A\	264	43	1	5	2	7	7	3	6	332
M\	275	54	8	5	2	8	2	5	2	359
P\	368	45	7	6	1	7	5	3	2	442
E\	396	46	6	4	2	12	9	4	0	479
A\	381	67	5	6	4	16	9	2	0	490
K\	386	45	11	8	2	7	10	1	1	470
\	321	56	9	11	3	16	10	4	1	430
9.30	553	90	13	12	8	21	14	0	0	711
10.00	496	66	20	13	1	20	7	4	0	627
10.30	619	84	19	17	3	15	7	6	1	770
11.00	592	91	16	13	5	21	9	1	2	748
11.30	646	99	16	18	8	16	8	3	1	814
12.00	714	87	20	11	3	26	15	10	2	886
12.30	789	83	10	10	4	25	6	5	0	932
13.00	735	115	18	8	4	20	11	2	1	913
13.30	742	92	12	10	5	27	7	1	1	896
14.00	686	97	13	7	8	18	18	8	0	855
14.30	711	90	13	20	4	15	18	6	0	877
15.00	747	92	10	8	2	17	10	7	1	893
15.30	793	87	11	7	4	21	10	4	2	937
/	412	45	6	2	1	8	12	5	0	491
P\	401	46	4	3	1	7	12	1	4	475
M\	428	57	6	3	1	12	11	6	6	524
P\	473	33	7	2	0	3	4	9	4	531
E\	516	46	7	4	1	5	3	7	11	589
A\	449	38	3	3	0	4	3	3	3	503
K\	493	28	4	5	0	4	2	3	3	539
\	436	30	4	1	0	5	5	3	3	484
18.00	552	27	3	0	1	7	6	6	3	602
18.30	509	27	4	1	1	3	5	6	3	556

PK 800 - 0900	699	105	11	11	3	16	11	8	2	864
PK 1630-1730	854	77	13	2	1	9	11	5	13	972
2 HR AM PK	1373	204	24	25	10	34	32	18	9	1720
2 HR PM PK	1633	147	24	4	2	24	19	11	21	1864
12 HOUR TOTAL	8157	1004	160	109	47	196	140	67	40	9880
% OF TOTAL	82.56	10.16	1.62	1.10	0.48	1.98	1.42	0.68	---	100

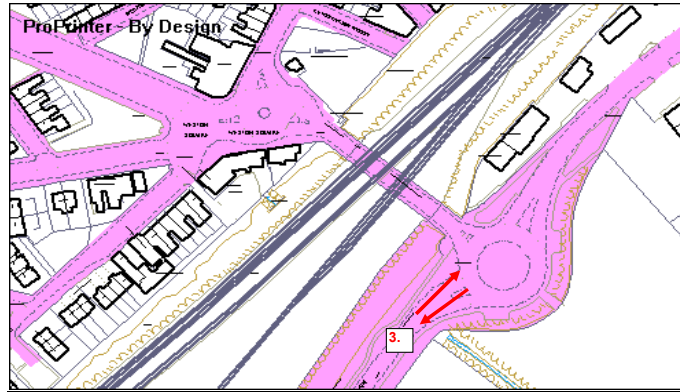
7.00	721	107	15	10	6	27	14	6	0	906
/	1012	97	10	10	1	15	10	20	11	1175
A\	1242	193	29	23	8	45	33	12	3	1585
M\	1975	176	17	19	2	24	33	26	13	2272
P\	8349	1031	141	127	39	216	146	76	26	10125
E\	82.46	10.18	1.39	1.25	0.39	2.13	1.44	0.75	---	100

7.00	1420	212	26	21	9	43	25	14	4	1770
/	1866	174	23	12	2	24	21	25	24	2147
A\	2615	397	53	48	18	79	65	30	12	3305
M\	3608	323	41	23	4	48	52	37	34	4136
P\	16506	2035	301	236	86	412	286	143	66	20005
E\	82.51	10.17	1.50	1.18	0.43	2.06	1.43	0.71	---	100

Barry Docks Access(Millennium Way)-Cardiff Rd

24th May, 2007

To Millennium Way
From Millennium Way
Millennium Way leg - 2way



- CARS cars
- LCV light commercial vehicles
- MCV medium commercial vehicles
- HCV 2 AXLE heavy commercial vehicles - 2 axle
- HCV 3 AXLE heavy commercial vehicles - 3 axle
- HCV 4+ AXLE heavy commercial vehicles - 4 plus axles
- BUSES buses
- MOTOR CYCLES motor cycles
- CYCLES cycles - count NOT included in vehicle TOTALS

SITE	Barry Docks Access (Millennium Way) - Cardiff Road Roundabout	DATE:	24/05/07
DIR	To Millennium Way	DAY	Thursday

SITE	Barry Docks Access (Millennium Way) - Cardiff Road Roundabout	DATE:	24/05/07
DIR	From Millennium Way	DAY	Thursday

SITE	Barry Docks Access (Millennium Way) - Cardiff Road Roundabout	DATE:	24/05/07
DIR	Millennium Way leg - 2way	DAY	Thursday

START PERIOD	CARS	LCV	MCV	HCV 2 AXLE	HCV 3 AXLE	HCV 4+ AXLE	BUSES	MOTOR CYCLES	CYCLES	TOTAL
7.00	89	35	2	3	2	2	1	1	1	135
/	61	15	2	0	0	4	2	0	1	84
A\	82	23	3	2	1	4	1	1	2	117
M\	83	19	7	1	1	7	0	2	0	120
P\	105	22	5	1	1	5	1	0	0	140
E\	123	12	3	2	1	7	4	3	0	155
A\	149	22	0	0	2	7	5	2	0	187
K\	118	15	4	3	0	2	8	1	0	151
\	125	12	5	3	0	7	8	2	0	162
9.30	177	28	4	4	3	10	4	0	0	230
10.00	187	30	11	6	1	13	2	3	0	253
10.30	174	25	4	5	1	7	3	0	1	219
11.00	180	46	6	7	3	7	3	1	3	253
11.30	192	42	4	7	2	8	5	1	0	261
12.00	183	41	3	8	0	15	3	4	3	257
12.30	234	30	4	4	1	17	1	1	0	292
13.00	216	31	9	6	3	10	3	4	0	282
13.30	248	31	8	2	2	9	3	0	0	303
14.00	227	33	4	4	4	4	1	3	0	280
14.30	230	33	6	6	3	6	2	4	0	290
15.00	232	23	1	6	0	15	2	2	0	281
15.30	253	31	6	3	0	12	5	2	0	312
/	142	17	0	1	1	3	6	0	0	170
P\	120	17	2	4	0	2	6	2	0	153
M\	141	21	0	2	1	8	10	4	5	187
P\	170	18	1	2	0	1	1	4	1	197
E\	161	22	3	3	0	3	4	2	3	198
A\	140	23	1	2	1	3	1	2	1	173
K\	159	10	1	3	0	1	2	2	2	178
\	155	8	0	1	0	3	2	1	0	170
18.00	247	19	1	0	1	6	3	3	1	280
18.30	250	16	3	1	1	3	3	3	2	280

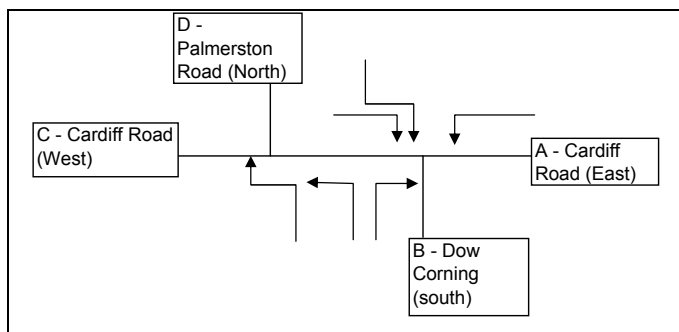
START PERIOD	CARS	LCV	MCV	HCV 2 AXLE	HCV 3 AXLE	HCV 4+ AXLE	BUSES	MOTOR CYCLES	CYCLES	TOTAL
7.00	190	29	8	3	1	10	15	4	3	260
/	94	23	2	1	2	2	12	5	0	141
A\	116	11	2	1	1	1	3	2	1	137
M\	111	18	1	3	0	1	1	2	1	137
P\	139	20	3	3	0	2	3	2	0	172
E\	123	23	3	1	1	5	4	1	0	161
A\	108	16	1	5	1	8	1	0	0	140
K\	128	13	5	5	1	4	1	0	0	157
\	102	22	1	5	2	8	0	2	0	142
9.30	217	32	9	7	4	11	7	0	0	287
10.00	218	14	7	1	0	7	4	2	0	253
10.30	230	26	9	9	2	8	1	4	0	289
11.00	222	28	6	5	0	15	4	1	1	281
11.30	221	37	6	4	6	8	3	0	0	285
12.00	285	17	11	3	2	11	4	3	0	336
12.30	290	33	10	3	3	6	1	2	0	348
13.00	259	52	9	3	1	10	3	3	0	340
13.30	239	28	5	2	3	17	5	1	1	300
14.00	211	30	7	3	5	14	13	4	1	287
14.30	212	31	6	7	1	9	14	0	0	280
15.00	217	38	6	3	1	2	3	4	0	274
15.30	261	27	4	4	4	9	2	2	0	313
/	155	11	6	0	0	5	0	3	1	180
P\	125	14	1	0	1	5	1	0	1	147
M\	148	26	6	0	0	4	1	0	5	185
P\	140	14	4	0	0	2	2	2	5	164
E\	195	14	2	0	1	2	1	3	7	218
A\	175	18	4	1	0	1	2	0	1	201
K\	178	7	0	2	0	3	0	1	1	191
\	133	10	4	0	0	2	2	1	1	152
18.00	160	9	2	1	0	1	2	0	3	175
18.30	144	4	1	0	0	0	0	2	2	151

START PERIOD	CARS	LCV	MCV	HCV 2 AXLE	HCV 3 AXLE	HCV 4+ AXLE	BUSES	MOTOR CYCLES	CYCLES	TOTAL
7.00	279	64	10	6	3	12	16	5	4	395
/	155	38	4	1	2	6	14	5	1	225
A\	198	34	5	3	2	5	4	3	3	254
M\	194	37	8	4	1	8	1	4	1	257
P\	244	42	8	4	1	7	4	2	0	312
E\	246	35	6	3	2	12	8	4	0	316
A\	257	38	1	5	3	15	6	2	0	327
K\	246	28	9	8	1	6	9	1	0	308
\	227	34	6	8	2	15	8	4	0	304
9.30	394	60	13	11	7	21	11	0	0	517
10.00	405	44	18	7	1	20	6	5	0	506
10.30	404	51	13	14	3	15	4	4	1	508
11.00	402	74	12	12	3	22	7	2	4	534
11.30	413	79	10	11	8	16	8	1	0	546
12.00	468	58	14	11	2	26	7	7	3	593
12.30	524	63	14	7	4	23	2	3	0	640
13.00	475	83	18	9	4	20	6	7	0	622
13.30	487	59	13	4	5	26	8	1	1	603
14.00	438	63	11	7	9	18	14	7	1	567
14.30	442	64	12	13	4	15	16	4	0	570
15.00	449	61	7	9	1	17	5	6	0	555
15.30	514	58	10	7	4	21	7	4	0	625
/	297	28	6	1	1	8	6	3	1	350
P\	245	31	3	4	1	7	7	2	1	300
M\	289	47	6	2	1	12	11	4	10	372
P\	310	32	5	2	0	3	3	6	6	361
E\	356	36	5	3	1	5	5	5	10	416
A\	315	41	5	3	1	4	3	2	2	374
K\	337	17	1	5	0	4	2	3	3	369
\	288	18	4	1	0	5	4	2	1	322
18.00	407	28	3	1	1	7	5	3	4	455
18.30	394	20	4	1	1	3	3	5	4	431

PK 800 - 0900	460	75	15	4	5	26	10	7	0	602
PK 1630-1730	612	84	5	9	2	15	16	12	10	755
2 HR AM PK	846	140	29	12	6	43	29	11	3	1116
2 HR PM PK	1188	136	8	18	3	24	32	17	12	1426
12 HOUR TOTAL	5353	770	113	102	36	211	105	60	26	6750
% OF TOTAL	79.30	11.41	1.67	1.51	0.53	3.13	1.56	0.89	---	100

PK 800 - 0900	481	77	8	12	2	16	9	5	1	610
PK 1630-1730	658	72	16	1	1	9	6	5	18	768
2 HR AM PK	921	146	18	24	8	31	25	14	2	1187
2 HR PM PK	1249	114	27	3	2	24	9	10	22	1438
12 HOUR TOTAL	5746	695	151	85	43	193	115	56	35	7084
% OF TOTAL	81.11	9.81	2.13	1.20	0.61	2.72	1.62	0.79	---	100

PK 800 - 0900	941	152	23	16	7	42	19	12	1	1212
PK 1630-1730	1270	156	21	10	3	24	22	17	28	1523
2 HR AM PK	1767	286	47	36	14	74	54	25	5	2303
2 HR PM PK	2437	250	35	21	5	48	41	27	34	2864
12 HOUR TOTAL	11099	1465	264	187	79	404	220	116	61	13834
% OF TOTAL	80.23	10.59	1.91	1.35	0.57	2.92	1.59	0.84	---	100



Location: Entrance to Dow Corning off Cardiff Road, Barry

Job No. 122374

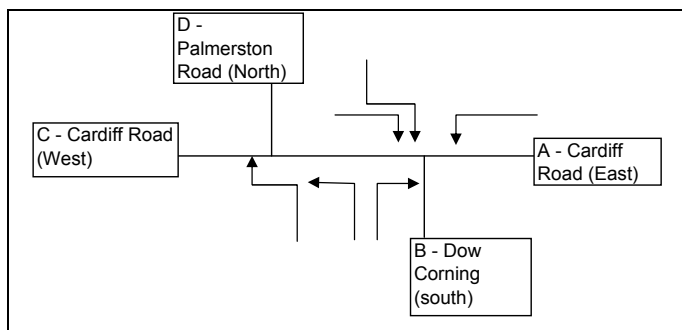
Date: 29/07/2008

Time: 07:00-09:30

Surveyor: CW

Comments: Car park relatively full on arrival at 06:50
Network appeared busiest from 08:15-09:15

Time	B to D		B to C		C to B		A to B		D to B		B to A	
	Cars	HGVs	Cars	HGVs	Cars	HGVs	Cars	HGVs	Cars	HGVs	Cars	HGVs
07:00-07:15	0	0	0	0	9		24	0	0	0	2	0
07:15-07:30	0	0	2	0	15		21	0	2	0	1	0
07:30-07:45	0	0	1	0	13		27	0	0	0	0	0
07:45-08:00	0	0	1	0	16		23	0	2	0	1	0
08:00-08:15	0	0	1	0	7		24	0	0	0	1	0
08:15-08:30	0	0	0	0	4		16	0	1	0	0	0
08:30-08:45	0	0	2	0	7		12	0	0	0	0	0
08:45-09:00	0	0	1	0	1		7	0	4	0	0	0
09:00-09:15	1	0	1	0	2		4	0	1	0	3	0
09:15-09:30	0	0	0	0	1		1	0	0	0	1	0



Location Entrance to Dow Corning off Cardiff Road, Barry

Job No. 122374

Date 29/07/2008

Time 15:30-18:00

Surveyor CW

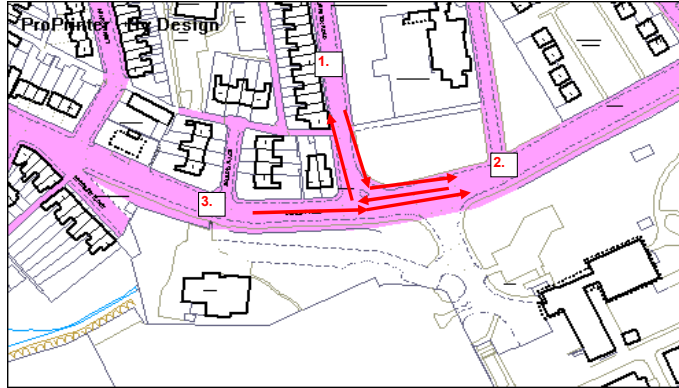
Comments Car park relatively full on arrival.
Vehicles queue for at least 1 traffic light phase before exiting. Right turning out of Dow Corning difficult - conflict. Network was busiest 16:15-17:15

Time	B to D		B to C		C to B		A to B		D to B		B to A	
	Cars	HGVs	Cars	HGVs	Cars	HGVs	Cars	HGVs	Cars	HGVs	Cars	HGVs
15:30-15:45	0	0	1	0	3	0	3	0	0	0	4	0
15:45-16:00	0	0	4	0	0	0	2	0	0	0	1	0
16:00-16:15	0	0	10	0	1	0	3	0	1	0	14	0
16:15-16:30	1	0	8	0	1	0	0	0	0	0	9	0
16:30-16:45	2	0	10	0	1	0	1	0	1	0	22	0
16:45-17:00	2	0	13	0	1	0	0	0	0	0	25	0
17:00-17:15	0	0	16	0	1	0	0	0	0	0	9	0
17:15-17:30	0	0	9	0	1	0	1	0	0	0	12	0
17:30-17:45	2	0	14	0	2	0	2	0	0	0	15	0
17:45-18:00	5	0	4	0	3	0	1	0	0	0	14	0

Cardiff Road - Palmerston Road

22nd May, 2007

Palmerston Road to Cardiff Road (east) - 1 to 2
 Cardiff Road (east) to Palmerston Road - 2 to 1
 Cardiff Road (west) to Cardiff Road (east) - 3 to 2



CARS cars
 LCV light commercial vehicles
 MCV medium commercial vehicles
 HCV 2 AXLE heavy commercial vehicles - 2 axle
 HCV 3 AXLE heavy commercial vehicles - 3 axle
 HCV 4+ AXLE heavy commercial vehicles - 4 plus axles
 BUSES buses
 MOTOR CYCLES motor cycles
 CYCLES cycles - count NOT included in vehicle TOTALS

SITE	Cardiff Road - Palmerston Road	DATE:	22/05/07
DIR	Palmerston Road to Cardiff Road (east) - 1 to 2	DAY	Tuesday

SITE	Cardiff Road - Palmerston Road	DATE:	22/05/07
DIR	Cardiff Road (east) to Palmerston Road - 2 to 1	DAY	Tuesday

SITE	Cardiff Road - Palmerston Road	DATE:	22/05/07
DIR	Cardiff Road (west) to Cardiff Road (east) - 3 to 2	DAY	Tuesday

START PERIOD	CARS	LCV	MCV	HCV 2 AXLE	HCV 3 AXLE	HCV 4+ AXLE	BUSES	MOTOR CYCLES	CYCLES	TOTAL
7.00	58	14	0	0	0	1	2	1	1	76
/										
7.30	29	17	3	2	0	0	2	0	0	53
A	37	13	2	0	0	0	2	0	0	54
M	41	4	1	0	0	0	3	1	0	50
P	44	13	0	2	0	0	2	1	0	62
E	31	3	0	1	0	0	3	1	0	39
A	25	1	0	0	0	0	1	0	0	27
K	32	1	0	0	0	0	2	0	0	35
\	28	5	0	0	0	0	1	0	0	34
9.30	48	6	1	0	1	0	3	0	0	59
10.00	46	2	0	2	0	0	4	1	0	55
10.30	53	8	0	1	0	0	4	0	1	66
11.00	55	6	0	1	1	0	5	1	0	69
11.30	57	7	0	3	0	0	3	0	1	70
12.00	53	6	0	1	0	1	3	0	0	64
12.30	72	5	0	1	0	1	6	0	0	85
13.00	64	4	1	0	0	0	4	0	0	73
13.30	51	4	0	1	0	0	3	1	0	60
14.00	53	5	1	2	0	0	7	0	0	68
14.30	53	7	1	1	1	0	2	0	0	65
15.00	64	4	1	0	0	0	6	1	1	76
15.30	69	8	0	0	0	0	4	0	0	81
/	18	1	0	0	0	1	4	0	0	24
P	26	4	0	0	0	0	1	0	0	31
M	26	1	0	0	0	0	3	1	0	31
P	26	4	0	0	0	0	1	0	0	31
E	27	3	0	0	0	0	2	0	0	32
A	44	2	0	0	0	0	2	0	0	48
K	29	4	0	0	0	0	1	2	1	36
\	41	1	1	0	0	0	3	0	0	46
18.00	69	2	1	0	0	0	3	0	0	75
18.30	49	4	1	0	0	1	1	1	0	57

START PERIOD	CARS	LCV	MCV	HCV 2 AXLE	HCV 3 AXLE	HCV 4+ AXLE	BUSES	MOTOR CYCLES	CYCLES	TOTAL
7.00	5	7	0	0	0	0	1	0	0	13
/										
7.30	8	0	0	0	0	0	0	0	0	8
A	4	1	0	0	0	0	3	0	0	8
M	9	1	0	1	0	0	2	0	0	13
P	6	2	0	0	0	0	1	0	0	9
E	12	1	0	2	0	0	0	0	0	15
A	14	2	0	1	0	0	3	1	0	21
K	15	2	1	1	0	0	0	0	0	19
\	19	3	0	0	0	0	3	0	0	25
9.30	29	3	0	2	0	0	3	0	0	37
10.00	27	5	1	0	1	0	5	2	0	41
10.30	27	6	2	1	0	0	5	0	0	41
11.00	33	2	0	1	0	1	4	0	0	41
11.30	36	2	0	2	0	0	4	0	0	44
12.00	60	4	1	0	0	1	3	0	0	69
12.30	39	4	1	0	0	0	3	0	0	47
13.00	29	3	0	0	0	0	3	1	0	36
13.30	30	1	0	1	0	0	3	0	0	35
14.00	34	6	0	0	0	0	4	0	1	44
14.30	35	2	0	0	0	0	3	1	0	41
15.00	45	3	0	1	0	0	4	0	0	53
15.30	43	3	0	0	0	1	4	0	0	51
/	20	9	1	0	0	0	1	0	0	31
P	23	0	0	0	0	0	3	0	0	26
M	20	1	1	0	0	0	0	0	0	22
P	24	1	1	0	0	0	2	1	0	29
E	23	3	0	0	0	0	3	0	0	29
A	24	4	0	0	0	1	2	0	1	31
K	19	1	0	0	0	0	1	0	1	21
\	23	0	0	0	0	0	3	0	1	26
18.00	31	2	1	0	0	0	1	1	1	36
18.30	19	3	1	0	0	0	2	0	1	25

START PERIOD	CARS	LCV	MCV	HCV 2 AXLE	HCV 3 AXLE	HCV 4+ AXLE	BUSES	MOTOR CYCLES	CYCLES	TOTAL
7.00	384	57	9	7	0	9	18	10	6	494
/										
7.30	208	24	2	0	1	3	7	6	1	251
A	198	21	2	5	2	6	5	4	4	243
M	205	21	3	4	1	6	4	3	4	247
P	198	24	1	5	2	5	3	1	4	239
E	188	23	2	2	0	6	2	3	2	226
A	177	22	3	3	2	5	1	1	1	214
K	168	30	5	7	1	4	3	1	0	219
\	170	21	4	6	0	12	2	1	1	216
9.30	276	49	4	10	1	15	3	3	0	361
10.00	238	38	4	4	0	12	1	0	1	297
10.30	273	48	9	11	1	5	7	2	0	356
11.00	261	57	4	7	5	10	6	3	1	353
11.30	281	49	7	13	3	10	5	3	3	371
12.00	320	59	8	6	1	3	4	3	1	404
12.30	335	40	9	6	3	7	4	4	0	408
13.00	337	50	4	5	3	17	2	3	0	421
13.30	311	34	5	4	3	7	12	5	0	381
14.00	301	39	11	5	1	13	14	2	0	386
14.30	324	56	9	7	4	8	10	2	1	420
15.00	317	55	5	2	1	10	4	2	1	396
15.30	303	54	11	9	1	6	7	2	1	393
/	155	29	0	3	1	4	2	1	0	195
P	177	24	5	0	1	5	2	4	1	218
M	149	24	6	0	0	4	2	0	2	185
P	176	18	0	1	1	3	1	2	1	202
E	194	22	0	0	0	0	3	0	0	219
A	183	13	1	2	0	1	2	0	1	202
K	164	17	0	1	0	2	0	1	1	185
\	173	17	2	2	1	1	3	1	1	200
18.00	177	8	0	1	0	1	1	0	0	188
18.30	143	3	0	1	1	1	2	2	1	153

START PERIOD	CARS	LCV	MCV	HCV 2 AXLE	HCV 3 AXLE	HCV 4+ AXLE	BUSES	MOTOR CYCLES	CYCLES	TOTAL
PK 800 - 0900	141	21	1	3	0	0	9	3	0	178
PK 1630-1730	123	10	0	0	0	0	8	1	0	142
2 HR AM PK	267	57	6	5	0	0	16	3	0	354
2 HR PM PK	237	20	1	0	0	1	17	3	1	279
12 HOUR TOTAL	1418	169	14	18	3	5	93	12	5	1732
% OF TOTAL	81.87	9.76	0.81	1.04	0.17	0.29	5.37	0.69	---	100

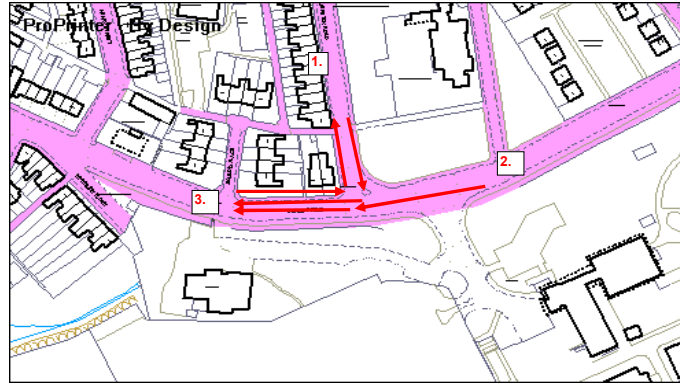
START PERIOD	CARS	LCV	MCV	HCV 2 AXLE	HCV 3 AXLE	HCV 4+ AXLE	BUSES	MOTOR CYCLES	CYCLES	TOTAL
PK 800 - 0900	41	6	0	4	0	0	6	1	0	58
PK 1630-1730	91	9	2	0	0	1	7	1	1	111
2 HR AM PK	87	12	1	5	0	0	12	1	0	118
2 HR PM PK	176	19	3	0	0	1	15	1	3	215
12 HOUR TOTAL	785	87	11	13	1	4	79	7	6	987
% OF TOTAL	79.53	8.81	1.11	1.32	0.10	0.41	8.00	0.71	---	100

START PERIOD	CARS	LCV	MCV	HCV 2 AXLE	HCV 3 AXLE	HCV 4+ AXLE	BUSES	MOTOR CYCLES	CYCLES	TOTAL
PK 800 - 0900	768	90	9	14	5	22	10	8	11	926
PK 1630-1730	702	77	7	3	1	8	8	2	4	808
2 HR AM PK	1512	186	22	32	9	47	27	20	17	1855
2 HR PM PK	1371	164	14	9	4	20	15	9	7	1606
12 HOUR TOTAL	7464	1046	135	139	41	201	142	75	40	9243
% OF TOTAL	80.75	11.32	1.46	1.50	0.44	2.17	1.54	0.81	---	100

Cardiff Road - Palmerston Road

22nd May, 2007

Cardiff Road (east) to Cardiff Road (west) - 2 to 3
 Palmerston Road to Cardiff Road (west) - 1 to 3
 Cardiff Road (west) to Palmerston Road - 3 to 1



CARS cars
 LCV light commercial vehicles
 MCV medium commercial vehicles
 HCV 2 AXLE heavy commercial vehicles - 2 axle
 HCV 3 AXLE heavy commercial vehicles - 3 axle
 HCV 4+ AXLE heavy commercial vehicles - 4 plus axles
 BUSES buses
 MOTOR CYCLES motor cycles
 CYCLES cycles - count NOT included in vehicle TOTALS

SITE	Cardiff Road - Palmerston Road	DATE:	22/05/07
DIR	Cardiff Road (east) to Cardiff Road (west) - 2 to 3	DAY	Tuesday

SITE	Cardiff Road - Palmerston Road	DATE:	22/05/07
DIR	Palmerston Road to Cardiff Road (west) - 1 to 3	DAY	Tuesday

SITE	Cardiff Road - Palmerston Road	DATE:	22/05/07
DIR	Cardiff Road (west) to Palmerston Road - 3 to 1	DAY	Tuesday

START PERIOD	CARS	LCV	MCV	HCV 2 AXLE	HCV 3 AXLE	HCV 4+ AXLE	BUSES	MOTOR CYCLES	CYCLES	TOTAL
7.00	95	25	5	5	1	4	4	1	0	140
/	74	18	0	1	3	4	4	1	0	105
A	90	21	1	5	1	7	1	0	3	126
M	109	21	5	4	2	3	1	1	0	146
P	158	26	4	2	2	8	5	0	0	205
E	188	27	5	5	1	3	2	1	0	232
A	172	20	1	2	0	5	8	0	0	208
I	138	24	2	2	2	4	11	0	0	183
K	164	29	3	2	2	8	7	1	0	216
\										
9.30	235	46	5	6	1	10	5	1	0	309
10.00	263	55	5	5	1	7	9	1	1	346
10.30	250	46	3	7	3	5	4	2	0	320
11.00	256	48	4	7	4	11	2	0	1	332
11.30	286	64	5	16	2	9	8	3	0	393
12.00	312	57	6	8	3	15	6	5	0	412
12.30	300	56	6	4	1	12	2	3	1	384
13.00	273	46	7	5	4	8	2	4	0	349
13.30	266	44	6	7	1	14	1	2	0	341
14.00	282	47	2	2	2	8	3	4	0	350
14.30	342	55	5	3	2	10	5	4	1	426
15.00	344	39	2	5	0	10	5	5	1	410
15.30	397	52	5	6	3	6	4	2	1	475
/	194	22	3	5	0	5	14	2	1	245
P	204	21	5	5	0	2	9	1	2	247
M	249	29	3	4	0	5	4	2	3	296
P	216	43	3	1	0	4	1	3	3	271
E	236	28	0	1	0	3	3	3	8	274
I	210	24	1	2	1	0	0	1	1	239
K	256	15	2	2	0	3	1	3	3	282
\	222	25	2	2	0	5	2	6	0	264
18.00	428	35	1	1	0	3	5	4	4	477
18.30	350	23	0	0	0	5	5	4	1	387

START PERIOD	CARS	LCV	MCV	HCV 2 AXLE	HCV 3 AXLE	HCV 4+ AXLE	BUSES	MOTOR CYCLES	CYCLES	TOTAL
7.00	13	6	0	0	0	0	0	0	0	19
7.30	12	4	1	0	0	0	0	0	0	17
7.45	22	3	1	0	0	0	0	0	0	26
8.00	15	3	0	0	0	0	0	0	0	18
8.15	21	2	1	1	0	0	1	0	0	26
8.30	40	1	2	0	0	0	1	0	0	44
8.45	65	1	1	1	0	0	0	0	0	68
9.00	29	1	2	2	0	0	1	1	0	36
9.15	25	4	0	0	0	0	1	0	0	30
9.30	47	4	0	3	0	0	0	1	0	55
10.00	46	6	0	0	0	0	1	0	0	53
10.30	60	6	1	0	0	1	0	2	0	70
11.00	55	6	0	0	0	0	0	1	0	62
11.30	66	10	0	0	0	0	0	0	0	76
12.00	67	4	0	1	0	0	2	0	0	74
12.30	63	2	1	0	0	0	0	0	0	66
13.00	56	4	0	1	0	0	1	0	0	62
13.30	49	5	1	1	0	0	1	1	0	58
14.00	69	2	0	0	0	0	1	0	0	72
14.30	65	8	1	0	0	0	0	0	0	74
15.00	69	6	1	0	0	0	2	1	0	79
15.30	68	2	2	1	0	0	0	1	0	74
16.00	40	4	0	0	0	0	0	0	0	44
16.15	24	4	1	1	0	0	0	0	0	30
16.30	28	4	0	0	0	0	0	0	0	32
16.45	30	4	0	0	0	0	1	0	0	35
17.00	36	3	0	0	0	0	0	1	0	40
17.15	35	1	0	0	0	0	0	0	0	36
17.30	40	3	3	0	0	0	0	0	0	46
17.45	25	1	0	0	0	0	1	0	0	27
18.00	33	0	0	0	0	0	0	0	0	33
18.30	25	1	0	0	0	0	0	0	0	26

START PERIOD	CARS	LCV	MCV	HCV 2 AXLE	HCV 3 AXLE	HCV 4+ AXLE	BUSES	MOTOR CYCLES	CYCLES	TOTAL
7.00	2	0	0	0	0	0	0	0	0	2
7.30	0	0	0	1	0	0	0	0	0	1
7.45	0	0	0	0	0	0	1	0	0	1
8.00	1	0	0	0	0	0	0	0	0	1
8.15	0	1	0	1	0	0	0	0	0	2
8.30	1	1	0	0	0	0	0	0	0	2
8.45	5	0	0	0	0	0	0	0	0	5
9.00	3	0	0	1	0	0	0	0	0	4
9.15	2	1	0	0	1	0	1	0	0	5
9.30	7	6	0	0	0	0	0	0	0	13
10.00	9	0	0	0	0	0	1	0	0	10
10.30	17	0	0	0	1	0	0	0	1	18
11.00	10	3	0	1	0	0	1	0	0	15
11.30	10	5	0	0	0	0	0	0	0	15
12.00	8	1	0	1	0	0	1	0	0	11
12.30	10	2	1	0	0	0	0	0	0	13
13.00	12	0	0	0	0	0	1	0	0	13
13.30	15	1	0	1	0	0	1	0	0	18
14.00	12	3	1	0	1	0	1	0	0	18
14.30	13	2	0	0	0	0	0	0	0	15
15.00	15	4	0	0	0	0	0	0	0	19
15.30	9	0	0	0	0	0	0	0	0	9
16.00	3	0	0	0	0	0	0	0	0	3
16.15	8	2	0	0	0	0	1	0	0	11
16.30	4	0	0	0	0	0	0	0	0	4
16.45	6	2	0	0	0	0	0	1	0	9
17.00	4	0	0	0	0	0	0	0	0	4
17.15	11	0	0	0	0	0	0	0	0	11
17.30	6	0	0	0	0	0	0	0	0	6
17.45	9	0	0	0	0	0	1	0	0	10
18.00	11	2	0	0	0	0	0	0	0	13
18.30	8	0	0	0	0	0	0	0	1	8

PK 800 - 0900	627	94	15	13	5	19	16	2	0	791
PK 1630-1730	911	124	7	8	1	12	8	9	15	1080
2 HR AM PK	1093	186	21	23	13	42	39	4	3	1421
2 HR PM PK	1787	207	19	22	1	27	34	21	21	2118
12 HOUR TOTAL	7559	1131	107	132	42	206	143	70	35	9390
% OF TOTAL	80.50	12.04	1.14	1.41	0.45	2.19	1.52	0.75	---	100

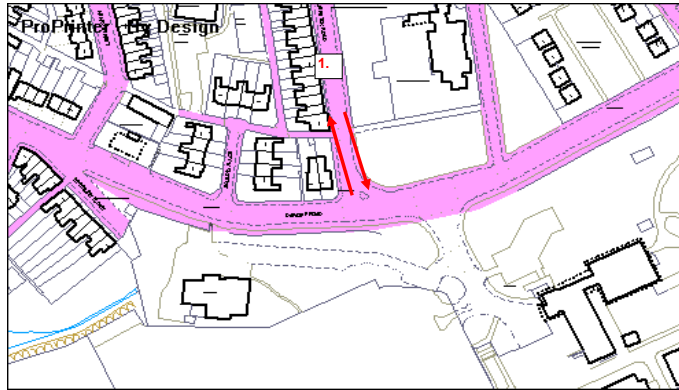
141	7	4	2	0	0	2	0	0	156
129	12	0	0	0	0	1	1	0	143
229	19	8	4	0	0	4	1	0	265
258	24	4	1	0	0	2	1	0	290
1338	115	19	12	0	1	14	9	0	1508
88.73	7.63	1.26	0.80	0.00	0.07	0.93	0.60	---	100

7	2	0	1	0	0	0	0	0	10
25	2	0	0	0	0	0	1	0	28
12	3	0	3	1	0	2	0	0	21
51	4	0	0	0	0	2	1	0	58
231	36	2	6	3	0	10	1	2	289
79.93	12.46	0.69	2.08	1.04	0.00	3.46	0.35	---	100

Cardiff Road - Palmerston Road

22nd May, 2007

To Palmerston
From Palmerston
Palmerston leg - 2way



CARS cars
LCV light commercial vehicles
MCV medium commercial vehicles
HCV 2 AXLE heavy commercial vehicles - 2 axle
HCV 3 AXLE heavy commercial vehicles - 3 axle
HCV 4+ AXLE heavy commercial vehicles - 4 plus axles
BUSES buses
MOTOR CYCLES motor cycles
CYCLES cycles - count NOT included in vehicle TOTALS

SITE	Cardiff Road - Palmerston Road	DATE:	22/05/07
DIR	To Palmerston	DAY	Tuesday

SITE	Cardiff Road - Palmerston Road	DATE:	22/05/07
DIR	From Palmerston	DAY	Tuesday

SITE	Cardiff Road - Palmerston Road	DATE:	22/05/07
DIR	Palmerston leg - 2way	DAY	Tuesday

START PERIOD	CARS	LCV	MCV	HCV 2 AXLE	HCV 3 AXLE	HCV 4+ AXLE	MOTOR BUSES	MOTOR CYCLES	CYCLES	TOTAL
7.00	7	7	0	0	0	0	1	0	0	15
/										
7.30	8	0	0	1	0	0	0	0	0	9
A	4	1	0	0	0	0	4	0	0	9
8.00	10	1	0	1	0	0	2	0	0	14
M	6	3	0	1	0	0	1	0	0	11
8.30	13	2	0	2	0	0	0	0	0	17
E	19	2	0	1	0	0	3	1	0	26
A	18	2	1	2	0	0	0	0	0	23
K	21	4	0	0	1	0	4	0	0	30
\										
9.30	36	9	0	2	0	0	3	0	0	50
10.00	36	5	1	0	1	0	6	2	0	51
10.30	44	6	2	1	1	0	5	0	1	59
11.00	43	5	0	2	0	1	5	0	0	56
11.30	46	7	0	2	0	0	4	0	0	59
12.00	68	5	1	1	0	1	4	0	0	80
12.30	49	6	2	0	0	0	3	0	0	60
13.00	41	3	0	0	0	0	4	1	0	49
13.30	45	2	0	2	0	0	4	0	0	53
14.00	46	9	1	0	1	0	5	0	1	62
14.30	48	4	0	0	0	0	3	1	0	56
15.00	60	7	0	1	0	0	4	0	0	72
15.30	52	3	0	0	0	1	4	0	0	60
/										
16.00	23	9	1	0	0	0	1	0	0	34
P	31	2	0	0	0	0	4	0	0	37
M	24	1	1	0	0	0	0	0	0	26
P	30	3	1	0	0	0	2	2	0	38
E	27	3	0	0	0	0	3	0	0	33
A	35	4	0	0	0	1	2	0	1	42
K	25	1	0	0	0	0	1	0	1	27
\										
17.45	32	0	0	0	0	0	4	0	1	36
18.00	42	4	1	0	0	0	1	1	1	49
18.30	27	3	1	0	0	0	2	0	2	33
PK 800 - 0900	48	8	0	5	0	0	6	1	0	68
PK 1630-1730	116	11	2	0	0	1	7	2	1	139
2 HR AM PK	99	15	1	8	1	0	14	1	0	139
2 HR PM PK	227	23	3	0	0	1	17	2	3	273
12 HOUR TOTAL	1016	123	13	19	4	4	89	8	8	1276
% OF TOTAL	79.62	9.64	1.02	1.49	0.31	0.31	6.97	0.63	---	100

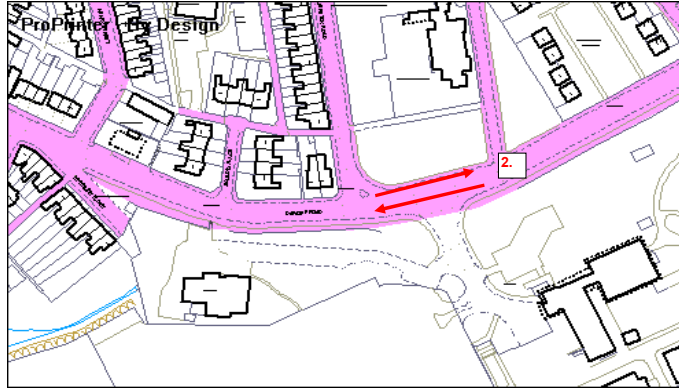
START PERIOD	CARS	LCV	MCV	HCV 2 AXLE	HCV 3 AXLE	HCV 4+ AXLE	MOTOR BUSES	MOTOR CYCLES	CYCLES	TOTAL
7.00	71	20	0	0	0	1	2	1	1	95
/										
7.30	41	21	4	2	0	0	2	0	0	70
A	59	16	3	0	0	0	2	0	0	80
8.00	56	7	1	0	0	0	3	1	0	68
M	65	15	1	3	0	0	3	1	0	88
8.30	71	4	2	1	0	0	4	1	0	83
E	90	2	1	1	0	0	1	0	0	95
A	61	2	2	2	0	0	3	1	0	71
K	53	9	0	0	0	0	2	0	0	64
\										
9.30	95	10	1	3	1	0	3	1	0	114
10.00	92	8	0	2	0	0	5	1	0	108
10.30	113	14	1	1	0	1	4	2	1	136
11.00	110	12	0	1	1	0	5	2	0	131
11.30	123	17	0	3	0	0	3	0	1	146
12.00	120	10	0	2	0	1	5	0	0	138
12.30	135	7	1	1	0	1	6	0	0	151
13.00	120	8	1	1	0	0	5	0	0	135
13.30	100	9	1	2	0	0	4	2	0	118
14.00	122	7	1	2	0	0	8	0	0	140
14.30	118	15	2	1	1	0	2	0	0	139
15.00	133	10	2	0	0	0	8	2	1	155
15.30	137	10	2	1	0	0	4	1	0	155
/										
16.00	58	5	0	0	0	1	4	0	0	68
P	50	8	1	1	0	0	1	0	0	61
M	54	5	0	0	0	0	3	1	0	63
P	56	8	0	0	0	0	2	0	0	66
E	63	6	0	0	0	0	2	1	0	72
A	79	3	0	0	0	0	2	0	0	84
K	69	7	3	0	0	0	1	2	1	82
\										
17.45	66	2	1	0	0	0	4	0	0	73
18.00	102	2	1	0	0	0	3	0	0	108
18.30	74	5	1	0	0	1	1	1	0	83
PK 800 - 0900	282	28	5	5	0	0	11	3	0	334
PK 1630-1730	252	22	0	0	0	0	9	2	0	285
2 HR AM PK	496	76	14	9	0	0	20	4	0	619
2 HR PM PK	495	44	5	1	0	1	19	4	1	569
12 HOUR TOTAL	2756	284	33	30	3	6	107	21	5	3240
% OF TOTAL	85.06	8.77	1.02	0.93	0.09	0.19	3.30	0.65	---	100

START PERIOD	CARS	LCV	MCV	HCV 2 AXLE	HCV 3 AXLE	HCV 4+ AXLE	MOTOR BUSES	MOTOR CYCLES	CYCLES	TOTAL
7.00	78	27	0	0	0	1	3	1	1	110
/										
7.30	49	21	4	3	0	0	2	0	0	79
A	63	17	3	0	0	0	6	0	0	89
8.00	66	8	1	1	0	0	5	1	0	82
M	71	18	1	4	0	0	4	1	0	99
8.30	84	6	2	3	0	0	4	1	0	100
E	109	4	1	2	0	0	4	1	0	121
A	79	4	3	4	0	0	3	1	0	94
K	74	13	0	0	1	0	6	0	0	94
\										
9.30	131	19	1	5	1	0	6	1	0	164
10.00	128	13	1	2	1	0	11	3	0	159
10.30	157	20	3	2	1	1	9	2	2	195
11.00	153	17	0	3	1	1	10	2	0	187
11.30	169	24	0	5	0	0	7	0	1	205
12.00	188	15	1	3	0	2	9	0	0	218
12.30	184	13	3	1	0	1	9	0	0	211
13.00	161	11	1	1	0	0	9	1	0	184
13.30	145	11	1	4	0	0	8	2	0	171
14.00	168	16	2	2	1	0	13	0	1	202
14.30	166	19	2	1	1	0	5	1	0	195
15.00	193	17	2	1	0	0	12	2	1	227
15.30	189	13	2	1	0	1	8	1	0	215
/										
16.00	81	14	1	0	0	1	5	0	0	102
P	81	10	1	1	0	0	5	0	0	98
M	78	6	1	0	0	0	3	1	0	89
P	86	11	1	0	0	0	4	2	0	104
E	90	9	0	0	0	0	5	1	0	105
A	114	7	0	0	0	1	4	0	1	126
K	94	8	3	0	0	0	2	2	2	109
\										
17.45	98	2	1	0	0	0	8	0	1	109
18.00	144	6	2	0	0	0	4	1	1	157
18.30	101	8	2	0	0	1	3	1	2	116
PK 800 - 0900	330	36	5	10	0	0	17	4	0	402
PK 1630-1730	368	33	2	0	0	1	16	4	1	424
2 HR AM PK	595	91	15	17	1	0	34	5	0	758
2 HR PM PK	722	67	8	1	0	2	36	6	4	842
12 HOUR TOTAL	3772	407	46	49	7	10	196	29	13	4516
% OF TOTAL	83.53	9.01	1.02	1.09	0.16	0.22	4.34	0.64	---	100

Cardiff Road - Palmerston Road

22nd May, 2007

To Cardiff Road east
From Cardiff Road east
Cardiff Road east leg - 2way



CARS cars
LCV light commercial vehicles
MCV medium commercial vehicles
HCV 2 AXLE heavy commercial vehicles - 2 axle
HCV 3 AXLE heavy commercial vehicles - 3 axle
HCV 4+ AXLE heavy commercial vehicles - 4 plus axles
BUSES buses
MOTOR CYCLES motor cycles
CYCLES cycles - count NOT included in vehicle TOTALS

SITE	Cardiff Road - Palmerston Road	DATE:	22/05/07
DIR	To Cardiff Road east	DAY	Tuesday

SITE	Cardiff Road - Palmerston Road	DATE:	22/05/07
DIR	From Cardiff Road east	DAY	Tuesday

SITE	Cardiff Road - Palmerston Road	DATE:	22/05/07
DIR	Cardiff Road east leg - 2way	DAY	Tuesday

START PERIOD	CARS	LCV	MCV	HCV 2 AXLE	HCV 3 AXLE	HCV 4+ AXLE	BUSES	MOTOR CYCLES	CYCLES	TOTAL
7.00	442	71	9	7	0	10	20	11	7	570
/	237	41	5	2	1	3	9	6	1	304
AJ	235	34	4	5	2	6	7	4	4	297
MI	246	25	4	4	1	6	7	4	4	297
PI	242	37	1	7	2	5	5	2	4	301
EJ	219	26	2	3	0	6	5	4	2	265
AJ	202	23	3	3	2	5	2	1	1	241
KJ	200	31	5	7	1	4	5	1	0	254
\	198	26	4	6	0	12	3	1	1	250
9.30	324	55	5	10	2	15	6	3	0	420
10.00	284	40	4	6	0	12	5	1	1	352
10.30	326	56	9	12	1	5	11	2	1	422
11.00	316	63	4	8	6	10	11	4	1	422
11.30	338	56	7	16	3	10	8	3	4	441
12.00	373	65	8	7	1	4	7	3	1	468
12.30	407	45	9	7	3	8	10	4	0	493
13.00	401	54	5	5	3	17	6	3	0	494
13.30	362	38	5	5	3	7	15	6	0	441
14.00	354	44	12	7	1	13	21	2	0	454
14.30	377	63	10	8	5	8	12	2	1	485
15.00	381	59	6	2	1	10	10	3	2	472
15.30	372	62	11	9	1	6	11	2	1	474
/	173	30	0	3	1	5	6	1	0	219
PI	203	28	5	0	1	5	3	4	1	249
MI	175	25	6	0	0	4	5	1	2	216
PI	202	22	0	1	1	3	2	2	1	233
EJ	221	25	0	0	0	0	5	0	0	251
AJ	227	15	1	2	0	1	4	0	1	250
KJ	193	21	0	1	0	2	1	3	2	221
\	214	18	3	2	1	1	6	1	1	246
18.00	246	10	1	1	0	1	4	0	0	263
18.30	192	7	1	1	1	2	3	3	1	210

START PERIOD	CARS	LCV	MCV	HCV 2 AXLE	HCV 3 AXLE	HCV 4+ AXLE	BUSES	MOTOR CYCLES	CYCLES	TOTAL
7.00	100	32	5	5	1	4	5	1	0	153
/	82	18	0	1	3	4	4	1	0	113
AJ	94	22	1	5	1	7	4	0	3	134
MI	118	22	5	5	2	3	3	1	0	159
PI	164	28	4	2	2	8	6	0	0	214
EJ	200	28	5	7	1	3	2	1	0	247
AJ	186	22	1	3	0	5	11	1	0	229
KJ	153	26	3	3	2	4	11	0	0	202
\	183	32	3	2	2	8	10	1	0	241
9.30	264	49	5	8	1	10	8	1	0	346
10.00	290	60	6	5	2	7	14	3	1	387
10.30	277	52	5	8	3	5	9	2	0	361
11.00	289	50	4	8	4	12	6	0	1	373
11.30	322	66	5	18	2	9	12	3	0	437
12.00	372	61	7	8	3	16	9	5	0	481
12.30	339	60	7	4	1	12	5	3	1	431
13.00	302	49	7	5	4	8	5	5	0	385
13.30	296	45	6	8	1	14	4	2	0	376
14.00	316	53	2	2	2	8	7	4	1	394
14.30	377	57	5	3	2	10	8	5	1	467
15.00	389	42	2	6	0	10	9	5	1	463
15.30	440	55	5	6	3	7	8	2	1	526
/	214	31	4	5	0	5	15	2	1	276
PI	227	21	5	5	0	2	12	1	2	273
MI	269	30	4	4	0	5	4	2	3	318
PI	240	44	4	1	0	4	3	4	3	300
EJ	259	31	0	1	0	3	6	3	8	303
AJ	234	28	1	2	1	1	2	1	2	270
KJ	275	16	2	2	0	3	2	3	4	303
\	245	25	2	2	0	5	5	6	1	290
18.00	459	37	2	1	0	3	6	5	5	513
18.30	369	26	1	0	0	5	7	4	2	412

START PERIOD	CARS	LCV	MCV	HCV 2 AXLE	HCV 3 AXLE	HCV 4+ AXLE	BUSES	MOTOR CYCLES	CYCLES	TOTAL
7.00	542	103	14	12	1	14	25	12	7	723
/	319	59	5	3	4	7	13	7	1	417
AJ	329	56	5	10	3	13	11	4	7	431
MI	364	47	9	9	3	9	10	5	4	456
PI	406	65	5	9	4	13	11	2	4	515
EJ	419	54	7	10	1	9	7	5	2	512
AJ	388	45	4	6	2	10	13	2	1	470
KJ	353	57	8	10	3	8	16	1	0	456
\	381	58	7	8	2	20	13	2	1	491
9.30	588	104	10	18	3	25	14	4	0	766
10.00	574	100	10	11	2	19	19	4	2	739
10.30	603	108	14	20	4	10	20	4	1	783
11.00	605	113	8	16	10	22	17	4	2	795
11.30	660	122	12	34	5	19	20	6	4	878
12.00	745	126	15	15	4	20	16	8	1	949
12.30	746	105	16	11	4	20	15	7	1	924
13.00	703	103	12	10	7	25	11	8	0	879
13.30	658	83	11	13	4	21	19	8	0	817
14.00	670	97	14	9	3	21	28	6	1	848
14.30	754	120	15	11	7	18	20	7	2	952
15.00	770	101	8	8	1	20	19	8	3	935
15.30	812	117	16	15	4	13	19	4	2	1000
/	387	61	4	8	1	10	21	3	1	495
PI	430	49	10	5	1	7	15	5	3	522
MI	444	55	10	4	0	9	9	3	5	534
PI	442	66	4	2	1	7	5	6	4	533
EJ	480	56	0	1	0	3	11	3	8	554
AJ	461	43	2	4	1	2	6	1	3	520
KJ	468	37	2	3	0	5	3	6	6	524
\	459	43	5	4	1	6	11	7	2	536
18.00	705	47	3	2	0	4	10	5	5	776
18.30	561	33	2	1	1	7	10	7	3	622

PK 800 - 0900	909	111	10	17	5	22	19	11	4	1104
PK 1630-1730	825	87	7	3	1	8	16	3	4	950
2 HR AM PK	1779	243	28	37	9	47	43	23	17	2209
2 HR PM PK	1608	184	15	9	4	21	32	12	8	1885
12 HOUR TOTAL	8882	1215	149	157	44	206	235	87	45	10975
% OF TOTAL	80.93	11.07	1.36	1.43	0.40	1.88	2.14	0.79	---	100

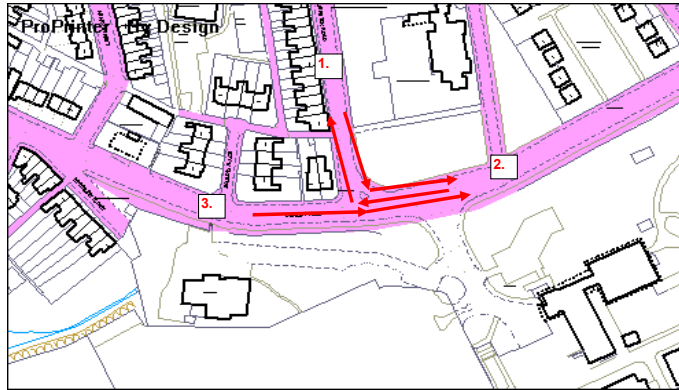
PK 800 - 0900	668	100	15	17	5	19	22	3	0	849
PK 1630-1730	1002	133	9	8	1	13	15	10	16	1191
2 HR AM PK	1180	198	22	28	13	42	51	5	3	1539
2 HR PM PK	1963	226	22	22	1	28	49	22	24	2333
12 HOUR TOTAL	8344	1218	118	145	43	210	222	77	41	10377
% OF TOTAL	80.41	11.74	1.14	1.40	0.41	2.02	2.14	0.74	---	100

PK 800 - 0900	1577	211	25	34	10	41	41	14	11	1953
PK 1630-1730	1827	220	16	11	2	21	31	13	20	2141
2 HR AM PK	2959	441	50	65	22	89	94	28	20	3748
2 HR PM PK	3571	410	37	31	5	49	81	34	32	4218
12 HOUR TOTAL	17226	2433	267	302	87	416	457	164	86	21352
% OF TOTAL	80.68	11.39	1.25	1.41	0.41	1.95	2.14	0.77	---	100

Cardiff Road - Palmerston Road

22nd May, 2007

To Cardiff Road west
From Cardiff Road west
Cardiff Road west leg - 2way



CARS cars
LCV light commercial vehicles
MCV medium commercial vehicles
HCV 2 AXLE heavy commercial vehicles - 2 axle
HCV 3 AXLE heavy commercial vehicles - 3 axle
HCV 4+ AXLE heavy commercial vehicles - 4 plus axles
BUSES buses
MOTOR CYCLES motor cycles
CYCLES cycles - count NOT included in vehicle TOTALS

SITE	Cardiff Road - Palmerston Road	DATE:	22/05/07
DIR	To Cardiff Road west	DAY	Tuesday

SITE	Cardiff Road - Palmerston Road	DATE:	22/05/07
DIR	From Cardiff Road west	DAY	Tuesday

SITE	Cardiff Road - Palmerston Road	DATE:	22/05/07
DIR	Cardiff Road west leg - 2way	DAY	Tuesday

START PERIOD	CARS	LCV	MCV	HCV 2 AXLE	HCV 3 AXLE	HCV 4+ AXLE	MOTOR BUSES	MOTOR CYCLES	CYCLES	TOTAL
7.00	108	31	5	5	1	4	4	1	0	159
/	86	22	1	1	3	4	4	1	0	122
AJ	112	24	2	5	1	7	1	0	3	152
MI	124	24	5	4	2	3	1	1	0	164
PI	179	28	5	3	2	8	6	0	0	231
EJ	228	28	7	5	1	3	3	1	0	276
AJ	237	21	2	3	0	5	8	0	0	276
KJ	167	25	4	4	2	4	12	1	0	219
\	189	33	3	2	2	8	8	1	0	246
9.30	282	50	5	9	1	10	5	2	0	364
10.00	309	61	5	5	1	7	10	1	1	399
10.30	310	52	4	7	3	6	4	4	0	390
11.00	311	54	4	7	4	11	2	1	1	394
11.30	352	74	5	16	2	9	8	3	0	469
12.00	379	61	6	9	3	15	8	5	0	486
12.30	363	58	7	4	1	12	2	3	1	450
13.00	329	50	7	6	4	8	3	4	0	411
13.30	315	49	7	8	1	14	2	3	0	399
14.00	351	49	2	2	2	8	4	4	0	422
14.30	407	63	6	3	2	10	5	4	1	500
15.00	413	45	3	5	0	10	7	6	1	489
15.30	465	54	7	7	3	6	4	3	1	549
/	234	26	3	5	0	5	14	2	1	289
PI	228	25	6	6	0	2	9	1	2	277
MI	277	33	3	4	0	5	4	2	3	328
PI	246	47	3	1	0	4	2	3	3	306
EJ	272	31	0	1	0	3	3	4	8	314
AJ	245	25	1	2	1	0	0	1	1	275
KJ	296	18	5	2	0	3	1	3	3	328
\	247	26	2	2	0	5	3	6	0	291
18.00	461	35	1	1	0	3	5	4	4	510
18.30	375	24	0	0	0	5	5	4	1	413

START PERIOD	CARS	LCV	MCV	HCV 2 AXLE	HCV 3 AXLE	HCV 4+ AXLE	MOTOR BUSES	MOTOR CYCLES	CYCLES	TOTAL
7.00	386	57	9	7	0	9	18	10	6	496
/	208	24	2	1	1	3	7	6	1	252
AJ	198	21	2	5	2	6	6	4	4	244
MI	206	21	3	4	1	6	4	3	4	248
PI	198	25	1	6	2	5	3	1	4	241
EJ	189	24	2	2	0	6	2	3	2	228
AJ	182	22	3	3	2	5	1	1	1	219
KJ	171	30	5	8	1	4	3	1	0	223
\	172	22	4	6	1	12	3	1	1	221
9.30	283	55	4	10	1	15	3	3	0	374
10.00	247	38	4	4	0	12	2	0	1	307
10.30	290	48	9	11	2	5	7	2	1	374
11.00	271	60	4	8	5	10	7	3	1	368
11.30	291	54	7	13	3	10	5	3	3	386
12.00	328	60	8	7	1	3	5	3	1	415
12.30	345	42	10	6	3	7	4	4	0	421
13.00	349	50	4	5	3	17	3	3	0	434
13.30	326	35	5	5	3	7	13	5	0	399
14.00	313	42	12	5	2	13	15	2	0	404
14.30	337	58	9	7	4	8	10	2	1	435
15.00	332	59	5	2	1	10	4	2	1	415
15.30	312	54	11	9	1	6	7	2	1	402
/	158	29	0	3	1	4	2	1	0	198
PI	185	26	5	0	1	5	3	4	1	229
MI	153	24	6	0	0	4	2	0	2	189
PI	182	20	0	1	1	3	1	3	1	211
EJ	198	22	0	0	0	0	3	0	0	223
AJ	194	13	1	2	0	1	2	0	1	213
KJ	170	17	0	1	0	2	0	1	1	191
\	182	17	2	2	1	1	4	1	1	210
18.00	188	10	0	1	0	1	1	0	0	201
18.30	151	3	0	1	1	1	2	2	2	161

START PERIOD	CARS	LCV	MCV	HCV 2 AXLE	HCV 3 AXLE	HCV 4+ AXLE	MOTOR BUSES	MOTOR CYCLES	CYCLES	TOTAL
7.00	494	88	14	12	1	13	22	11	6	655
/	294	46	3	2	4	7	11	7	1	374
AJ	310	45	4	10	3	13	7	4	7	396
MI	330	45	8	8	3	9	5	4	4	412
PI	377	53	6	9	4	13	9	1	4	472
EJ	417	52	9	7	1	9	5	4	2	504
AJ	419	43	5	6	2	10	9	1	1	495
KJ	338	55	9	12	3	8	15	2	0	442
\	361	55	7	8	3	20	11	2	1	467
9.30	565	105	9	19	2	25	8	5	0	738
10.00	556	99	9	9	1	19	12	1	2	706
10.30	600	100	13	18	5	11	11	6	1	764
11.00	582	114	8	15	9	21	9	4	2	762
11.30	643	128	12	29	5	19	13	6	3	855
12.00	707	121	14	16	4	18	13	8	1	901
12.30	708	100	17	10	4	19	6	7	1	871
13.00	678	100	11	11	7	25	6	7	0	845
13.30	641	84	12	13	4	21	15	8	0	798
14.00	664	91	14	7	4	21	19	6	0	826
14.30	744	121	15	10	6	18	15	6	2	935
15.00	745	104	8	7	1	20	11	8	2	904
15.30	777	108	18	16	4	12	11	5	2	951
/	392	55	3	8	1	9	16	3	1	487
PI	413	51	11	6	1	7	12	5	3	506
MI	430	57	9	4	0	9	6	2	5	517
PI	428	67	3	2	1	7	3	6	4	517
EJ	470	53	0	1	0	3	6	4	8	537
AJ	439	38	2	4	1	1	2	1	2	488
KJ	466	35	5	3	0	5	1	4	4	519
\	429	43	4	4	1	6	7	7	1	501
18.00	649	45	1	2	0	4	6	4	4	711
18.30	526	27	0	1	1	6	7	6	3	574

PK 800 - 0900	768	101	19	15	5	19	18	2	0	947
PK 1630-1730	1040	136	7	8	1	12	9	10	15	1223
2 HR AM PK	1322	205	29	27	13	42	43	5	3	1686
2 HR PM PK	2045	231	23	23	1	27	36	22	21	2408
12 HOUR TOTAL	8897	1246	126	144	42	207	157	79	35	10898
% OF TOTAL	81.64	11.43	1.16	1.32	0.39	1.90	1.44	0.72	---	100

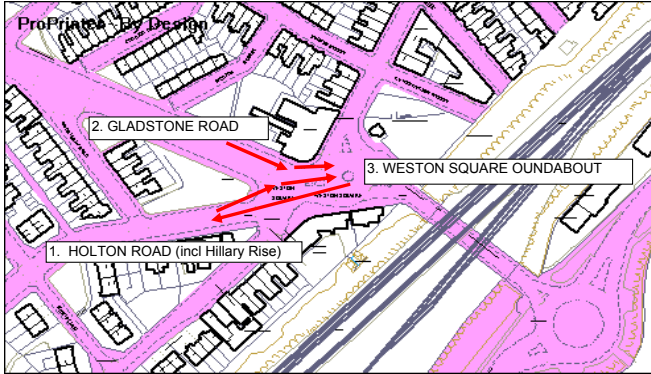
775	92	9	15	5	22	10	8	11	936
727	79	7	3	1	8	8	3	4	836
1524	189	22	35	10	47	29	20	17	1876
1422	168	14	9	4	20	17	10	7	1664
7695	1082	137	145	44	201	152	76	42	9532
80.73	11.35	1.44	1.52	0.46	2.11	1.59	0.80	---	100

1543	193	28	30	10	41	28	10	11	1883
1767	215	14	11	2	20	17	13	19	2059
2846	394	51	62	23	89	72	25	20	3562
3467	399	37	32	5	47	53	32	28	4072
16592	2328	263	289	86	408	309	155	77	20430
81.21	11.40	1.29	1.41	0.42	2.00	1.51	0.76	---	100

Gladstone Road - Holton Road (B)

19th September 2007

Gladstone Road to Weston Square roundabout (2to3)
 Holton Road to Weston Square roundabout (1to3)
 Weston Square roundabout to Holton Road (3to1)



CARS cars
 LCV light commercial vehicles
 MCV medium commercial vehicles
 HCV 2 AXLE heavy commercial vehicles - 2 axle
 HCV 3 AXLE heavy commercial vehicles - 3 axle
 HCV 4+ AXLE heavy commercial vehicles - 4 plus axles
 BUSES buses
 MOTOR CYCLES motor cycles
 CYCLES cycles - count NOT included in vehicle TOTALS

SITE	Gladstone Road - Holton Road (B)	DATE:	19/09/07
DIR	Gladstone Road to Weston Square roundabout (2to3)	DAY	Wednesday

SITE	Gladstone Road - Holton Road (B)	DATE:	19/09/07
DIR	Holton Road to Weston Square roundabout (1to3)	DAY	Wednesday

SITE	Gladstone Road - Holton Road (B)	DATE:	19/09/07
DIR	Weston Square roundabout to Holton Road (3to1)	DAY	Wednesday

START PERIOD	CARS	LCV	MCV	HCV 2 AXLE	HCV 3 AXLE	HCV 4+ AXLE	BUSES	MOTOR CYCLES	CYCLES	TOTAL
7.00	143	28	10	1	0	0	2	1	1	185
/										
7.30	83	11	2	1	0	0	1	2	1	100
AJ										
7.45	89	21	2	1	0	0	3	1	1	117
MJ										
8.00	79	10	0	2	0	0	4	0	1	95
PI										
8.15	85	13	2	0	0	0	1	0	2	101
EJ										
8.30	80	13	4	0	0	1	3	0	1	101
AJ										
8.45	81	9	0	2	0	0	4	0	0	96
KJ										
9.00	121	18	0	1	2	1	4	1	0	148
\										
9.15	71	8	1	1	1	0	3	0	0	85
9.30	125	23	10	1	0	0	6	1	0	166
10.00	97	21	3	3	0	0	1	0	0	125
10.30	91	30	1	3	1	0	3	1	0	130
11.00	110	24	0	4	0	0	2	0	1	140
11.30	122	18	0	2	0	0	3	2	0	147
12.00	104	20	2	3	0	0	1	0	0	130
12.30	128	20	4	2	2	0	2	0	0	158
13.00	130	15	3	3	0	0	2	0	0	153
13.30	131	9	4	0	1	0	2	3	1	150
14.00	123	16	2	1	0	0	5	0	0	147
14.30	106	22	4	2	2	0	2	1	0	139
15.00	140	21	3	0	1	1	2	0	0	168
15.30	145	16	9	0	1	0	4	1	1	176
/										
16.00	68	25	2	0	0	0	5	0	1	100
PI										
16.15	62	16	2	0	0	0	5	1	1	86
MJ										
16.30	67	15	1	1	0	0	1	1	2	86
PI										
16.45	67	17	1	0	0	0	1	0	0	86
EJ										
17.00	75	14	1	1	0	0	2	1	3	94
AJ										
17.15	72	10	0	0	0	0	0	2	0	84
KJ										
17.30	68	7	0	0	0	0	0	0	0	75
\										
17.45	65	5	0	0	0	0	2	0	0	72
18.00	112	23	1	0	0	0	0	0	0	136
18.30	132	15	2	1	0	0	1	0	0	151

START PERIOD	CARS	LCV	MCV	HCV 2 AXLE	HCV 3 AXLE	HCV 4+ AXLE	BUSES	MOTOR CYCLES	CYCLES	TOTAL
7.00	55	11	2	0	0	1	0	2	1	71
/										
7.30	43	5	1	0	0	0	1	0	0	50
AJ										
7.45	33	5	3	1	0	0	2	0	0	44
MJ										
8.00	43	4	0	0	0	0	2	0	0	49
PI										
8.15	25	6	1	0	0	0	1	0	1	33
EJ										
8.30	38	6	2	0	0	0	0	0	0	46
AJ										
8.45	33	4	2	0	1	0	1	0	0	41
KJ										
9.00	30	3	0	0	0	0	2	1	0	36
\										
9.15	28	4	0	0	0	0	0	0	1	32
9.30	52	9	1	0	0	0	0	0	0	62
10.00	42	12	1	1	0	0	0	0	0	56
10.30	59	8	1	0	0	0	1	1	0	70
11.00	64	16	0	1	0	0	1	0	0	82
11.30	62	29	1	1	1	0	1	1	0	96
12.00	49	20	0	0	0	0	2	0	1	71
12.30	79	6	1	1	0	0	2	0	0	89
13.00	71	6	1	1	0	0	0	0	0	79
13.30	76	6	4	1	1	0	1	0	0	89
14.00	71	12	1	1	0	0	4	1	0	90
14.30	84	8	0	1	0	0	0	0	0	93
15.00	86	17	2	0	0	0	3	0	0	108
15.30	74	9	0	0	0	0	2	0	0	85
/										
16.00	32	15	0	0	0	0	1	0	0	48
PI										
16.15	22	16	0	2	0	0	1	0	0	41
MJ										
16.30	22	19	0	0	0	0	1	0	0	42
PI										
16.45	30	20	0	0	0	0	0	0	0	50
EJ										
17.00	36	14	1	0	0	0	0	0	0	51
AJ										
17.15	32	4	0	0	0	0	0	0	0	36
KJ										
17.30	32	5	0	0	0	0	0	0	1	37
\										
17.45	34	8	0	0	0	0	0	1	0	43
18.00	30	9	1	0	0	0	1	1	0	42
18.30	34	2	0	0	0	0	0	0	1	36

START PERIOD	CARS	LCV	MCV	HCV 2 AXLE	HCV 3 AXLE	HCV 4+ AXLE	BUSES	MOTOR CYCLES	CYCLES	TOTAL
7.00	22	9	4	0	0	0	0	0	0	35
/										
7.30	11	4	1	0	0	1	1	0	0	18
AJ										
7.45	17	8	3	0	0	0	1	0	0	29
MJ										
8.00	33	5	0	1	0	0	1	0	0	40
PI										
8.15	33	15	1	1	1	0	0	0	0	51
EJ										
8.30	51	3	0	1	0	0	2	0	0	57
AJ										
8.45	58	12	0	0	0	0	1	1	0	72
KJ										
9.00	56	8	1	1	0	0	2	0	0	68
\										
9.15	39	7	1	1	0	0	2	1	0	51
9.30	82	17	2	0	1	0	1	0	0	103
10.00	75	16	2	1	1	0	2	0	0	97
10.30	84	11	1	4	0	0	0	0	0	100
11.00	80	20	1	1	0	0	1	0	0	103
11.30	97	13	1	2	0	0	1	1	1	115
12.00	107	14	4	0	1	0	1	0	0	127
12.30	84	14	2	0	0	0	0	0	0	100
13.00	86	8	3	2	0	0	2	1	0	102
13.30	82	11	2	0	0	0	0	0	0	95
14.00	105	11	4	2	0	0	2	0	1	124
14.30	99	13	1	0	0	0	2	2	1	117
15.00	78	21	2	0	0	0	3	0	0	104
15.30	105	19	0	0	0	0	1	2	0	127
/										
16.00	41	10	1	1	0	0	0	0	1	53
PI										
16.15	54	9	2	0	0	0	1	0	0	66
MJ										
16.30	68	13	0	0	0	0	0	0	0	81
PI										
16.45	51	14	1	0	0	0	1	0	0	67
EJ										
17.00	59	15	1	0	0	0	0	0	0	75
AJ										
17.15	59	5	0	0	0	0	0	0	0	64
KJ										
17.30	63	8	0	1	0	0	0	0	1	72
\										
17.45	63	11	0	0	0	0	1	0	0	75
18.00	50	8	0	0	0	0	0	0	0	58
18.30	43	8	0	0	0	0	0	1	0	52

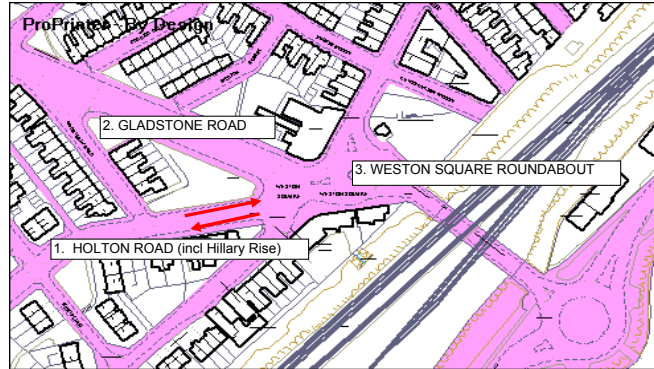
PK 800 - 0900	325	45	6	4	0	1	12	0	1	393
PK 1630-1730	281	56	3	2	0	0	4	4	5	350
2 HR AM PK	689	103	11	8	3	2	23	4	6	843
2 HR PM PK	544	109	7	2	0	0	16	5	7	683
12 HOUR TOTAL	3172	533	76	36	11	3	77	19	17	3927
% OF TOTAL	80.77	13.57	1.94	0.92	0.28	0.08	1.96	0.48	---	100

PK 800 - 0900	139	20	5	0	1	0	4	0	1	169
PK 1630-1730	120	57	1	0	0	0	1	0	0	179
2 HR AM PK	273	37	9	1	1	0	9	1	2	331
2 HR PM PK	240	101	1	2	0	0	3	1	1	348
12 HOUR TOTAL	1501	318	26	11	3	1	30	8	6	

Gladstone Road - Holton Road

19th September 2007

To Holton Road
From Holton Road
Holton Road leg -2way



CARS cars
LCV light commercial vehicles
MCV medium commercial vehicles
HCV 2 AXLE heavy commercial vehicles - 2 axle
HCV 3 AXLE heavy commercial vehicles - 3 axle
HCV 4+ AXLE heavy commercial vehicles - 4 plus axles
BUSES buses
MOTOR CYCLES motor cycles
CYCLES cycles - count NOT included in vehicle TOTALS

SITE	Gladstone Road - Holton Road	DATE:	19/09/07
DIR	To Holton Road	DAY	Wednesday

SITE	Gladstone Road - Holton Road	DATE:	19/09/07
DIR	From Holton Road	DAY	Wednesday

SITE	Gladstone Road - Holton Road	DATE:	19/09/07
DIR	Holton Road leg -2way	DAY	Wednesday

START PERIOD	CARS	LCV	MCV	HCV 2 AXLE	HCV 3 AXLE	HCV 4+ AXLE	BUSES	MOTOR CYCLES	CYCLES	TOTAL
7.00	22	9	4	0	0	0	0	0	0	35
/ 7.30	11	4	1	0	0	1	1	0	0	18
AJ 7.45	17	8	3	0	0	0	1	0	0	29
MJ 8.00	33	5	0	1	0	0	1	0	0	40
PI 8.15	33	15	1	1	1	0	0	0	0	51
EJ 8.30	51	3	0	1	0	0	2	0	0	57
AJ 8.45	58	12	0	0	0	0	1	1	0	72
KJ 9.00	56	8	1	1	0	0	2	0	0	68
\ 9.15	39	7	1	1	0	0	2	1	0	51
9.30	82	17	2	0	1	0	1	0	0	103
10.00	75	16	2	1	1	0	2	0	0	97
10.30	84	11	1	4	0	0	0	0	0	100
11.00	80	20	1	1	0	0	1	0	0	103
11.30	97	13	1	2	0	0	1	1	1	115
12.00	107	14	4	0	1	0	1	0	0	127
12.30	84	14	2	0	0	0	0	0	0	100
13.00	86	8	3	2	0	0	2	1	0	102
13.30	82	11	2	0	0	0	0	0	0	95
14.00	105	11	4	2	0	0	2	0	1	124
14.30	99	13	1	0	0	0	2	2	1	117
15.00	78	21	2	0	0	0	3	0	0	104
15.30	105	19	0	0	0	0	1	2	0	127
/ 16.00	41	10	1	1	0	0	0	0	1	53
PI 16.15	54	9	2	0	0	0	1	0	0	66
MJ 16.30	68	13	0	0	0	0	0	0	0	81
PI 16.45	51	14	1	0	0	0	1	0	0	67
EJ 17.00	59	15	1	0	0	0	0	0	0	75
AJ 17.15	59	5	0	0	0	0	0	0	0	64
KJ 17.30	63	8	0	1	0	0	0	0	1	72
\ 17.45	63	11	0	0	0	0	1	0	0	75
18.00	50	8	0	0	0	0	0	0	0	58
18.30	43	8	0	0	0	0	0	1	0	52

START PERIOD	CARS	LCV	MCV	HCV 2 AXLE	HCV 3 AXLE	HCV 4+ AXLE	BUSES	MOTOR CYCLES	CYCLES	TOTAL
7.00	56	11	3	0	0	1	0	2	1	73
/ 7.30	44	5	1	0	0	0	2	0	0	52
AJ 7.45	33	6	3	1	0	0	2	0	0	45
MJ 8.00	46	5	0	0	0	0	2	0	0	53
PI 8.15	29	6	1	0	0	0	1	0	1	37
EJ 8.30	41	6	2	0	0	0	0	0	0	49
AJ 8.45	36	4	2	0	1	0	1	0	0	44
KJ 9.00	34	4	0	0	0	0	2	1	0	41
\ 9.15	30	4	0	0	0	0	0	0	1	34
9.30	56	10	1	0	0	0	1	0	0	68
10.00	49	13	1	2	0	0	0	0	0	65
10.30	67	10	1	0	0	0	1	1	0	80
11.00	68	17	0	1	0	0	1	0	0	87
11.30	68	30	1	1	1	0	1	1	0	103
12.00	58	20	1	0	0	0	3	0	1	82
12.30	87	7	2	2	0	0	3	0	0	101
13.00	76	7	1	1	0	0	0	0	0	85
13.30	86	7	4	1	2	0	1	0	0	101
14.00	79	13	1	1	0	0	4	1	0	99
14.30	88	9	0	1	0	0	0	0	0	98
15.00	91	18	2	0	0	0	3	0	0	114
15.30	82	9	0	0	0	0	2	0	0	93
/ 16.00	33	16	0	0	0	0	1	0	0	50
PI 16.15	22	17	0	2	0	0	1	0	0	42
MJ 16.30	27	19	0	0	0	0	1	0	0	47
PI 16.45	31	20	0	0	0	0	0	0	0	51
EJ 17.00	41	15	1	0	0	0	0	0	0	57
AJ 17.15	35	5	0	0	0	0	0	0	0	40
KJ 17.30	37	5	0	0	0	0	0	0	1	42
\ 17.45	42	8	0	0	0	0	0	1	0	51
18.00	35	9	1	0	0	0	1	1	0	47
18.30	39	2	0	0	0	0	0	0	1	41

START PERIOD	CARS	LCV	MCV	HCV 2 AXLE	HCV 3 AXLE	HCV 4+ AXLE	BUSES	MOTOR CYCLES	CYCLES	TOTAL
7.00	78	20	7	0	0	1	0	2	1	108
/ 7.30	55	9	2	0	0	1	3	0	0	70
AJ 7.45	50	14	6	1	0	0	3	0	0	74
MJ 8.00	79	10	0	1	0	0	3	0	0	93
PI 8.15	62	21	2	1	1	0	1	0	1	88
EJ 8.30	92	9	2	1	0	0	2	0	0	106
AJ 8.45	94	16	2	0	1	0	2	1	0	116
KJ 9.00	90	12	1	1	0	0	4	1	0	109
\ 9.15	69	11	1	1	0	0	2	1	1	85
9.30	138	27	3	0	1	0	2	0	0	171
10.00	124	29	3	3	1	0	2	0	0	162
10.30	151	21	2	4	0	0	1	1	0	180
11.00	148	37	1	2	0	0	2	0	0	190
11.30	165	43	2	3	1	0	2	2	1	218
12.00	165	34	5	0	1	0	4	0	1	209
12.30	171	21	4	2	0	0	3	0	0	201
13.00	162	15	4	3	0	0	2	1	0	187
13.30	168	18	6	1	2	0	1	0	0	196
14.00	184	24	5	3	0	0	6	1	1	223
14.30	187	22	1	1	0	0	2	2	1	215
15.00	169	39	4	0	0	0	6	0	0	218
15.30	187	28	0	0	0	0	3	2	0	220
/ 16.00	74	26	1	1	0	0	1	0	1	103
PI 16.15	76	26	2	2	0	0	2	0	0	108
MJ 16.30	95	32	0	0	0	0	1	0	0	128
PI 16.45	82	34	1	0	0	0	1	0	0	118
EJ 17.00	100	30	2	0	0	0	0	0	0	132
AJ 17.15	94	10	0	0	0	0	0	0	0	104
KJ 17.30	100	13	0	1	0	0	0	0	2	114
\ 17.45	105	19	0	0	0	0	1	1	0	126
18.00	85	17	1	0	0	0	1	1	0	105
18.30	82	10	0	0	0	0	0	1	1	93

PK 800 - 0900	175	35	1	3	1	0	4	1	0	220
PK 1630-1730	237	47	2	0	0	0	1	0	0	287
2 HR AM PK	298	62	7	5	1	1	10	2	0	386
2 HR PM PK	458	85	5	2	0	0	3	0	2	553
12 HOUR TOTAL	2035	360	41	19	4	1	29	9	5	2498
% OF TOTAL	81.47	14.41	1.64	0.76	0.16	0.04	1.16	0.36	---	100

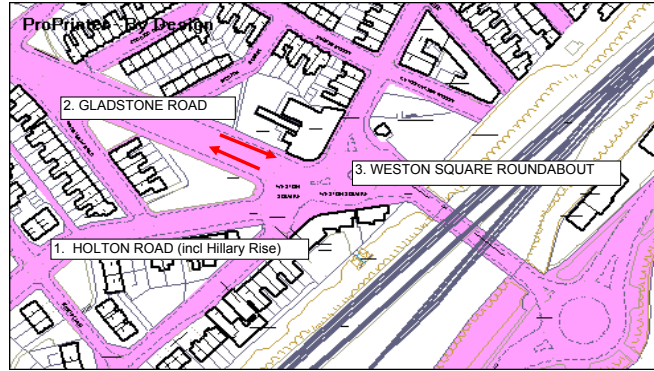
PK 800 - 0900	152	21	5	0	1	0	4	0	1	183
PK 1630-1730	134	59	1	0	0	0	1	0	0	195
2 HR AM PK	293	40	9	1	1	0	10	1	2	355
2 HR PM PK	268	105	1	2	0	0	3	1	1	380
12 HOUR TOTAL	1646	337	29	13	4	1	34	8	6	2072
% OF TOTAL	79.44	16.26	1.40	0.63	0.19	0.05	1.64	0.39	---	100

PK 800 - 0900	327	56	6	3	2	0	8	1	1	403
PK 1630-1730	371	106	3	0	0	0	2	0	0	482
2 HR AM PK	591	102	16	6	2	1	20	3	2	741
2 HR PM PK	726	190	6	4	0	0	6	1	3	933
12 HOUR TOTAL	3681	697	70	32	8	2	63	17	11	4570
% OF TOTAL	80.55	15.25	1.53	0.70	0.18	0.04	1.38	0.37	---	100

Gladstone Road - Holton Road

19th September 2007

To Gladstone Road
From Gladstone Road
Gladstone Road leg -2way



CARS cars
LCV light commercial vehicles
MCV medium commercial vehicles
HCV 2 AXLE heavy commercial vehicles - 2 axle
HCV 3 AXLE heavy commercial vehicles - 3 axle
HCV 4+ AXLE heavy commercial vehicles - 4 plus axles
BUSES buses
MOTOR CYCLES motor cycles
CYCLES cycles - count NOT included in vehicle TOTALS

SITE	Gladstone Road - Holton Road	DATE:	19/09/07
DIR	To Gladstone Road	DAY	Wednesday

SITE	Gladstone Road - Holton Road	DATE:	19/09/07
DIR	From Gladstone Road	DAY	Wednesday

SITE	Gladstone Road - Holton Road	DATE:	19/09/07
DIR	Gladstone Road leg -2way	DAY	Wednesday

START PERIOD	CARS	LCV	MCV	HCV 2 AXLE	HCV 3 AXLE	HCV 4+ AXLE	BUSES	MOTOR CYCLES	CYCLES	TOTAL
7.00	35	2	1	2	0	0	7	0	0	47
/	23	2	0	2	0	0	8	0	1	35
AJ	27	9	0	0	0	0	4	1	0	41
MJ	41	5	0	1	0	0	0	0	0	47
PI	78	8	4	1	1	0	2	0	0	94
EJ	72	7	2	1	0	1	1	0	0	84
AJ	85	13	0	2	0	0	1	2	0	103
KJ	62	8	3	1	1	0	3	0	0	78
\	63	7	1	2	0	0	1	0	0	74
9.30	95	21	8	0	2	0	5	0	0	131
10.00	88	24	1	2	0	0	5	1	0	121
10.30	94	21	2	5	1	0	2	0	0	125
11.00	107	11	3	4	0	0	2	0	0	127
11.30	119	17	3	3	2	1	2	0	0	147
12.00	121	17	3	3	0	0	4	1	1	149
12.30	141	19	2	5	0	0	1	0	0	168
13.00	134	19	2	2	1	0	4	0	1	162
13.30	142	12	3	6	1	0	0	0	1	164
14.00	107	16	5	2	0	0	4	0	0	134
14.30	127	9	5	0	2	0	6	0	0	149
15.00	163	15	4	1	0	0	5	2	0	190
15.30	173	20	6	1	0	0	4	2	0	206
/	85	15	3	1	0	0	2	1	0	107
PI	83	17	3	0	0	0	4	0	2	107
MJ	87	16	3	0	0	0	1	0	0	107
PI	97	16	1	1	0	0	1	1	2	117
EJ	96	15	1	1	0	0	0	0	1	113
AJ	97	14	0	0	0	0	0	2	0	113
KJ	107	13	1	0	0	0	1	0	0	122
\	90	7	0	0	0	0	1	0	2	98
18.00	82	12	0	0	0	0	0	0	0	94
18.30	66	8	0	0	0	0	2	0	0	76

START PERIOD	CARS	LCV	MCV	HCV 2 AXLE	HCV 3 AXLE	HCV 4+ AXLE	BUSES	MOTOR CYCLES	CYCLES	TOTAL
7.00	143	28	10	1	0	0	2	1	1	185
/	83	11	2	1	0	0	1	2	1	100
AJ	89	21	2	1	0	0	3	1	1	117
MJ	79	10	0	2	0	0	4	0	1	95
PI	85	13	2	0	0	0	1	0	2	101
EJ	80	13	4	0	0	0	1	3	0	101
AJ	81	9	0	2	0	0	4	0	0	96
KJ	121	18	0	1	2	1	4	1	0	148
\	71	8	1	1	1	0	3	0	0	85
9.30	125	23	10	1	0	0	6	1	0	166
10.00	97	21	3	3	0	0	1	0	0	125
10.30	91	30	1	3	1	0	3	1	0	130
11.00	110	24	0	4	0	0	2	0	1	140
11.30	122	18	0	2	0	0	3	2	0	147
12.00	104	20	2	3	0	0	1	0	0	130
12.30	128	20	4	2	2	0	2	0	0	158
13.00	130	15	3	3	0	0	2	0	0	153
13.30	131	9	4	0	1	0	2	3	1	150
14.00	123	16	2	1	0	0	5	0	0	147
14.30	106	22	4	2	2	0	2	1	0	139
15.00	140	21	3	0	1	1	2	0	0	168
15.30	145	16	9	0	1	0	4	1	1	176
/	68	25	2	0	0	0	5	0	1	100
PI	62	16	2	0	0	0	5	1	1	86
MJ	67	15	1	1	0	0	1	1	2	86
PI	67	17	1	0	0	0	1	0	0	86
EJ	75	14	1	1	0	0	2	1	3	94
AJ	72	10	0	0	0	0	0	2	0	84
KJ	68	7	0	0	0	0	0	0	0	75
\	65	5	0	0	0	0	2	0	0	72
18.00	112	23	1	0	0	0	0	0	0	136
18.30	132	15	2	1	0	0	1	0	0	151

START PERIOD	CARS	LCV	MCV	HCV 2 AXLE	HCV 3 AXLE	HCV 4+ AXLE	BUSES	MOTOR CYCLES	CYCLES	TOTAL
7.00	178	30	11	3	0	0	9	1	1	232
/	106	13	2	3	0	0	9	2	2	135
AJ	116	30	2	1	0	0	7	2	1	158
MJ	120	15	0	3	0	0	4	0	1	142
PI	163	21	6	1	1	0	3	0	2	195
EJ	152	20	6	1	0	0	2	4	0	185
AJ	166	22	0	4	0	0	5	2	0	199
KJ	183	26	3	2	3	1	7	1	0	226
\	134	15	2	3	1	0	4	0	0	159
9.30	220	44	18	1	2	0	11	1	0	297
10.00	185	45	4	5	0	0	6	1	0	246
10.30	185	51	3	8	2	0	5	1	0	255
11.00	217	35	3	8	0	0	4	0	1	267
11.30	241	35	3	5	2	1	5	2	0	294
12.00	225	37	5	6	0	0	5	1	1	279
12.30	269	39	6	7	2	0	3	0	0	326
13.00	264	34	5	5	1	0	6	0	1	315
13.30	273	21	7	6	2	0	2	3	2	314
14.00	230	32	7	3	0	0	9	0	0	281
14.30	233	31	9	2	4	0	8	1	0	288
15.00	303	36	7	1	1	1	7	2	0	358
15.30	318	36	15	1	1	0	8	3	1	382
/	153	40	5	1	0	0	7	1	1	207
PI	145	33	5	0	0	0	9	1	3	193
MJ	154	31	4	1	0	0	2	1	2	193
PI	164	33	2	1	0	0	2	1	2	203
EJ	171	29	2	2	0	0	2	1	4	207
AJ	169	24	0	0	0	0	0	4	0	197
KJ	175	20	1	0	0	0	1	0	0	197
\	155	12	0	0	0	0	3	0	2	170
18.00	194	35	1	0	0	0	0	0	0	230
18.30	198	23	2	1	0	0	3	0	0	227

PK 800 - 0900	276	33	6	5	1	1	4	2	0	328
PK 1630-1730	377	61	5	2	0	0	2	3	3	450
2 HR AM PK	451	59	10	10	2	1	20	3	1	556
2 HR PM PK	742	113	12	3	0	0	10	4	7	884
12 HOUR TOTAL	2987	415	70	49	11	2	83	13	11	3630
% OF TOTAL	82.29	11.43	1.93	1.35	0.30	0.06	2.29	0.36	---	100

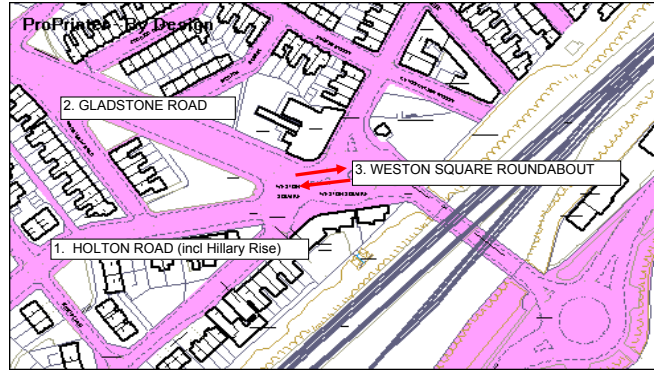
PK 800 - 0900	325	45	6	4	0	1	12	0	4	393
PK 1630-1730	281	56	3	2	0	0	4	4	5	350
2 HR AM PK	689	103	11	8	3	2	23	4	6	843
2 HR PM PK	544	109	7	2	0	0	16	5	7	683
12 HOUR TOTAL	3172	533	76	36	11	3	77	19	17	3927
% OF TOTAL	80.77	13.57	1.94	0.92	0.28	0.08	1.96	0.48	---	100

PK 800 - 0900	601	78	12	9	1	2	16	2	4	721
PK 1630-1730	658	117	8	4	0	0	6	7	8	800
2 HR AM PK	1140	162	21	18	5	3	43	7	7	1399
2 HR PM PK	1286	222	19	5	0	0	26	9	14	1567
12 HOUR TOTAL	6159	948	146	85	22	5	160	32	28	7557
% OF TOTAL	81.50	12.54	1.93	1.12	0.29	0.07	2.12	0.42	---	100

Gladstone Road - Holton Road

19th September 2007

To Weston Square Roundabout
From Weston Square Roundabout
Weston Square roundabout leg -2way



CARS cars
LCV light commercial vehicles
MCV medium commercial vehicles
HCV 2 AXLE heavy commercial vehicles - 2 axle
HCV 3 AXLE heavy commercial vehicles - 3 axle
HCV 4+ AXLE heavy commercial vehicles - 4 plus axles
BUSES buses
MOTOR CYCLES motor cycles
CYCLES cycles - count NOT included in vehicle TOTALS

SITE	Gladstone Road - Holton Road	DATE:	19/09/07
DIR	To Weston Square Roundabout	DAY	Wednesday

SITE	Gladstone Road - Holton Road	DATE:	19/09/07
DIR	From Weston Square Roundabout	DAY	Wednesday

SITE	Gladstone Road - Holton Road	DATE:	19/09/07
DIR	Weston Square roundabout leg -2way	DAY	Wednesday

START PERIOD	CARS	LCV	MCV	HCV 2 AXLE	HCV 3 AXLE	HCV 4+ AXLE	BUSES	MOTOR CYCLES	CYCLES	TOTAL
7.00	198	39	12	1	0	1	2	3	2	256
/ 7.30	126	16	3	1	0	0	2	2	1	150
AJ 7.45	122	26	5	2	0	0	5	1	1	161
MJ 8.00	122	14	0	2	0	0	6	0	1	144
PI 8.15	110	19	3	0	0	0	2	0	3	134
EJ 8.30	118	19	6	0	0	1	3	0	1	147
AJ 8.45	114	13	2	2	1	0	5	0	0	137
KJ 9.00	151	21	0	1	2	1	6	2	0	184
\ 9.15	99	12	1	1	1	0	3	0	1	117
9.30	177	32	11	1	0	0	6	1	0	228
10.00	139	33	4	4	0	0	1	0	0	181
10.30	150	38	2	3	1	0	4	2	0	200
11.00	174	40	0	5	0	0	3	0	1	222
11.30	184	47	1	3	1	0	4	3	0	243
12.00	153	40	2	3	0	0	3	0	1	201
12.30	207	26	5	3	2	0	4	0	0	247
13.00	201	21	4	4	0	0	2	0	0	232
13.30	207	15	8	1	2	0	3	3	1	239
14.00	194	28	3	2	0	0	9	1	0	237
14.30	190	30	4	3	2	0	2	1	0	232
15.00	226	38	5	0	1	1	5	0	0	276
15.30	219	25	9	0	1	0	6	1	1	261
/ 16.00	100	40	2	0	0	0	6	0	1	148
PI 16.15	84	32	2	2	0	0	6	1	1	127
MJ 16.30	89	34	1	1	0	0	2	1	2	128
PI 16.45	97	37	1	0	0	0	1	0	0	136
EJ 17.00	111	28	2	1	0	0	2	1	3	145
AJ 17.15	104	14	0	0	0	0	0	2	0	120
KJ 17.30	100	12	0	0	0	0	0	0	1	112
\ 17.45	99	13	0	0	0	0	2	1	0	115
18.00	142	32	2	0	0	0	1	1	0	178
18.30	166	17	2	1	0	0	1	0	1	187

START PERIOD	CARS	LCV	MCV	HCV 2 AXLE	HCV 3 AXLE	HCV 4+ AXLE	BUSES	MOTOR CYCLES	CYCLES	TOTAL
7.00	56	11	4	2	0	0	7	0	0	80
/ 7.30	33	6	1	2	0	1	8	0	1	51
AJ 7.45	44	16	3	0	0	0	5	1	0	69
MJ 8.00	71	9	0	2	0	0	1	0	0	83
PI 8.15	107	23	5	2	2	0	2	0	0	141
EJ 8.30	120	10	2	2	0	1	3	0	0	138
AJ 8.45	140	25	0	2	0	0	2	3	0	172
KJ 9.00	114	15	4	2	1	0	5	0	0	141
\ 9.15	100	14	2	3	0	0	3	1	0	123
9.30	173	37	10	0	3	0	5	0	0	228
10.00	156	39	3	2	1	0	7	1	0	209
10.30	170	30	3	9	1	0	2	0	0	215
11.00	183	30	4	5	0	0	3	0	0	225
11.30	210	29	4	5	2	1	3	1	1	255
12.00	219	31	6	3	1	0	4	1	1	265
12.30	217	32	3	4	0	0	0	0	0	256
13.00	215	26	5	4	1	0	6	1	1	258
13.30	214	22	5	6	0	0	0	0	1	247
14.00	204	26	9	4	0	0	6	0	1	249
14.30	222	21	6	0	2	0	8	2	1	261
15.00	236	35	6	1	0	0	8	2	0	288
15.30	270	39	6	1	0	0	5	4	0	325
/ 16.00	125	24	4	2	0	0	2	1	1	158
PI 16.15	137	25	5	0	0	0	5	0	2	172
MJ 16.30	150	29	3	0	0	0	1	0	0	183
PI 16.45	147	30	2	1	0	0	2	1	2	183
EJ 17.00	150	29	2	1	0	0	0	0	1	182
AJ 17.15	153	18	0	0	0	0	0	2	0	173
KJ 17.30	165	21	1	1	0	0	1	0	1	189
\ 17.45	145	18	0	0	0	0	2	0	2	165
18.00	127	20	0	0	0	0	0	0	0	147
18.30	104	16	0	0	0	0	2	1	0	123

START PERIOD	CARS	LCV	MCV	HCV 2 AXLE	HCV 3 AXLE	HCV 4+ AXLE	BUSES	MOTOR CYCLES	CYCLES	TOTAL
7.00	254	50	16	3	0	1	9	3	2	336
/ 7.30	159	22	4	3	0	1	10	2	2	201
AJ 7.45	166	42	8	2	0	0	10	2	1	230
MJ 8.00	193	23	0	4	0	0	7	0	1	227
PI 8.15	217	42	8	2	2	0	4	0	3	275
EJ 8.30	238	29	8	2	0	2	6	0	1	285
AJ 8.45	254	38	2	4	1	0	7	3	0	309
KJ 9.00	265	36	4	3	3	1	11	2	0	325
\ 9.15	199	26	3	4	1	0	6	1	1	240
9.30	350	69	21	1	3	0	11	1	0	456
10.00	295	72	7	6	1	0	8	1	0	390
10.30	320	68	5	12	2	0	6	2	0	415
11.00	357	70	4	10	0	0	6	0	1	447
11.30	394	76	5	8	3	1	7	4	1	498
12.00	372	71	8	6	1	0	7	1	2	466
12.30	424	58	8	7	2	0	4	0	0	503
13.00	416	47	9	8	1	0	8	1	1	490
13.30	421	37	13	7	2	0	3	3	2	486
14.00	398	54	12	6	0	0	15	1	1	486
14.30	412	51	10	3	4	0	10	3	1	493
15.00	462	73	11	1	1	1	13	2	0	564
15.30	489	64	15	1	1	0	11	5	1	586
/ 16.00	225	64	6	2	0	0	8	1	2	306
PI 16.15	221	57	7	2	0	0	11	1	3	299
MJ 16.30	239	63	4	1	0	0	3	1	2	311
PI 16.45	244	67	3	1	0	0	3	1	2	319
EJ 17.00	261	57	4	2	0	0	2	1	4	327
AJ 17.15	257	32	0	0	0	0	0	4	0	293
KJ 17.30	265	33	1	1	0	0	1	0	2	301
\ 17.45	244	31	0	0	0	0	4	1	2	280
18.00	269	52	2	0	0	0	1	1	0	325
18.30	270	33	2	1	0	0	3	1	1	310

PK 800 - 0900	464	65	11	4	1	1	16	0	1	562
PK 1630-1730	401	113	4	2	0	0	5	4	5	529
2 HR AM PK	962	140	20	9	4	2	32	5	8	1174
2 HR PM PK	784	210	8	4	0	0	19	6	8	1031
12 HOUR TOTAL	4673	851	102	47	14	4	107	27	23	5825
% OF TOTAL	80.22	14.61	1.75	0.81	0.24	0.07	1.84	0.46	---	100

438	67	7	8	2	1	8	3	0	534
600	106	7	2	0	0	3	3	3	721
729	118	17	15	3	2	29	5	1	918
1172	194	17	5	0	0	13	4	9	1405
4877	756	108	66	14	3	108	22	16	5954
81.91	12.70	1.81	1.11	0.24	0.05	1.81	0.37	---	100

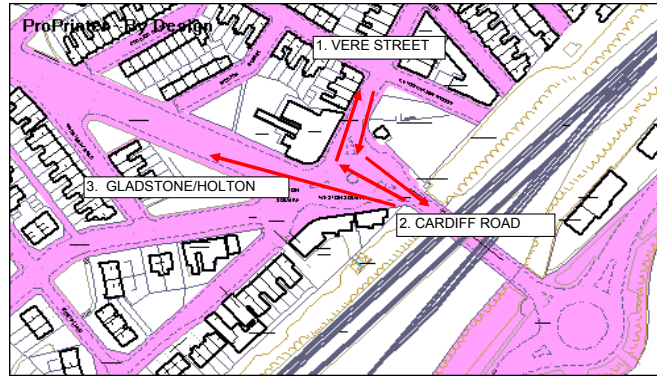
902	132	18	12	3	2	24	3	5	1096
1001	219	11	4	0	0	8	7	8	1250
1691	258	37	24	7	4	61	10	9	2092
1956	404	25	9	0	0	32	10	17	2436
9550	1607	210	113	28	7	215	49	39	11779
81.08	13.64	1.78	0.96	0.24	0.06	1.83	0.42	---	100



Weston Square - Vere Street roundabout (A)

18th September 2007

Vere Street to Cardiff Road
 Cardiff Road to Vere Street
 Cardiff Road to Gladstone/Holton



CARS cars
 LCV light commercial vehicles
 MCV medium commercial vehicles
 HCV 2 AXLE heavy commercial vehicles - 2 axle
 HCV 3 AXLE heavy commercial vehicles - 3 axle
 HCV 4+ AXLE heavy commercial vehicles - 4 plus axles
 BUSES buses
 MOTOR CYCLES motor cycles
 CYCLES cycles - count NOT included in vehicle TOTALS

SITE	Weston Square - Vere Street roundabout (A)	DATE:	18/09/07
DIR	Vere Street to Cardiff Road	DAY	Tuesday

SITE	Weston Square - Vere Street roundabout (A)	DATE:	18/09/07
DIR	Cardiff Road to Vere Street	DAY	Tuesday

SITE	Weston Square - Vere Street roundabout (A)	DATE:	18/09/07
DIR	Cardiff Road to Gladstone/Holton	DAY	Tuesday

START PERIOD	CARS	LCV	MCV	HCV 2 AXLE	HCV 3 AXLE	HCV 4+ AXLE	BUSES	MOTOR CYCLES	CYCLES	TOTAL
7.00	26	4	1	0	0	0	0	0	2	31
/	16	7	0	0	0	0	0	0	1	23
A	20	4	0	0	0	0	0	0	3	24
M	13	4	0	0	0	0	0	0	0	17
P	12	2	1	0	0	0	0	1	1	16
E	18	1	0	0	0	0	0	0	0	19
A	14	3	0	0	0	0	0	0	0	17
K	13	2	0	0	0	0	1	0	0	16
\	9	1	0	0	0	0	2	0	0	12
9.30	29	4	0	0	0	0	1	0	0	34
10.00	23	8	0	0	0	0	0	0	0	31
10.30	18	6	3	0	0	0	0	0	0	27
11.00	15	1	0	0	0	0	0	0	0	16
11.30	16	2	1	0	0	0	0	0	0	19
12.00	22	2	0	0	0	0	0	0	2	24
12.30	24	5	2	1	0	0	0	0	0	32
13.00	32	4	3	1	0	0	0	0	1	40
13.30	23	3	0	0	0	0	0	0	0	26
14.00	25	7	0	0	0	0	0	0	1	32
14.30	23	3	0	0	0	0	0	1	0	27
15.00	20	2	0	0	0	0	0	0	0	22
15.30	28	6	0	0	0	0	0	0	0	34
/	14	1	1	0	0	0	0	0	1	16
P	18	1	0	0	0	0	4	0	0	23
M	15	0	0	0	0	0	0	0	0	15
P	18	1	0	0	0	0	1	0	0	20
E	16	2	0	0	0	0	2	0	0	20
A	11	1	0	0	0	0	1	0	3	13
K	13	2	0	0	0	0	0	1	0	16
\	15	1	0	0	0	0	0	0	1	16
18.00	34	4	0	0	0	0	1	1	0	40
18.30	27	2	0	0	1	0	0	0	0	30

START PERIOD	CARS	LCV	MCV	HCV 2 AXLE	HCV 3 AXLE	HCV 4+ AXLE	BUSES	MOTOR CYCLES	CYCLES	TOTAL
7.00	10	2	0	0	0	0	2	0	1	14
/	8	0	0	0	0	0	1	0	0	9
A	13	3	0	0	0	0	0	0	1	16
M	8	0	1	0	0	0	1	0	0	10
P	8	1	0	0	0	0	0	0	1	9
E	12	2	0	0	0	0	0	0	0	14
A	3	2	0	0	0	0	0	0	0	5
K	10	2	0	0	0	0	0	0	0	12
\	9	1	0	0	0	0	0	0	0	10
9.30	18	5	0	0	0	0	0	0	0	23
10.00	23	8	0	2	0	0	0	1	0	34
10.30	18	4	0	1	0	0	0	0	0	23
11.00	22	0	1	1	0	0	0	0	0	24
11.30	22	3	0	1	0	0	0	0	1	26
12.00	23	7	1	0	0	0	0	1	1	32
12.30	13	3	1	0	0	0	0	0	1	17
13.00	39	2	0	0	0	0	0	0	0	41
13.30	29	4	0	0	0	0	0	0	0	33
14.00	22	3	1	1	0	0	1	0	0	28
14.30	26	2	0	0	0	0	0	0	0	28
15.00	26	1	1	0	0	0	0	0	0	28
15.30	22	2	0	0	0	0	0	0	0	24
/	17	3	2	0	0	0	0	3	0	25
P	22	4	0	0	0	0	0	0	0	26
M	13	2	0	0	0	0	0	0	1	15
P	21	3	0	0	0	0	0	0	0	24
E	28	5	0	0	0	0	1	0	4	34
A	23	1	0	0	0	0	0	0	3	24
K	17	1	0	0	0	0	0	0	1	18
\	21	0	0	0	0	0	0	0	0	21
18.00	23	1	0	0	0	0	0	0	0	24
18.30	14	0	0	0	0	0	1	0	0	15

START PERIOD	CARS	LCV	MCV	HCV 2 AXLE	HCV 3 AXLE	HCV 4+ AXLE	BUSES	MOTOR CYCLES	CYCLES	TOTAL
7.00	46	11	2	3	0	1	5	0	0	68
/	37	3	1	1	0	0	7	0	2	49
A	47	11	2	3	0	0	5	0	1	68
M	45	15	1	1	0	0	1	0	0	63
P	103	16	1	2	1	0	0	0	0	123
E	100	14	3	0	0	0	2	1	0	120
A	120	13	2	3	0	0	2	0	0	140
K	97	11	1	2	0	0	6	0	0	117
\	75	5	0	1	0	0	2	2	0	85
9.30	164	24	6	7	0	0	0	1	0	202
10.00	161	29	3	6	1	0	2	0	1	202
10.30	166	31	5	2	0	0	0	2	0	206
11.00	174	23	2	2	0	1	2	1	0	205
11.30	174	31	1	2	0	0	3	1	3	212
12.00	181	22	4	0	2	0	2	0	0	211
12.30	158	31	5	4	1	0	0	1	0	200
13.00	190	27	5	1	1	0	4	1	0	229
13.30	202	20	1	6	0	0	1	0	2	230
14.00	181	27	2	5	0	0	2	1	0	218
14.30	197	21	5	3	1	0	8	2	0	237
15.00	215	35	2	3	0	0	5	2	0	262
15.30	245	28	4	3	0	0	7	1	3	288
/	130	30	2	0	0	0	2	1	0	165
P	116	19	1	0	0	0	2	1	1	139
M	153	16	1	4	0	0	4	2	2	180
P	127	20	2	1	0	0	1	4	2	155
E	150	15	3	1	0	0	0	2	4	171
A	147	15	2	0	0	0	1	1	0	166
K	141	14	1	1	0	0	1	1	3	159
\	135	10	0	0	0	0	3	0	3	148
18.00	106	7	0	0	0	1	0	4	0	118
18.30	100	6	0	1	0	0	2	0	0	109

PK 800 - 0900	57	10	1	0	0	0	0	1	0	69
PK 1630-1730	60	4	0	0	0	0	4	0	3	68
2 HR AM PK	115	24	1	0	0	0	3	1	5	144
2 HR PM PK	120	9	1	0	0	0	8	1	5	139
12 HOUR TOTAL	620	96	12	2	1	0	13	4	16	748
% OF TOTAL	82.89	12.83	1.60	0.27	0.13	0.00	1.74	0.53	---	100

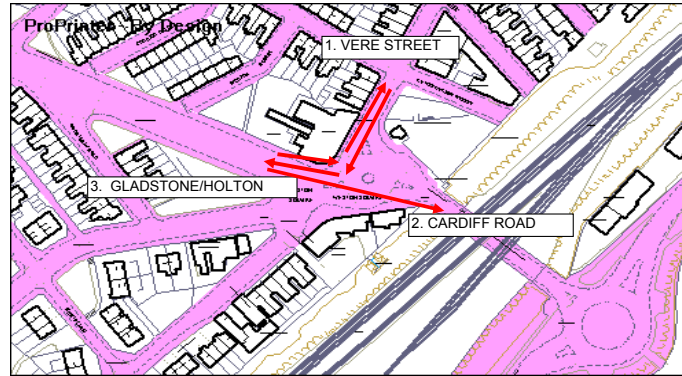
PK 800 - 0900	31	5	1	0	0	0	1	0	1	38
PK 1630-1730	85	11	0	0	0	0	1	0	8	97
2 HR AM PK	71	11	1	0	0	0	2	0	2	85
2 HR PM PK	162	19	2	0	0	0	1	3	9	187
12 HOUR TOTAL	583	77	8	6	0	0	7	5	15	686
% OF TOTAL	84.99	11.22	1.17	0.87	0.00	0.00	1.02	0.73	---	100

PK 800 - 0900	368	58	7	6	1	0	5	1	0	446
PK 1630-1730	577	66	8	6	0	0	6	9	8	672
2 HR AM PK	624	88	11	13	1	0	25	3	3	765
2 HR PM PK	1099	139	12	7	0	0	14	12	15	1283
12 HOUR TOTAL	4383	600	70	68	7	3	82	32	27	5245
% OF TOTAL	83.57	11.44	1.33	1.30	0.13	0.06	1.56	0.61	---	100

Weston Square - Vere Street roundabout (B)

18th September 2007

Gladstone/Holton to Cardiff Road
 Vere Street to Gladstone/Holton
 Gladstone/Holton to Vere Street



CARS cars
 LCV light commercial vehicles
 MCV medium commercial vehicles
 HCV 2 AXLE heavy commercial vehicles - 2 axle
 HCV 3 AXLE heavy commercial vehicles - 3 axle
 HCV 4+ AXLE heavy commercial vehicles - 4 plus axles
 BUSES buses
 MOTOR CYCLES motor cycles
 CYCLES cycles - count NOT included in vehicle TOTALS

SITE	Weston Square - Vere Street roundabout (B)	DATE:	18/09/07
DIR	Gladstone/Holton to Cardiff Road	DAY	Tuesday

SITE	Weston Square - Vere Street roundabout (B)	DATE:	18/09/07
DIR	Vere Street to Gladstone/Holton	DAY	Tuesday

SITE	Weston Square - Vere Street roundabout (B)	DATE:	18/09/07
DIR	Gladstone/Holton to Vere Street	DAY	Tuesday

START PERIOD	CARS	LCV	MCV	HCV 2 AXLE	HCV 3 AXLE	HCV 4+ AXLE	BUSES	MOTOR CYCLES	CYCLES	TOTAL
7.00	184	30	5	1	0	1	3	3	2	227
/	89	16	1	2	0	0	3	2	5	113
A	91	19	2	0	0	0	3	1	1	116
M	81	13	1	2	0	0	4	2	2	103
P	77	10	6	3	0	0	1	0	1	97
E	81	17	2	1	1	1	2	0	1	105
A	80	15	2	1	0	0	3	1	0	102
K	118	9	2	0	0	0	7	0	0	136
\	65	11	0	1	0	0	2	0	1	79
9.30	160	15	3	4	0	1	1	2	0	186
10.00	143	13	2	3	0	0	2	2	1	165
10.30	157	33	1	5	0	1	1	2	0	200
11.00	165	23	3	6	0	1	2	2	1	202
11.30	185	19	4	1	0	0	0	1	0	210
12.00	154	26	1	4	0	1	3	1	0	190
12.30	198	22	7	0	1	0	1	2	2	231
13.00	192	22	2	3	1	0	2	0	0	222
13.30	221	18	4	2	0	0	1	0	0	246
14.00	168	18	3	3	1	0	4	2	2	199
14.30	158	28	5	3	0	0	5	2	0	201
15.00	204	23	4	5	0	0	2	0	1	238
15.30	201	26	4	6	0	0	3	1	0	241
/	78	7	1	0	0	0	1	0	0	87
P	90	13	2	2	1	0	2	0	0	110
M	96	20	2	1	0	0	4	1	1	124
P	87	18	3	0	0	0	0	0	0	108
E	96	10	1	1	0	0	1	0	0	109
A	89	9	0	0	0	0	1	0	1	99
K	90	12	3	0	0	0	1	1	0	107
\	93	8	0	1	0	0	1	0	4	103
18.00	161	13	3	1	0	0	1	2	1	181
18.30	111	10	1	2	0	0	2	0	1	126

START PERIOD	CARS	LCV	MCV	HCV 2 AXLE	HCV 3 AXLE	HCV 4+ AXLE	BUSES	MOTOR CYCLES	CYCLES	TOTAL
7.00	17	3	2	0	0	0	0	0	0	22
/	6	1	0	0	0	0	1	0	0	8
A	11	0	0	0	0	0	0	0	0	11
M	11	2	0	0	0	0	1	0	0	14
P	17	1	3	1	0	0	1	1	0	24
E	14	3	1	0	0	0	1	1	0	20
A	19	1	0	0	0	0	2	0	0	22
K	16	3	0	0	0	0	0	0	0	19
\	9	2	0	0	0	0	1	0	0	12
9.30	32	3	2	0	0	0	3	1	1	41
10.00	28	5	0	0	0	0	0	0	0	33
10.30	21	5	1	0	0	0	1	1	0	29
11.00	28	4	0	0	0	0	3	0	1	35
11.30	30	7	0	0	0	0	0	1	0	38
12.00	30	3	0	0	0	0	1	0	0	34
12.30	17	5	1	0	0	0	0	0	0	23
13.00	22	2	0	0	0	0	1	0	0	25
13.30	25	4	2	0	0	0	0	0	0	31
14.00	22	5	1	1	0	0	3	0	0	32
14.30	29	3	0	0	0	0	0	0	0	32
15.00	35	3	0	0	0	0	1	0	0	39
15.30	32	7	0	1	0	0	0	0	0	40
/	9	3	0	0	0	0	0	0	0	12
P	20	4	0	0	0	0	1	0	0	25
M	18	2	0	0	0	0	1	0	0	21
P	28	3	0	0	0	0	0	0	0	31
E	22	1	0	0	0	0	0	0	0	23
A	10	0	0	0	0	0	1	0	0	11
K	29	2	0	0	0	0	1	0	0	32
\	25	1	1	0	0	0	0	0	0	27
18.00	19	2	0	0	0	0	0	0	1	21
18.30	21	2	0	0	0	0	1	0	0	24

START PERIOD	CARS	LCV	MCV	HCV 2 AXLE	HCV 3 AXLE	HCV 4+ AXLE	BUSES	MOTOR CYCLES	CYCLES	TOTAL
7.00	30	6	0	0	0	0	1	0	0	37
/	20	4	1	0	0	0	0	0	0	25
A	32	4	0	0	0	0	1	0	0	37
M	29	6	0	0	0	0	0	1	0	36
P	22	2	0	2	0	0	1	0	0	27
E	21	4	0	0	0	0	0	0	0	25
A	17	1	1	0	0	0	2	0	0	21
K	21	0	0	0	0	0	1	0	0	22
\	7	1	0	0	0	0	1	0	0	9
9.30	28	2	1	1	0	0	1	1	0	34
10.00	24	6	0	1	0	0	0	0	0	31
10.30	37	8	2	0	0	0	2	0	0	49
11.00	28	5	1	0	0	0	1	1	1	36
11.30	24	6	0	0	0	0	3	0	0	33
12.00	19	3	0	0	0	0	1	0	0	23
12.30	33	3	2	1	0	0	1	0	0	40
13.00	29	2	0	0	0	0	0	0	1	31
13.30	18	2	0	0	0	0	2	0	0	22
14.00	23	3	1	0	0	0	0	0	0	27
14.30	33	1	1	0	0	0	1	0	0	36
15.00	37	3	0	0	0	0	0	1	1	41
15.30	33	4	0	0	0	0	3	0	0	40
/	20	1	0	0	0	0	0	1	0	22
P	12	0	0	0	0	0	1	0	0	13
M	22	4	0	0	0	0	0	1	1	27
P	14	1	1	0	0	0	0	0	0	16
E	22	1	1	0	0	0	0	0	0	24
A	11	2	0	0	0	0	0	0	0	13
K	24	0	0	0	0	0	0	0	0	24
\	17	0	0	0	0	0	0	0	0	17
18.00	16	3	0	0	0	0	0	0	2	19
18.30	18	1	0	0	0	0	0	0	1	19

PK 800 - 0900	319	55	11	7	1	1	10	3	2	407
PK 1630-1730	368	57	6	2	0	0	6	1	2	440
2 HR AM PK	682	110	16	10	1	1	25	6	11	851
2 HR PM PK	719	97	12	5	1	0	11	2	6	847
12 HOUR TOTAL	4163	546	80	64	5	6	69	30	28	4963
% OF TOTAL	83.88	11.00	1.61	1.29	0.10	0.12	1.39	0.60	---	100

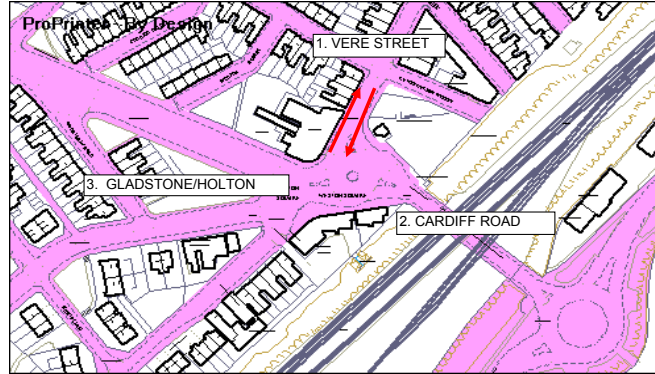
61	7	4	1	0	0	5	2	0	80
78	6	0	0	0	0	2	0	0	86
103	13	4	1	0	0	7	2	0	130
161	16	1	0	0	0	4	0	0	182
672	92	14	3	0	0	25	5	3	811
82.86	11.34	1.73	0.37	0.00	0.00	3.08	0.62	---	100

89	13	1	2	0	0	3	1	0	109
69	8	2	0	0	0	0	1	1	80
169	22	2	2	0	0	6	1	0	202
142	9	2	0	0	0	1	2	1	156
741	89	12	5	0	0	23	6	7	876
84.59	10.16	1.37	0.57	0.00	0.00	2.63	0.68	---	100

Weston Square - Vere Street roundabout

18th September 2007

To Vere Street
From Vere Street
Vere Street leg - 2way



CARS cars
LCV light commercial vehicles
MCV medium commercial vehicles
HCV 2 AXLE heavy commercial vehicles - 2 axle
HCV 3 AXLE heavy commercial vehicles - 3 axle
HCV 4+ AXLE heavy commercial vehicles - 4 plus axles
BUSES buses
MOTOR CYCLES motor cycles
CYCLES cycles - count NOT included in vehicle TOTALS

SITE	Weston Square - Vere Street roundabout	DATE:	18/09/07
DIR	To Vere Street	DAY	Tuesday

SITE	Weston Square - Vere Street roundabout	DATE:	18/09/07
DIR	From Vere Street	DAY	Tuesday

SITE	Weston Square - Vere Street roundabout	DATE:	18/09/07
DIR	Vere Street leg - 2way	DAY	Tuesday

START PERIOD	CARS	LCV	MCV	HCV 2 AXLE	HCV 3 AXLE	HCV 4+ AXLE	MOTOR BUSES	MOTOR CYCLES	CYCLES	TOTAL
7.00	40	8	0	0	0	0	3	0	1	51
/	28	4	1	0	0	0	1	0	0	34
A	45	7	0	0	0	0	1	0	1	53
M	37	6	1	0	0	0	1	1	0	46
P	30	3	0	2	0	0	1	0	1	36
E	33	6	0	0	0	0	0	0	0	39
A	20	3	1	0	0	0	2	0	0	26
K	31	2	0	0	0	0	1	0	0	34
\	16	2	0	0	0	0	1	0	0	19
9.30	46	7	1	1	0	0	1	1	0	57
10.00	47	14	0	3	0	0	0	1	0	65
10.30	55	12	2	1	0	0	2	0	0	72
11.00	50	5	2	1	0	0	1	1	1	60
11.30	46	9	0	1	0	0	3	0	1	59
12.00	42	10	1	0	0	0	1	1	1	55
12.30	46	6	3	1	0	0	1	0	1	57
13.00	68	4	0	0	0	0	0	0	1	72
13.30	47	6	0	0	0	0	2	0	0	55
14.00	45	6	2	1	0	0	1	0	0	55
14.30	59	3	1	0	0	0	1	0	0	64
15.00	63	4	1	0	0	0	0	1	1	69
15.30	55	6	0	0	0	0	3	0	0	64
/	37	4	2	0	0	0	0	4	0	47
P	34	4	0	0	0	0	1	0	0	39
M	35	6	0	0	0	0	0	1	2	42
P	35	4	1	0	0	0	0	0	0	40
E	50	6	1	0	0	0	1	0	4	58
A	34	3	0	0	0	0	0	0	3	37
K	41	1	0	0	0	0	0	0	1	42
\	38	0	0	0	0	0	0	0	0	38
18.00	39	4	0	0	0	0	0	0	2	43
18.30	32	1	0	0	0	0	1	0	1	34

START PERIOD	CARS	LCV	MCV	HCV 2 AXLE	HCV 3 AXLE	HCV 4+ AXLE	MOTOR BUSES	MOTOR CYCLES	CYCLES	TOTAL
7.00	43	7	3	0	0	0	0	0	2	53
/	22	8	0	0	0	0	1	0	1	31
A	31	4	0	0	0	0	0	0	3	35
M	24	6	0	0	0	0	1	0	0	31
P	29	3	4	1	0	0	1	2	1	40
E	32	4	1	0	0	0	1	1	0	39
A	33	4	0	0	0	0	2	0	0	39
K	29	5	0	0	0	0	1	0	0	35
\	18	3	0	0	0	0	3	0	0	24
9.30	61	7	2	0	0	0	4	1	1	75
10.00	51	13	0	0	0	0	0	0	0	64
10.30	39	11	4	0	0	0	1	1	0	56
11.00	43	5	0	0	0	0	3	0	1	51
11.30	46	9	1	0	0	0	0	1	0	57
12.00	52	5	0	0	0	0	1	0	2	58
12.30	41	10	3	1	0	0	0	0	0	55
13.00	54	6	3	1	0	0	1	0	1	65
13.30	48	7	2	0	0	0	0	0	0	57
14.00	47	12	1	1	0	0	3	0	1	64
14.30	52	6	0	0	0	0	0	1	0	59
15.00	55	5	0	0	0	0	1	0	0	61
15.30	60	13	0	1	0	0	0	0	0	74
/	23	4	1	0	0	0	0	0	1	28
P	38	5	0	0	0	0	5	0	0	48
M	33	2	0	0	0	0	1	0	0	36
P	46	4	0	0	0	0	1	0	0	51
E	38	3	0	0	0	0	2	0	0	43
A	21	1	0	0	0	0	2	0	3	24
K	42	4	0	0	0	0	1	1	0	48
\	40	2	1	0	0	0	0	0	1	43
18.00	53	6	0	0	0	0	1	1	1	61
18.30	48	4	0	0	1	0	1	0	0	54

START PERIOD	CARS	LCV	MCV	HCV 2 AXLE	HCV 3 AXLE	HCV 4+ AXLE	MOTOR BUSES	MOTOR CYCLES	CYCLES	TOTAL
7.00	83	15	3	0	0	0	3	0	3	104
/	50	12	1	0	0	0	2	0	1	65
A	76	11	0	0	0	0	1	0	4	88
M	61	12	1	0	0	0	2	1	0	77
P	59	6	4	3	0	0	2	2	2	76
E	65	10	1	0	0	0	1	1	0	78
A	53	7	1	0	0	0	4	0	0	65
K	60	7	0	0	0	0	2	0	0	69
\	34	5	0	0	0	0	4	0	0	43
9.30	107	14	3	1	0	0	5	2	1	132
10.00	98	27	0	3	0	0	0	1	0	129
10.30	94	23	6	1	0	0	3	1	0	128
11.00	93	10	2	1	0	0	4	1	2	111
11.30	92	18	1	1	0	0	3	1	1	116
12.00	94	15	1	0	0	0	2	1	3	113
12.30	87	16	6	2	0	0	1	0	1	112
13.00	122	10	3	1	0	0	1	0	2	137
13.30	95	13	2	0	0	0	2	0	0	112
14.00	92	18	3	2	0	0	4	0	1	119
14.30	111	9	1	0	0	0	1	1	0	123
15.00	118	9	1	0	0	0	1	1	1	130
15.30	115	19	0	1	0	0	3	0	0	138
/	60	8	3	0	0	0	0	4	1	75
P	72	9	0	0	0	0	6	0	0	87
M	68	8	0	0	0	0	1	1	2	78
P	81	8	1	0	0	0	1	0	0	91
E	88	9	1	0	0	0	3	0	4	101
A	55	4	0	0	0	0	2	0	6	61
K	83	5	0	0	0	0	1	1	1	90
\	78	2	1	0	0	0	0	0	1	81
18.00	92	10	0	0	0	0	1	1	3	104
18.30	80	5	0	0	1	0	2	0	1	88

PK 800 - 0900	120	18	2	2	0	0	4	1	0	147
PK 1630-1730	154	19	2	0	0	0	1	1	9	177
2 HR AM PK	240	33	3	2	0	0	8	1	2	287
2 HR PM PK	304	28	4	0	0	0	2	5	10	343
12 HOUR TOTAL	1324	166	20	11	0	0	30	11	22	1562
% OF TOTAL	84.76	10.63	1.28	0.70	0.00	0.00	1.92	0.70	---	100

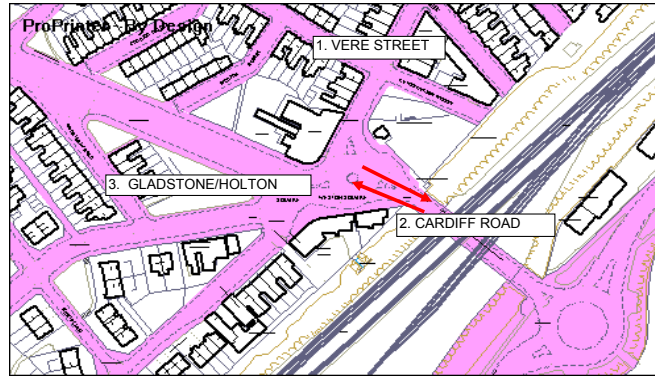
PK 800 - 0900	118	17	5	1	0	0	5	3	1	149
PK 1630-1730	138	10	0	0	0	0	6	0	3	154
2 HR AM PK	218	37	5	1	0	0	10	3	5	274
2 HR PM PK	281	25	2	0	0	0	12	1	5	321
12 HOUR TOTAL	1292	188	26	5	1	0	38	9	19	1559
% OF TOTAL	82.87	12.06	1.67	0.32	0.06	0.00	2.44	0.58	---	100

PK 800 - 0900	238	35	7	3	0	0	9	4	2	296
PK 1630-1730	292	29	2	0	0	0	7	1	12	331
2 HR AM PK	458	70	8	3	0	0	18	4	7	561
2 HR PM PK	585	53	6	0	0	0	14	6	15	664
12 HOUR TOTAL	2616	354	46	16	1	0	68	20	41	3121
% OF TOTAL	83.82	11.34	1.47	0.51	0.03	0.00	2.18	0.64	---	100

Weston Square - Vere Street roundabout

18th September 2007

To Cardiff Road
From Cardiff Road
Cardiff Road leg - 2way



- CARS cars
- LCV light commercial vehicles
- MCV medium commercial vehicles
- HCV 2 AXLE heavy commercial vehicles - 2 axle
- HCV 3 AXLE heavy commercial vehicles - 3 axle
- HCV 4+ AXLE heavy commercial vehicles - 4 plus axles
- BUSES buses
- MOTOR CYCLES motor cycles
- CYCLES cycles - count NOT included in vehicle TOTALS

SITE	Weston Square - Vere Street roundabout	DATE:	18/09/07
DIR	To Cardiff Road	DAY	Tuesday

SITE	Weston Square - Vere Street roundabout	DATE:	18/09/07
DIR	From Cardiff Road	DAY	Tuesday

SITE	Weston Square - Vere Street roundabout	DATE:	18/09/07
DIR	Cardiff Road leg - 2way	DAY	Tuesday

START PERIOD	CARS	LCV	MCV	HCV 2 AXLE	HCV 3 AXLE	HCV 4+ AXLE	BUSES	MOTOR CYCLES	CYCLES	TOTAL
7.00	210	34	6	1	0	1	3	3	4	258
/	105	23	1	2	0	0	3	2	6	136
A	111	23	2	0	0	0	3	1	4	140
M	94	17	1	2	0	0	4	2	2	120
P	89	12	7	3	0	0	1	1	2	113
E	99	18	2	1	1	1	2	0	1	124
A	94	18	2	1	0	0	3	1	0	119
K	131	11	2	0	0	0	8	0	0	152
\	74	12	0	1	0	0	4	0	1	91
9.30	189	19	3	4	0	1	2	2	0	220
10.00	166	21	2	3	0	0	2	2	1	196
10.30	175	39	4	5	0	1	1	2	0	227
11.00	180	24	3	6	0	1	2	2	1	218
11.30	201	21	5	1	0	0	0	1	0	229
12.00	176	28	1	4	0	1	3	1	2	214
12.30	222	27	9	1	1	0	1	2	2	263
13.00	224	26	5	4	1	0	2	0	1	262
13.30	244	21	4	2	0	0	1	0	0	272
14.00	193	25	3	3	1	0	4	2	3	231
14.30	181	31	5	3	0	0	5	3	0	228
15.00	224	25	4	5	0	0	2	0	1	260
15.30	229	32	4	6	0	0	3	1	0	275
/	92	8	2	0	0	0	1	0	1	103
P	108	14	2	2	1	0	6	0	0	133
M	111	20	2	1	0	0	4	1	1	139
P	105	19	3	0	0	0	1	0	0	128
E	112	12	1	1	0	0	3	0	0	129
A	100	10	0	0	0	0	2	0	4	112
K	103	14	3	0	0	0	1	2	0	123
\	108	9	0	1	0	0	1	0	5	119
18.00	195	17	3	1	0	0	2	3	1	221
18.30	138	12	1	2	1	0	2	0	1	156

START PERIOD	CARS	LCV	MCV	HCV 2 AXLE	HCV 3 AXLE	HCV 4+ AXLE	BUSES	MOTOR CYCLES	CYCLES	TOTAL
7.00	56	13	2	3	0	1	7	0	1	82
/	45	3	1	1	0	0	8	0	2	58
A	60	14	2	3	0	0	5	0	2	84
M	53	15	2	1	0	0	2	0	0	73
P	111	17	1	2	1	0	0	0	1	132
E	112	16	3	0	0	0	2	1	0	134
A	123	15	2	3	0	0	2	0	0	145
K	107	13	1	2	0	0	6	0	0	129
\	84	6	0	1	0	0	2	2	0	95
9.30	182	29	6	7	0	0	0	1	0	225
10.00	184	37	3	8	1	0	2	1	1	236
10.30	184	35	5	3	0	0	0	2	0	229
11.00	196	23	3	3	0	1	2	1	0	229
11.30	196	34	1	3	0	0	3	1	4	238
12.00	204	29	5	0	2	0	2	1	1	243
12.30	171	34	6	4	1	0	0	1	1	217
13.00	229	29	5	1	1	0	4	1	0	270
13.30	231	24	1	6	0	0	1	0	2	263
14.00	203	30	3	6	0	0	3	1	0	246
14.30	223	23	5	3	1	0	8	2	0	265
15.00	241	36	3	3	0	0	5	2	0	290
15.30	267	30	4	3	0	0	7	1	3	312
/	147	33	4	0	0	0	2	4	0	190
P	138	23	1	0	0	0	2	1	1	165
M	166	18	1	4	0	0	4	2	3	195
P	148	23	2	1	0	0	1	4	2	179
E	178	20	3	1	0	0	1	2	8	205
A	170	16	2	0	0	0	1	1	3	190
K	158	15	1	1	0	0	1	1	4	177
\	156	10	0	0	0	0	3	0	3	169
18.00	129	8	0	0	0	1	0	4	0	142
18.30	114	6	0	1	0	0	3	0	0	124

START PERIOD	CARS	LCV	MCV	HCV 2 AXLE	HCV 3 AXLE	HCV 4+ AXLE	BUSES	MOTOR CYCLES	CYCLES	TOTAL
7.00	266	47	8	4	0	2	10	3	5	340
/	150	26	2	3	0	0	11	2	8	194
A	171	37	4	3	0	0	8	1	6	224
M	147	32	3	3	0	0	6	2	2	193
P	200	29	8	5	1	0	1	1	3	245
E	211	34	5	1	1	1	4	1	1	258
A	217	33	4	4	0	0	5	1	0	264
K	238	24	3	2	0	0	14	0	0	281
\	158	18	0	2	0	0	6	2	1	186
9.30	371	48	9	11	0	1	2	3	0	445
10.00	350	58	5	11	1	0	4	3	2	432
10.30	359	74	9	8	0	1	1	4	0	456
11.00	376	47	6	9	0	2	4	3	1	447
11.30	397	55	6	4	0	0	3	2	4	467
12.00	380	57	6	4	2	1	5	2	3	457
12.30	393	61	15	5	2	0	1	3	3	480
13.00	453	55	10	5	2	0	6	1	1	532
13.30	475	45	5	8	0	0	2	0	2	535
14.00	396	55	6	9	1	0	7	3	3	477
14.30	404	54	10	6	1	0	13	5	0	493
15.00	465	61	7	8	0	0	7	2	1	550
15.30	496	62	8	9	0	0	10	2	3	587
/	239	41	6	0	0	0	3	4	1	293
P	246	37	3	2	1	0	8	1	1	298
M	277	38	3	5	0	0	8	3	4	334
P	253	42	5	1	0	0	2	4	2	307
E	290	32	4	2	0	0	4	2	8	334
A	270	26	2	0	0	0	3	1	7	302
K	261	29	4	1	0	0	2	3	4	300
\	264	19	0	1	0	0	4	0	8	288
18.00	324	25	3	1	0	1	2	7	1	363
18.30	252	18	1	3	1	0	5	0	1	280

PK 800 - 0900	376	65	12	7	1	1	10	4	2	476
PK 1630-1730	428	61	6	2	0	0	10	1	5	508
2 HR AM PK	797	134	17	10	1	1	28	7	16	995
2 HR PM PK	839	106	13	5	1	0	19	3	11	986
12 HOUR TOTAL	4783	642	92	66	6	6	82	34	44	5711
% OF TOTAL	83.75	11.24	1.61	1.16	0.11	0.11	1.44	0.60	---	100

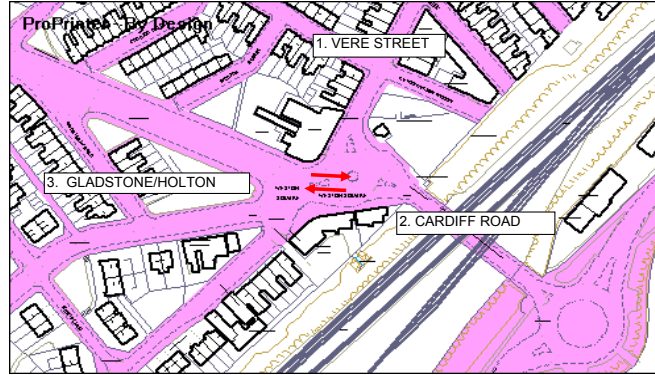
PK 800 - 0900	399	63	8	6	1	0	6	1	1	484
PK 1630-1730	662	77	8	6	0	0	7	9	16	769
2 HR AM PK	695	99	12	13	1	0	27	3	5	850
2 HR PM PK	1261	158	14	7	0	0	15	15	24	1470
12 HOUR TOTAL	4966	677	78	74	7	3	89	37	42	5931
% OF TOTAL	83.73	11.41	1.32	1.25	0.12	0.05	1.50	0.62	---	100

PK 800 - 0900	775	128	20	13	2	1	16	5	6	960
PK 1630-1730	1090	138	14	8	0	0	17	10	21	1277
2 HR AM PK	1492	233	29	23	2	1	55	10	21	1845
2 HR PM PK	2100	264	27	12	1	0	34	18	35	2456
12 HOUR TOTAL	9749	1319	170	140	13	9	171	71	86	11642
% OF TOTAL	83.74	11.33	1.46	1.20	0.11	0.08	1.47	0.61	---	100

Weston Square - Vere Street roundabout

18th September 2007

To either Gladstone Road or Holton Road
From either Gladstone Road or Holton Road
Gladstone Road or Holton Road leg - 2way



- CARS cars
- LCV light commercial vehicles
- MCV medium commercial vehicles
- HCV 2 AXLE heavy commercial vehicles - 2 axle
- HCV 3 AXLE heavy commercial vehicles - 3 axle
- HCV 4+ AXLE heavy commercial vehicles - 4 plus axles
- BUSES buses
- MOTOR CYCLES motor cycles
- CYCLES cycles - count NOT included in vehicle TOTALS

SITE	Weston Square - Vere Street roundabout	DATE:	18/09/07
DIR	To either Gladstone Road or Holton Road	DAY	Tuesday

SITE	Weston Square - Vere Street roundabout	DATE:	18/09/07
DIR	From either Gladstone Road or Holton Road	DAY	Tuesday

SITE	Weston Square - Vere Street roundabout	DATE:	18/09/07
DIR	Gladstone Road or Holton Road leg - 2way	DAY	Tuesday

START PERIOD	CARS	LCV	MCV	HCV 2 AXLE	HCV 3 AXLE	HCV 4+ AXLE	BUSES	MOTOR CYCLES	CYCLES	TOTAL
7.00	63	14	4	3	0	1	5	0	0	90
/	43	4	1	1	0	0	8	0	2	57
A	58	11	2	3	0	0	5	0	1	79
M	56	17	1	1	0	0	2	0	0	77
P	120	17	4	3	1	0	1	1	0	147
E	114	17	4	0	0	0	3	2	0	140
A	139	14	2	3	0	0	4	0	0	162
K	113	14	1	2	0	0	6	0	0	136
\	84	7	0	1	0	0	3	2	0	97
9.30	196	27	8	7	0	0	3	2	1	243
10.00	189	34	3	6	1	0	2	0	1	235
10.30	187	36	6	2	0	0	1	3	0	235
11.00	202	27	2	2	0	1	5	1	1	240
11.30	204	38	1	2	0	0	3	2	3	250
12.00	211	25	4	0	2	0	3	0	0	245
12.30	175	36	6	4	1	0	0	1	0	223
13.00	212	29	5	1	1	0	5	1	0	254
13.30	227	24	3	6	0	0	1	0	2	261
14.00	203	32	3	6	0	0	5	1	0	250
14.30	226	24	5	3	1	0	8	2	0	269
15.00	250	38	2	3	0	0	6	2	0	301
15.30	277	35	4	4	0	0	7	1	3	328
/	139	33	2	0	0	0	2	1	0	177
P	136	23	1	0	0	0	3	1	1	164
M	171	18	1	4	0	0	5	2	2	201
P	155	23	2	1	0	0	1	4	2	186
E	172	16	3	1	0	0	0	2	4	194
A	157	15	2	0	0	0	2	1	0	177
K	170	16	1	1	0	0	2	1	3	191
\	160	11	1	0	0	0	3	0	3	175
18.00	125	9	0	0	0	1	0	4	1	139
18.30	121	8	0	1	0	0	3	0	0	133

START PERIOD	CARS	LCV	MCV	HCV 2 AXLE	HCV 3 AXLE	HCV 4+ AXLE	BUSES	MOTOR CYCLES	CYCLES	TOTAL
7.00	214	36	5	1	0	1	4	3	2	264
/	109	20	2	2	0	0	3	2	5	138
A	123	23	2	0	0	0	4	1	1	153
M	110	19	1	2	0	0	4	3	2	139
P	99	12	6	5	0	0	2	0	1	124
E	102	21	2	1	1	1	2	0	1	130
A	97	16	3	1	0	0	5	1	0	123
K	139	9	2	0	0	0	8	0	0	158
\	72	12	0	1	0	0	3	0	1	88
9.30	188	17	4	5	0	1	2	3	0	220
10.00	167	19	2	4	0	0	2	2	1	196
10.30	194	41	3	5	0	1	3	2	0	249
11.00	193	28	4	6	0	1	3	3	2	238
11.30	209	25	4	1	0	0	3	1	0	243
12.00	173	29	1	4	0	1	4	1	0	213
12.30	231	25	9	1	1	0	2	2	2	271
13.00	221	24	2	3	1	0	2	0	1	253
13.30	239	20	4	2	0	0	3	0	0	268
14.00	191	21	4	3	1	0	4	2	2	226
14.30	191	29	6	3	0	0	6	2	0	237
15.00	241	26	4	5	0	0	2	1	2	279
15.30	234	30	4	6	0	0	6	1	0	281
/	98	8	1	0	0	0	1	1	0	109
P	102	13	2	2	1	0	3	0	0	123
M	118	24	2	1	0	0	4	2	2	151
P	101	19	4	0	0	0	0	0	0	124
E	118	11	2	1	0	0	1	0	0	133
A	100	11	0	0	0	0	1	0	1	112
K	114	12	3	0	0	0	1	1	0	131
\	110	8	0	1	0	0	1	0	4	120
18.00	177	16	3	1	0	0	1	2	3	200
18.30	129	11	1	2	0	0	2	0	2	145

START PERIOD	CARS	LCV	MCV	HCV 2 AXLE	HCV 3 AXLE	HCV 4+ AXLE	BUSES	MOTOR CYCLES	CYCLES	TOTAL
7.00	277	50	9	4	0	2	9	3	2	354
/	152	24	3	3	0	0	11	2	7	195
A	181	34	4	3	0	0	9	1	2	232
M	166	36	2	3	0	0	6	3	2	216
P	219	29	10	8	1	0	3	1	1	271
E	216	38	6	1	1	1	5	2	1	270
A	236	30	5	4	0	0	9	1	0	285
K	252	23	3	2	0	0	14	0	0	294
\	156	19	0	2	0	0	6	2	1	185
9.30	384	44	12	12	0	1	5	5	1	463
10.00	356	53	5	10	1	0	4	2	2	431
10.30	381	77	9	7	0	1	4	5	0	484
11.00	395	55	6	8	0	2	8	4	3	478
11.30	413	63	5	3	0	0	6	3	3	493
12.00	384	54	5	4	2	1	7	1	0	458
12.30	406	61	15	5	2	0	2	3	2	494
13.00	433	53	7	4	2	0	7	1	1	507
13.30	466	44	7	8	0	0	4	0	2	529
14.00	394	53	7	9	1	0	9	3	2	476
14.30	417	53	11	6	1	0	14	4	0	506
15.00	491	64	6	8	0	0	8	3	2	580
15.30	511	65	8	10	0	0	13	2	3	609
/	237	41	3	0	0	0	3	2	0	286
P	238	36	3	2	1	0	6	1	1	287
M	289	42	3	5	0	0	9	4	4	352
P	256	42	6	1	0	0	1	4	2	310
E	290	27	5	2	0	0	1	2	4	327
A	257	26	2	0	0	0	3	1	1	289
K	284	28	4	1	0	0	3	2	3	322
\	270	19	1	1	0	0	4	0	7	295
18.00	302	25	3	1	0	1	1	6	4	339
18.30	250	19	1	3	0	0	5	0	2	278

PK 800 - 0900	429	65	11	7	1	0	10	3	0	526
PK 1630-1730	655	72	8	6	0	0	8	9	8	758
2 HR AM PK	727	101	15	14	1	0	32	5	3	895
2 HR PM PK	1260	155	13	7	0	0	18	12	15	1465
12 HOUR TOTAL	5055	692	84	71	7	3	107	37	30	6056
% OF TOTAL	83.47	11.43	1.39	1.17	0.12	0.05	1.77	0.61	---	100

408	68	12	9	1	1	13	4	4	516
437	65	8	2	0	0	6	2	3	520
851	132	18	12	1	1	31	7	11	1053
861	106	14	5	1	0	12	4	7	1003
4904	635	92	69	5	6	92	36	35	5839
83.99	10.88	1.58	1.18	0.09	0.10	1.58	0.62	---	100

837	133	23	16	2	1	23	7	4	1042
1092	137	16	8	0	0	14	11	11	1278
1578	233	33	26	2	1	63	12	14	1948
2121	261	27	12	1	0	30	16	22	2468
9959	1327	176	140	12	9	199	73	65	11895
83.72	11.16	1.48	1.18	0.10	0.08	1.67	0.61	---	100

Millennium Way - Atlantic Way (A)

19th June 2007

Millennium Way to Atlantic Way (1to3)
Atlantic Way to Millennium Way (3to1)
Cardiff Road to Millennium Way (2to1)



CARS cars
LCV light commercial vehicles
MCV medium commercial vehicles
HCV 2 AXLE heavy commercial vehicles - 2 axle
HCV 3 AXLE heavy commercial vehicles - 3 axle
HCV 4+ AXLE heavy commercial vehicles - 4 plus axles
BUSES buses
MOTOR CYCLES motor cycles
CYCLES cycles - count NOT included in vehicle TOTALS

SITE	Millennium Way - Atlantic Way (A)	DATE:	19/06/07
DIR	Millennium Way to Atlantic Way (1to3)	DAY	Tuesday

SITE	Millennium Way - Atlantic Way (A)	DATE:	19/06/07
DIR	Atlantic Way to Millennium Way (3to1)	DAY	Tuesday

SITE	Millennium Way - Atlantic Way (A)	DATE:	19/06/07
DIR	Cardiff Road to Millennium Way (2to1)	DAY	Tuesday

START PERIOD	CARS	LCV	MCV	HCV 2 AXLE	HCV 3 AXLE	HCV 4+ AXLE	MOTOR BUSES	MOTOR CYCLES	CYCLES	TOTAL
7.00	54	15	0	0	0	0	1	1	6	71
/										
7.30	38	19	0	0	0	0	3	1	1	61
AJ										
7.45	73	11	0	0	1	0	4	0	0	89
MJ										
8.00	55	13	1	1	0	0	1	0	1	71
PI										
8.15	41	7	0	1	0	1	0	0	0	50
EJ										
8.30	41	13	2	1	1	0	0	0	0	58
AJ										
8.45	46	8	0	0	0	0	1	0	0	55
KJ										
9.00	23	6	1	1	0	0	1	0	0	32
\										
9.15	17	5	2	0	0	1	0	0	0	25
9.30	22	17	0	3	0	0	0	0	1	42
10.00	29	8	1	0	0	1	0	0	0	39
10.30	29	12	2	1	0	0	0	0	0	44
11.00	38	13	3	2	2	0	0	0	3	58
11.30	20	5	4	1	1	2	3	1	0	37
12.00	27	12	3	2	0	0	0	1	0	45
12.30	30	13	0	5	1	1	0	0	1	50
13.00	40	8	2	0	0	0	1	0	0	51
13.30	35	12	5	3	0	3	1	1	2	60
14.00	34	6	1	3	0	5	1	0	0	50
14.30	23	13	2	2	2	0	3	0	0	45
15.00	28	9	5	2	0	2	2	0	1	48
15.30	26	9	0	2	0	0	1	0	0	38
/										
16.00	11	4	1	2	1	0	0	0	0	19
PI										
16.15	18	3	3	1	0	0	0	1	0	26
MJ										
16.30	3	5	0	3	0	0	0	0	0	11
PI										
16.45	15	4	0	1	0	0	0	0	0	20
EJ										
17.00	25	4	0	2	0	0	0	0	0	31
AJ										
17.15	16	1	0	1	0	0	0	0	0	18
KJ										
17.30	11	3	0	0	0	0	0	0	0	14
\										
17.45	13	1	0	0	0	0	0	0	0	14
18.00	16	1	1	0	0	0	1	0	0	19
18.30	11	0	1	0	0	0	0	0	0	12

START PERIOD	CARS	LCV	MCV	HCV 2 AXLE	HCV 3 AXLE	HCV 4+ AXLE	MOTOR BUSES	MOTOR CYCLES	CYCLES	TOTAL
7.00	7	1	0	0	0	0	0	0	0	8
/										
7.30	4	0	0	0	1	0	0	0	0	5
AJ										
7.45	10	4	1	1	0	1	1	0	0	18
MJ										
8.00	9	4	0	1	0	2	0	0	0	16
PI										
8.15	22	11	0	1	0	0	1	0	0	35
EJ										
8.30	17	2	1	1	1	0	0	0	0	22
AJ										
8.45	11	7	2	0	0	1	2	0	0	23
KJ										
9.00	11	7	0	1	1	2	0	0	0	22
\										
9.15	19	5	0	1	0	0	0	0	1	25
9.30	20	11	2	2	1	0	1	0	0	37
10.00	24	12	1	0	0	0	0	0	1	37
10.30	19	11	3	0	0	1	1	1	0	36
11.00	39	12	2	2	1	1	0	0	0	57
11.30	20	10	3	2	0	0	0	0	0	35
12.00	31	15	3	3	0	3	0	1	1	56
12.30	32	12	5	2	0	0	0	0	0	51
13.00	29	11	1	1	0	1	1	0	1	44
13.30	29	10	0	0	2	0	1	0	1	42
14.00	30	7	3	1	0	1	0	0	0	42
14.30	38	6	0	2	0	2	1	0	0	49
15.00	44	7	1	0	0	2	0	1	0	55
15.30	44	10	4	1	0	2	0	2	0	63
/										
16.00	27	9	0	0	0	0	2	0	0	38
PI										
16.15	30	12	0	1	0	1	1	1	0	46
MJ										
16.30	46	11	2	0	0	0	3	0	1	62
PI										
16.45	25	10	0	0	0	1	0	0	0	36
EJ										
17.00	58	5	1	0	0	3	0	0	2	67
AJ										
17.15	40	6	0	0	0	0	0	0	0	46
KJ										
17.30	40	4	0	1	0	2	0	0	0	47
\										
17.45	27	6	0	0	0	1	0	0	0	34
18.00	15	4	1	0	0	0	0	1	0	21
18.30	13	1	1	0	0	0	0	0	1	15

START PERIOD	CARS	LCV	MCV	HCV 2 AXLE	HCV 3 AXLE	HCV 4+ AXLE	MOTOR BUSES	MOTOR CYCLES	CYCLES	TOTAL
7.00	49	2	0	1	0	3	3	0	1	58
/										
7.30	33	5	1	1	0	1	1	0	1	42
AJ										
7.45	55	13	2	1	0	0	1	0	0	72
MJ										
8.00	61	13	0	0	0	0	0	0	0	74
PI										
8.15	86	12	2	1	0	0	2	0	1	103
EJ										
8.30	117	16	0	3	1	0	2	3	1	142
AJ										
8.45	124	16	1	2	0	1	11	0	1	155
KJ										
9.00	95	10	1	3	0	1	3	1	1	114
\										
9.15	99	13	1	1	0	1	8	0	0	123
9.30	157	21	2	0	0	3	4	0	0	187
10.00	155	20	1	1	2	3	1	1	0	184
10.30	136	25	4	1	0	2	2	1	1	171
11.00	169	17	2	0	1	2	2	1	0	194
11.30	179	23	4	2	2	4	2	3	1	219
12.00	180	15	3	3	2	0	1	1	1	205
12.30	187	25	2	2	0	3	2	2	1	223
13.00	193	18	1	1	0	3	3	2	2	221
13.30	180	17	1	2	1	3	3	0	1	207
14.00	198	18	2	1	0	1	2	0	0	222
14.30	188	23	3	1	1	2	3	2	0	223
15.00	185	26	6	2	0	0	1	1	0	221
15.30	214	25	4	2	0	3	5	0	1	253
/										
16.00	115	9	1	0	0	3	6	0	0	134
PI										
16.15	110	19	1	1	0	0	12	0	0	143
MJ										
16.30	137	16	1	0	0	2	4	0	1	160
PI										
16.45	162	16	3	0	0	4	3	1	1	189
EJ										
17.00	154	18	2	0	0	0	3	1	1	178
AJ										
17.15	152	11	1	0	0	1	0	1	1	166
KJ										
17.30	139	9	2	0	0	0	0	1	0	151
\										
17.45	138	12	0	1	0	1	0	0	1	152
18.00	151	5	1	0	0	2	3	0	2	162
18.30	108	8	0	0	0	2	4	0	0	122

PK 800 - 0900	183	41	3	3	1	1	2	0	1	234
PK 1630-1730	59	14	0	7	0	0	0	0	0	80
2 HR AM PK	334	82	6	4	2	2	10	1	2	441
2 HR PM PK	112	25	4	10	1	0	0	1	0	153
12 HOUR TOTAL	908	260	40	40	9	16	24	6	16	1303
% OF TOTAL	69.69	19.95	3.07	3.07	0.69	1.23	1.84	0.46	---	100

59	24	3	3	1	3	3	0	0	96
169	32	3	0	0	4	3	0	3	211
103	40	4	6	3	6	4	0	1	166
293	63	3	2	0	8	6	1	3	376
830	243	37	24	7	27	15	7	9	1190
69.75	20.42	3.11	2.02	0.59	2.27	1.26			

Millennium Way - Atlantic Way (B)

19th June 2007

Millennium Way to Cardiff Road (1to2)
Atlantic Way to Cardiff Road (3to2)
Cardiff Road to Atlantic Way (2to3)



CARS cars
LCV light commercial vehicles
MCV medium commercial vehicles
HCV 2 AXLE heavy commercial vehicles - 2 axle
HCV 3 AXLE heavy commercial vehicles - 3 axle
HCV 4+ AXLE heavy commercial vehicles - 4 plus axles
BUSES buses
MOTOR CYCLES motor cycles
CYCLES cycles - count NOT included in vehicle TOTALS

SITE	Millennium Way - Atlantic Way (B)	DATE:	19/06/07
DIR	Millennium Way to Cardiff Road (1to2)	DAY	Tuesday

SITE	Millennium Way - Atlantic Way (B)	DATE:	19/06/07
DIR	Atlantic Way to Cardiff Road (3to2)	DAY	Tuesday

SITE	Millennium Way - Atlantic Way (B)	DATE:	19/06/07
DIR	Cardiff Road to Atlantic Way (2to3)	DAY	Tuesday

START PERIOD	CARS	LCV	MCV	HCV 2 AXLE	HCV 3 AXLE	HCV 4+ AXLE	BUSES	MOTOR CYCLES	CYCLES	TOTAL
7.00	178	32	4	2	0	1	19	2	2	238
/	114	15	2	1	0	0	8	2	2	142
A	100	12	3	0	0	1	7	2	0	125
M	104	13	0	2	0	1	0	2	0	122
P	115	6	0	1	1	4	3	1	5	131
E	131	13	4	0	0	0	1	0	0	149
A	106	14	2	1	0	1	1	0	1	125
K	117	15	1	0	0	1	0	1	0	135
\	96	8	2	2	2	2	1	0	0	113
9.30	178	27	3	1	0	1	2	1	0	213
10.00	197	15	5	2	1	3	3	0	0	226
10.30	163	18	2	1	1	3	3	3	0	194
11.00	214	24	4	4	1	0	7	2	0	256
11.30	201	22	2	2	1	1	2	2	1	233
12.00	248	21	1	2	0	3	0	1	2	276
12.30	224	24	4	2	1	2	6	0	1	263
13.00	211	18	3	3	0	2	2	2	1	241
13.30	206	17	2	1	3	4	7	0	0	240
14.00	229	16	1	1	0	0	8	2	1	257
14.30	224	22	2	2	0	2	14	2	0	268
15.00	236	27	2	3	0	1	4	1	0	274
15.30	211	29	3	3	0	0	1	1	0	248
/	113	20	0	2	0	1	0	0	0	136
P	104	6	0	1	0	0	0	1	0	112
M	104	11	1	2	0	3	3	1	2	125
P	104	9	2	0	0	1	0	0	0	116
E	151	10	1	0	0	0	0	1	1	163
A	116	7	2	0	1	0	2	0	0	128
K	122	12	1	0	0	1	1	0	0	137
\	107	1	3	0	0	0	0	0	0	111
18.00	212	9	2	2	0	2	1	0	0	228
18.30	186	11	2	0	1	1	2	1	1	204

START PERIOD	CARS	LCV	MCV	HCV 2 AXLE	HCV 3 AXLE	HCV 4+ AXLE	BUSES	MOTOR CYCLES	CYCLES	TOTAL
7.00	3	3	0	1	2	7	1	1	0	18
/	4	1	0	0	1	2	0	0	0	8
A	7	2	0	2	0	6	0	0	0	17
M	6	7	0	0	1	1	0	0	0	15
P	1	5	0	2	1	3	0	0	0	12
E	3	7	0	3	0	6	0	0	0	19
A	9	4	0	1	1	3	1	0	0	19
K	5	11	1	3	0	4	0	0	0	24
\	10	3	0	0	0	1	0	0	0	14
9.30	23	12	1	4	0	7	0	0	0	47
10.00	14	11	1	1	1	5	0	0	0	33
10.30	18	14	0	2	1	8	0	0	0	43
11.00	25	11	5	4	0	6	0	0	0	51
11.30	16	11	3	1	0	5	1	1	0	38
12.00	30	10	1	3	0	10	1	0	0	55
12.30	32	15	4	1	0	1	0	0	2	53
13.00	23	15	2	1	3	7	1	1	0	53
13.30	21	11	3	2	1	4	0	0	0	42
14.00	22	10	3	4	1	16	0	0	0	56
14.30	31	12	4	6	0	10	1	0	0	64
15.00	18	12	3	1	2	8	1	0	1	45
15.30	41	16	1	0	0	7	0	0	0	65
/	24	10	2	0	2	2	1	0	2	41
P	29	11	0	1	1	3	0	0	3	45
M	34	11	4	2	1	0	1	2	2	55
P	20	5	2	0	0	2	0	0	0	29
E	37	8	3	0	0	1	0	1	3	50
A	17	5	0	1	0	2	0	0	1	25
K	9	4	0	1	0	1	0	2	2	17
\	17	1	0	0	0	2	0	0	0	20
18.00	13	3	0	0	0	2	0	0	1	18
18.30	8	5	0	0	0	0	0	0	0	13

START PERIOD	CARS	LCV	MCV	HCV 2 AXLE	HCV 3 AXLE	HCV 4+ AXLE	BUSES	MOTOR CYCLES	CYCLES	TOTAL
7.00	54	12	2	0	4	7	0	2	3	81
/	19	12	0	1	0	0	1	1	7	34
A	47	16	2	2	0	4	1	2	3	74
M	15	12	2	0	0	3	1	0	3	33
P	16	7	2	0	0	0	0	0	0	25
E	22	6	0	0	1	2	0	0	1	31
A	27	10	2	2	0	2	1	1	1	45
K	18	5	0	1	0	4	0	0	1	28
\	13	9	1	2	0	2	0	0	0	27
9.30	25	8	3	2	0	8	0	0	0	46
10.00	21	14	1	2	1	5	1	0	1	45
10.30	14	10	1	3	0	11	0	0	0	39
11.00	23	5	3	2	0	4	0	0	0	37
11.30	16	10	4	2	2	2	0	0	0	36
12.00	21	14	0	3	1	4	1	0	0	44
12.30	19	10	0	1	1	6	0	0	0	37
13.00	23	11	4	7	0	10	1	1	2	57
13.30	15	14	1	2	2	15	0	0	0	49
14.00	22	8	3	1	1	7	0	0	0	42
14.30	25	6	2	1	2	3	1	0	0	40
15.00	20	11	2	1	1	7	0	1	0	43
15.30	12	4	0	1	1	8	0	0	0	26
/	8	7	0	1	0	5	1	0	0	22
P	13	5	0	2	1	0	2	0	0	23
M	9	3	1	1	1	3	0	0	0	18
P	11	3	2	0	0	2	0	0	0	18
E	6	0	0	0	0	5	0	0	0	11
A	5	3	2	2	1	1	1	0	0	15
K	6	0	1	0	0	4	0	0	0	11
\	7	3	0	0	0	3	0	0	0	13
18.00	5	3	0	0	1	0	0	0	0	10
18.30	4	1	0	1	0	2	0	0	0	8

PK 800 - 0900	456	46	6	4	1	6	5	3	0	527
PK 1630-1730	475	37	6	2	1	4	5	2	3	532
2 HR AM PK	883	96	14	7	3	10	21	8	8	1042
2 HR PM PK	921	76	10	5	1	6	6	3	3	1028
12 HOUR TOTAL	5122	504	66	43	13	42	108	31	20	5929
% OF TOTAL	86.39	8.50	1.11	0.73	0.22	0.71	1.82	0.52	---	100

19	23	0	6	3	13	1	0	0	65
108	29	9	3	1	5	1	3	6	159
45	40	1	11	4	26	1	0	0	128
187	55	11	5	4	13	2	5	13	282
570	266	43	47	19	142	9	8	17	1104
51.63	24.09	3.89	4.26	1.72	12.86	0.82	0.72	---	100

80	35	6	2	1	7	2	1	5	134
31	9	5	3	2	11	1	0	0	62
177	77	9	8	1	17	4	4	16	297
65	24	6	6	3	23	4	0	0	131
561	242	41	44	20	140	12	8	22	1068
52.53	22.66	3.84	4.12	1.87	13.11	1.12	0.75	---	100

Millennium Way - Atlantic Way

19th June 2007

To Millennium Way
From Millennium Way
Millennium Way leg - 2way



CARS cars
LCV light commercial vehicles
MCV medium commercial vehicles
HCV 2 AXLE heavy commercial vehicles - 2 axle
HCV 3 AXLE heavy commercial vehicles - 3 axle
HCV 4+ AXLE heavy commercial vehicles - 4 plus axles
BUSES buses
MOTOR CYCLES motor cycles
CYCLES cycles - count NOT included in vehicle TOTALS

SITE	Millennium Way - Atlantic Way	DATE:	19/06/07
DIR	To Millennium Way	DAY	Tuesday

SITE	Millennium Way - Atlantic Way	DATE:	19/06/07
DIR	From Millennium Way	DAY	Tuesday

SITE	Millennium Way - Atlantic Way	DATE:	19/06/07
DIR	Millennium Way leg - 2way	DAY	Tuesday

START PERIOD	CARS	LCV	MCV	HCV 2 AXLE	HCV 3 AXLE	HCV 4+ AXLE	BUSES	MOTOR CYCLES	CYCLES	TOTAL
7.00	56	3	0	1	0	3	3	0	1	66
/										
7.30	37	5	1	1	1	1	1	0	1	47
AI										
7.45	65	17	3	2	0	1	2	0	0	90
MJ										
8.00	70	17	0	1	0	2	0	0	0	90
PI										
8.15	108	23	2	2	0	0	3	0	1	138
EJ										
8.30	134	18	1	4	2	0	2	3	1	164
AI										
8.45	135	23	3	2	0	2	13	0	1	178
KJ										
9.00	106	17	1	4	1	3	3	1	1	136
\										
9.15	118	18	1	2	0	1	8	0	1	148
9.30	177	32	4	2	1	3	5	0	0	224
10.00	179	32	2	1	2	3	1	1	1	221
10.30	155	36	7	1	0	3	3	2	1	207
11.00	208	29	4	2	2	3	2	1	0	251
11.30	199	33	7	4	2	4	2	3	1	254
12.00	211	30	6	6	2	3	1	2	2	261
12.30	219	37	7	4	0	3	2	2	1	274
13.00	222	29	2	2	0	4	4	2	3	265
13.30	209	27	1	2	3	3	4	0	2	249
14.00	228	25	5	2	0	2	2	0	0	264
14.30	226	29	3	3	1	4	4	2	0	272
15.00	229	33	7	2	0	2	1	2	0	276
15.30	258	35	8	3	0	5	5	2	1	316
/										
16.00	142	18	1	0	0	3	8	0	0	172
PI										
16.15	140	31	1	2	0	1	13	1	0	189
MJ										
16.30	183	27	3	0	0	2	7	0	2	222
PI										
16.45	187	26	3	0	0	5	3	1	1	225
EJ										
17.00	212	23	3	0	0	3	3	1	3	245
AI										
17.15	192	17	1	0	0	1	0	1	1	212
KJ										
17.30	179	13	2	1	0	2	0	1	0	198
\										
17.45	165	18	0	1	0	2	0	0	1	186
18.00	166	9	2	0	0	2	3	1	2	183
18.30	121	9	1	0	0	2	4	0	1	137

START PERIOD	CARS	LCV	MCV	HCV 2 AXLE	HCV 3 AXLE	HCV 4+ AXLE	BUSES	MOTOR CYCLES	CYCLES	TOTAL
7.00	232	47	4	2	0	1	20	3	8	309
/										
7.30	152	34	2	1	0	0	11	3	3	203
AI										
7.45	173	23	3	0	1	1	11	2	0	214
MJ										
8.00	159	26	1	3	0	1	1	2	1	193
PI										
8.15	156	13	0	2	1	5	3	1	5	181
EJ										
8.30	172	26	6	1	1	0	1	0	0	207
AI										
8.45	152	22	2	1	0	1	2	0	1	180
KJ										
9.00	140	21	2	1	0	1	1	1	0	167
\										
9.15	113	13	4	2	2	3	1	0	0	138
9.30	200	44	3	4	0	1	2	1	1	255
10.00	226	23	6	2	1	4	3	0	0	265
10.30	192	30	4	2	1	3	3	3	0	238
11.00	252	37	7	6	3	0	7	2	3	314
11.30	221	27	6	3	2	3	5	3	1	270
12.00	275	33	4	4	0	3	0	2	2	321
12.30	254	37	4	7	2	3	6	0	2	313
13.00	251	26	5	3	0	2	3	2	1	292
13.30	241	29	7	4	3	7	8	1	2	300
14.00	263	22	2	4	0	5	9	2	1	307
14.30	247	35	4	4	2	2	17	2	0	313
15.00	264	36	7	5	0	3	6	1	1	322
15.30	237	38	3	5	0	0	2	1	0	286
/										
16.00	124	24	1	4	1	1	0	0	0	155
PI										
16.15	122	9	3	2	0	0	0	2	0	138
MJ										
16.30	107	16	1	5	0	3	3	1	2	136
PI										
16.45	119	13	2	1	0	1	0	0	0	136
EJ										
17.00	176	14	1	2	0	0	0	1	1	194
AI										
17.15	132	8	2	1	1	0	2	0	0	146
KJ										
17.30	133	15	1	0	0	1	1	0	0	151
\										
17.45	120	2	3	0	0	0	0	0	0	125
18.00	228	10	3	2	0	2	2	0	0	247
18.30	197	11	3	0	1	1	2	1	1	216

START PERIOD	CARS	LCV	MCV	HCV 2 AXLE	HCV 3 AXLE	HCV 4+ AXLE	BUSES	MOTOR CYCLES	CYCLES	TOTAL
7.00	288	50	4	3	0	4	23	3	9	375
/										
7.30	189	39	3	2	1	1	12	3	4	250
AI										
7.45	238	40	6	2	1	2	13	2	0	304
MJ										
8.00	229	43	1	4	0	3	1	2	1	283
PI										
8.15	264	36	2	4	1	5	6	1	6	319
EJ										
8.30	306	44	7	5	3	0	3	3	1	371
AI										
8.45	287	45	5	3	0	3	15	0	2	358
KJ										
9.00	246	38	3	5	1	4	4	2	1	303
\										
9.15	231	31	5	4	2	4	9	0	1	286
9.30	377	76	7	6	1	4	7	1	1	479
10.00	405	55	8	3	3	7	4	1	1	486
10.30	347	66	11	3	1	6	6	5	1	445
11.00	460	66	11	8	5	3	9	3	3	565
11.30	420	60	13	7	4	7	7	6	2	524
12.00	486	63	10	10	2	6	1	4	4	582
12.30	473	74	11	11	2	6	8	2	3	587
13.00	473	55	7	5	0	6	7	4	4	557
13.30	450	56	8	6	6	10	12	1	4	549
14.00	491	47	7	6	0	7	11	2	1	571
14.30	473	64	7	7	3	6	21	4	0	585
15.00	493	69	14	7	0	5	7	3	1	598
15.30	495	73	11	8	0	5	7	3	1	602
/										
16.00	266	42	2	4	1	4	8	0	0	327
PI										
16.15	262	40	4	4	0	1	13	3	0	327
MJ										
16.30	290	43	4	5	0	5	10	1	4	358
PI										
16.45	306	39	5	1	0	6	3	1	1	361
EJ										
17.00	388	37	4	2	0	3	3	2	4	439
AI										
17.15	324	25	3	1	1	1	2	1	1	358
KJ										
17.30	312	28	3	1	0	3	1	1	0	349
\										
17.45	285	20	3	1	0	2	0	0	1	311
18.00	394	19	5	2	0	4	5	1	2	430
18.30	318	20	4	0	1	3	6	1	2	353

PK 800 - 0900	447	81	6	9	2	4	18	3	0	570
PK 1630-1730	774	93	10	0	0	11	13	3	7	904
2 HR AM PK	773	138	12	18	4	10	32	4	6	991
2 HR PM PK	1400	173	14	4	0	19	34	5	8	1649
12 HOUR TOTAL	5236	739	92	57	17	78	112	29	30	6360
% OF TOTAL	82.33	11.62	1.45	0.90	0.27	1.23	1.76	0.46	---	100

PK 800 - 0900	639	87	9	7	2	7	7	3	7	761
PK 1630-1730	534	51	6	9	1	4	5	2	3	612
2 HR AM PK	1217	178	20	11	5	12	31	9	10	1483
2 HR PM PK	10									

Millennium Way - Atlantic Way

19th June 2007

To Cardiff Road
From Cardiff Road
Cardiff Road leg - 2way



CARS cars
LCV light commercial vehicles
MCV medium commercial vehicles
HCV 2 AXLE heavy commercial vehicles - 2 axle
HCV 3 AXLE heavy commercial vehicles - 3 axle
HCV 4+ AXLE heavy commercial vehicles - 4 plus axles
BUSES buses
MOTOR CYCLES motor cycles
CYCLES cycles - count NOT included in vehicle TOTALS

SITE	Millennium Way - Atlantic Way	DATE:	19/06/07
DIR	To Cardiff Road	DAY	Tuesday

SITE	Millennium Way - Atlantic Way	DATE:	19/06/07
DIR	From Cardiff Road	DAY	Tuesday

SITE	Millennium Way - Atlantic Way	DATE:	19/06/07
DIR	Cardiff Road leg - 2way	DAY	Tuesday

START PERIOD	CARS	LCV	MCV	HCV 2 AXLE	HCV 3 AXLE	HCV 4+ AXLE	BUSES	MOTOR CYCLES	CYCLES	TOTAL
7.00	181	35	4	3	2	8	20	3	2	256
/	118	16	2	1	1	2	8	2	2	150
7.30	107	14	3	2	0	7	7	2	0	142
7.45	110	20	0	2	1	2	0	2	0	137
8.00	116	11	0	3	2	7	3	1	5	143
8.15	134	20	4	3	0	6	1	0	0	168
8.30	115	18	2	2	1	4	2	0	1	144
8.45	122	26	2	3	0	5	0	1	0	159
9.00	106	11	2	2	2	3	1	0	0	127
9.15	201	39	4	5	0	8	2	1	0	260
9.30	211	26	6	3	2	8	3	0	0	259
10.00	181	32	2	3	2	11	3	3	0	237
10.30	239	35	9	8	1	6	7	2	0	307
11.00	217	33	5	3	1	6	3	3	1	271
11.30	278	31	2	5	0	13	1	1	2	331
12.00	256	39	8	3	1	3	6	0	3	316
12.30	234	33	5	4	3	9	3	3	1	294
13.00	227	28	5	3	4	8	7	0	0	282
13.30	251	26	4	5	1	16	8	2	1	313
14.00	255	34	6	8	0	12	15	2	0	332
14.30	254	39	5	4	2	9	5	1	1	319
15.00	252	45	4	3	0	7	1	1	0	313
15.30	137	30	2	2	2	3	1	0	2	177
/	133	17	0	2	1	3	0	1	3	157
16.15	138	22	5	4	1	3	4	3	4	180
16.30	124	14	4	0	0	3	0	0	0	145
16.45	188	18	4	0	0	1	0	2	4	213
17.00	133	12	2	1	1	2	2	0	1	153
17.15	131	16	1	1	0	2	1	2	2	154
17.30	124	2	3	0	0	2	0	0	0	131
17.45	225	12	2	2	0	4	1	0	1	246
18.00	194	16	2	0	1	1	2	1	1	217
18.30										

START PERIOD	CARS	LCV	MCV	HCV 2 AXLE	HCV 3 AXLE	HCV 4+ AXLE	BUSES	MOTOR CYCLES	CYCLES	TOTAL
7.00	103	14	2	1	4	10	3	2	4	139
/	52	17	1	2	0	1	2	1	8	76
7.30	102	29	4	3	0	4	2	2	3	146
7.45	76	25	2	0	0	3	1	0	3	107
8.00	102	19	4	1	0	0	2	0	1	128
8.15	139	22	0	3	2	2	2	3	2	173
8.30	151	26	3	4	0	3	12	1	2	200
8.45	113	15	1	4	0	5	3	1	2	142
9.00	112	22	2	3	0	3	8	0	0	150
9.15	182	29	5	2	0	11	4	0	0	233
9.30	176	34	2	3	3	8	2	1	1	229
10.00	150	35	5	4	0	13	2	1	1	210
10.30	192	22	5	2	1	6	2	1	0	231
11.00	195	33	8	4	4	6	2	3	1	255
11.30	201	29	3	6	3	4	2	1	1	249
12.00	206	35	2	3	1	9	2	2	1	260
12.30	216	29	5	8	0	13	4	3	4	278
13.00	195	31	2	4	3	18	3	0	1	256
13.30	220	26	5	2	1	8	2	0	0	264
14.00	213	29	5	2	3	5	4	2	0	263
14.30	205	37	8	3	1	7	1	2	0	264
15.00	226	29	4	3	1	11	5	0	1	279
15.30	123	16	1	1	0	8	7	0	0	156
/	123	24	1	3	1	0	14	0	0	166
16.15	146	19	2	1	1	5	4	0	1	178
16.30	173	19	5	0	0	6	3	1	1	207
16.45	160	18	2	0	0	5	3	1	1	189
17.00	157	14	3	2	1	2	1	1	1	181
17.15	145	9	3	0	0	4	0	1	0	162
17.30	145	15	0	1	0	4	0	0	1	165
17.45	156	8	1	1	0	3	3	0	2	172
18.00	112	9	0	1	0	4	4	0	0	130
18.30										

START PERIOD	CARS	LCV	MCV	HCV 2 AXLE	HCV 3 AXLE	HCV 4+ AXLE	BUSES	MOTOR CYCLES	CYCLES	TOTAL
7.00	284	49	6	4	6	18	23	5	6	395
/	170	33	3	3	1	3	10	3	10	226
7.30	209	43	7	5	0	11	9	4	3	288
7.45	186	45	2	2	1	5	1	2	3	244
8.00	218	30	4	4	2	7	5	1	6	271
8.15	273	42	4	6	2	8	3	3	2	341
8.30	266	44	5	6	1	7	14	1	3	344
8.45	235	41	3	7	0	10	3	2	2	301
9.00	218	33	4	5	2	6	9	0	0	277
9.15	383	68	9	7	0	19	6	1	0	493
9.30	387	60	8	6	5	16	5	1	1	488
10.00	331	67	7	7	2	24	5	4	1	447
10.30	431	57	14	10	2	12	9	3	0	538
11.00	412	66	13	7	5	12	5	6	2	526
11.30	479	60	5	11	3	17	3	2	3	580
12.00	462	74	10	6	2	12	8	2	4	576
12.30	450	62	10	12	3	22	7	6	5	572
13.00	422	59	7	7	7	26	10	0	1	538
13.30	471	52	9	7	2	24	10	2	1	577
14.00	468	63	11	10	3	17	19	4	0	595
14.30	459	76	13	7	3	16	6	3	1	583
15.00	478	74	8	6	1	18	6	1	1	592
15.30	260	46	3	3	2	11	8	0	2	333
/	256	41	1	5	2	3	14	1	3	323
16.15	284	41	7	5	2	8	8	3	5	358
16.30	297	33	9	0	0	9	3	1	1	352
16.45	348	36	6	0	0	6	3	3	5	402
17.00	290	26	5	3	2	4	3	1	2	334
17.15	276	25	4	1	0	6	1	3	2	316
17.30	269	17	3	1	0	6	0	0	1	296
17.45	381	20	3	3	0	7	4	0	3	418
18.00	306	25	2	1	1	5	6	1	1	347
18.30										

PK 800 - 0900	475	69	6	10	4	19	6	3	0	592
PK 1630-1730	583	66	15	5	2	9	6	5	9	691
2 HR AM PK	928	136	15	18	7	36	22	8	8	1170
2 HR PM PK	1108	131	21	10	5	19	8	8	16	1310
12 HOUR TOTAL	5692	770	109	90	32	184	117	39	37	7033
% OF TOTAL	80.93	10.95	1.55	1.28	0.45	2.62	1.66	0.55	---	100

PK 800 - 0900	468	92	9	8	2	8	17	4	8	608
PK 1630-1730	636	70	12	3	2	18	11	3	4	755
2 HR AM PK	847	175	17	20	2	21	32	8	21	1122
2 HR PM PK	1172	134	17	8	3	34	32	4	5	1404
12 HOUR TOTAL	4967	738	96	77	30	191	109	30	43	6238
% OF TOTAL	79.62	11.83	1.54	1.23	0.48	3.06	1.75	0.48	---	100

PK 800 - 0900	943	161	15	18	6	27	23	7	14	1200
PK 1630-1730	1219	136	27	8	4	27	17	8	13	1446
2 HR AM PK	1775	311	32	38	9	57	54	16	29	2292
2 HR PM PK	2280	265	38	18	8	53	40	12	21	2714
12 HOUR TOTAL	10659	1508	205	167	62	375	226	69	80	13271
% OF TOTAL	80.32	11.36	1.54	1.26	0.47	2.83	1.70	0.52	---	100

Millennium Way - Atlantic Way

19th June 2007

To Atlantic Way
From Atlantic Way
Atlantic Way leg - 2way



CARS cars
LCV light commercial vehicles
MCV medium commercial vehicles
HCV 2 AXLE heavy commercial vehicles - 2 axle
HCV 3 AXLE heavy commercial vehicles - 3 axle
HCV 4+ AXLE heavy commercial vehicles - 4 plus axles
BUSES buses
MOTOR CYCLES motor cycles
CYCLES cycles - count NOT included in vehicle TOTALS

SITE	Millennium Way - Atlantic Way	DATE:	19/06/07
DIR	To Atlantic Way	DAY	Tuesday

SITE	Millennium Way - Atlantic Way	DATE:	19/06/07
DIR	From Atlantic Way	DAY	Tuesday

SITE	Millennium Way - Atlantic Way	DATE:	19/06/07
DIR	Atlantic Way leg - 2way	DAY	Tuesday

START PERIOD	CARS	LCV	MCV	HCV 2 AXLE	HCV 3 AXLE	HCV 4+ AXLE	BUSES	MOTOR CYCLES	CYCLES	TOTAL
7.00	108	27	2	0	4	7	1	3	9	152
/	57	31	0	1	0	0	4	2	8	95
AI	120	27	2	2	1	4	5	2	3	163
MJ	70	25	3	1	0	3	2	0	4	104
PI	57	14	2	1	0	1	0	0	0	75
EJ	63	19	2	1	2	2	0	0	1	89
AI	73	18	2	2	0	2	2	1	1	100
KJ	41	11	1	2	0	4	1	0	1	60
\	30	14	3	2	0	3	0	0	0	52
9.30	47	25	3	5	0	8	0	0	1	88
10.00	50	22	2	2	1	6	1	0	1	84
10.30	43	22	3	4	0	11	0	0	0	83
11.00	61	18	6	4	2	4	0	0	3	95
11.30	36	15	8	3	3	4	3	1	0	73
12.00	48	26	3	5	1	4	1	1	0	89
12.30	49	23	0	6	2	7	0	0	1	87
13.00	63	19	6	7	0	10	2	1	2	108
13.30	50	26	6	5	2	18	1	1	2	109
14.00	56	14	4	4	1	12	1	0	0	92
14.30	48	19	4	3	4	3	4	0	0	85
15.00	48	20	7	3	1	9	2	1	1	91
15.30	38	13	0	3	1	8	1	0	0	64
/	19	11	1	3	1	5	1	0	0	41
PI	31	8	3	3	1	0	2	1	0	49
MJ	12	8	1	4	1	3	0	0	0	29
PI	26	7	2	1	0	2	0	0	0	38
EJ	31	4	0	2	0	5	0	0	0	42
AI	21	4	2	3	1	1	1	0	0	33
KJ	17	3	1	0	0	4	0	0	0	25
\	20	4	0	0	0	3	0	0	0	27
18.00	21	4	1	1	0	1	1	0	0	29
18.30	15	1	1	1	0	2	0	0	0	20

START PERIOD	CARS	LCV	MCV	HCV 2 AXLE	HCV 3 AXLE	HCV 4+ AXLE	BUSES	MOTOR CYCLES	CYCLES	TOTAL
7.00	10	4	0	1	2	7	1	1	0	26
/	8	1	0	0	2	2	0	0	0	13
AI	17	6	1	3	0	7	1	0	0	35
MJ	15	11	0	1	1	3	0	0	0	31
PI	23	16	0	3	1	3	1	0	0	47
EJ	20	9	1	4	1	6	0	0	0	41
AI	20	11	2	1	1	4	3	0	0	42
KJ	16	18	1	4	1	6	0	0	0	46
\	29	8	0	1	0	1	0	0	1	39
9.30	43	23	3	6	1	7	1	0	0	84
10.00	38	23	2	1	1	5	0	0	1	70
10.30	37	25	3	2	1	9	1	1	0	79
11.00	64	23	7	6	1	7	0	0	0	108
11.30	36	21	6	3	0	5	1	1	0	73
12.00	61	25	4	6	0	13	1	1	1	111
12.30	64	27	9	3	0	1	0	0	2	104
13.00	52	26	3	2	3	8	2	1	1	97
13.30	50	21	3	2	3	4	1	0	1	84
14.00	52	17	6	5	1	17	0	0	0	98
14.30	69	18	4	8	0	12	2	0	0	113
15.00	62	19	4	1	2	10	1	1	1	100
15.30	85	26	5	1	0	9	0	2	0	128
/	51	19	2	0	2	2	3	0	2	79
PI	59	23	0	2	1	4	1	1	3	91
MJ	80	22	6	2	1	0	4	2	3	117
PI	45	15	2	0	0	3	0	0	0	65
EJ	95	13	4	0	0	4	0	1	5	117
AI	57	11	0	1	0	2	0	0	1	71
KJ	49	8	0	2	0	3	0	2	2	64
\	44	7	0	0	0	3	0	0	0	54
18.00	28	7	1	0	0	2	0	1	1	39
18.30	21	6	1	0	0	0	0	0	1	28

START PERIOD	CARS	LCV	MCV	HCV 2 AXLE	HCV 3 AXLE	HCV 4+ AXLE	BUSES	MOTOR CYCLES	CYCLES	TOTAL
7.00	118	31	2	1	6	14	2	4	9	178
/	65	32	0	1	2	2	4	2	8	108
AI	137	33	3	5	1	11	6	2	3	198
MJ	85	36	3	2	1	6	2	0	4	135
PI	80	30	2	4	1	4	1	0	0	122
EJ	83	28	3	5	3	8	0	0	1	130
AI	93	29	4	3	1	6	5	1	1	142
KJ	57	29	2	6	1	10	1	0	1	106
\	59	22	3	3	0	4	0	0	1	91
9.30	90	48	6	11	1	15	1	0	1	172
10.00	88	45	4	3	2	11	1	0	2	154
10.30	80	47	6	6	1	20	1	1	0	162
11.00	125	41	13	10	3	11	0	0	3	203
11.30	72	36	14	6	3	9	4	2	0	146
12.00	109	51	7	11	1	17	2	2	1	200
12.30	113	50	9	9	2	8	0	0	3	191
13.00	115	45	9	9	3	18	4	2	3	205
13.30	100	47	9	7	5	22	2	1	3	193
14.00	108	31	10	9	2	29	1	0	0	190
14.30	117	37	8	11	4	15	6	0	0	198
15.00	110	39	11	4	3	19	3	2	2	191
15.30	123	39	5	4	1	17	1	2	0	192
/	70	30	3	3	3	7	4	0	2	120
PI	90	31	3	5	2	4	3	2	3	140
MJ	92	30	7	6	2	3	4	2	3	146
PI	71	22	4	1	0	5	0	0	0	103
EJ	126	17	4	2	0	9	0	1	5	159
AI	78	15	2	4	1	3	1	0	1	104
KJ	66	11	1	2	0	7	0	2	2	89
\	64	11	0	0	0	6	0	0	0	81
18.00	49	11	2	1	0	3	1	1	1	68
18.30	36	7	2	1	0	2	0	0	1	48

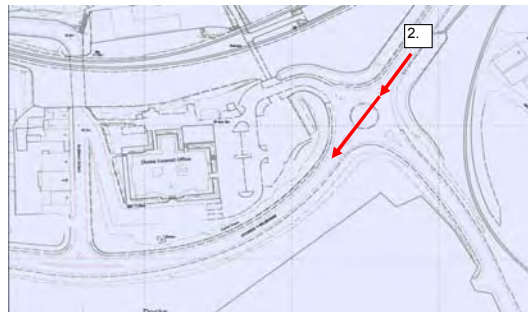
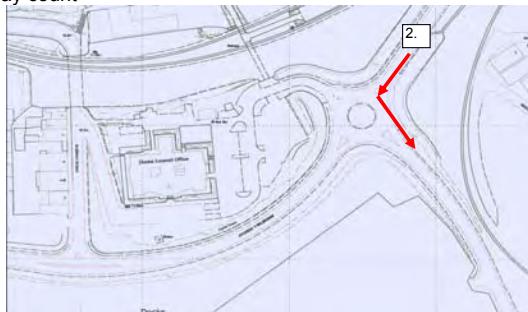
PK 800 - 0900	263	76	9	5	2	8	4	1	4	368
PK 1630-1730	90	23	5	10	2	11	1	0	0	142
2 HR AM PK	511	159	15	12	3	19	14	5	18	738
2 HR PM PK	177	49	10	16	4	23	4	1	0	284
12 HOUR TOTAL	1469	502	81	84	29	156	36	14	38	2371
% OF TOTAL	61.96	21.17	3.42	3.54	1.22	6.58	1.52	0.59	---	100

78	47	3	9	4	16	4	0	0	161
277	61	12	3	1	9	4	3	9	370
148	80	5	17	7	32	5	0	1	294
480	118	14	7	4	21	8	6	16	658
1400	509	80	71	26	169	24	15	26	2294
61.03	22.19	3.49	3.10	1.13	7.37	1.05	0.65	---	100

341	123	12	14	6	24	8	1	6	529
367	84	17	13	3	20	5	3	9	512
659	239	20	29	10	51	19	5	19	1032
657	167	24	23	8	44	12	7	16	942
2869	1011	161	155	55	325	60	29	64	4665
61.50	21.67	3.45	3.32	1.18	6.97	1.29	0.62	---	100

2 0 0 6

Three way count



SITE Millennium Way - Cory Way DATE: 21/03/06
DIR Millennium Way east to Cory Way DAY Tuesday

SITE Millennium Way - Cory Way DATE: 21/03/06
DIR Millennium Way east to Millennium Way west DAY Tuesday

SITE Millennium Way - Cory Way DATE: 21/03/06
DIR Millennium Way east to Docks Office entrance DAY Tuesday

START PERIOD	CARS	LCV	MCV	HCV 2 AXLE	HCV 3 AXLE	HCV 4+ AXLE	MOTOR BUSES	MOTOR CYCLES	MOTOR CYCLES	TOTAL
7.00	13	0	0	0	0	1	1	0	0	15
/	3	0	0	0	0	0	1	0	0	4
A\	11	1	0	0	0	0	1	1	0	14
M\	9	4	0	1	0	3	0	1	0	18
P\	4	0	0	1	0	0	0	0	0	5
E\	7	0	0	0	0	0	0	0	0	7
A\	3	1	1	1	0	0	5	0	0	11
K\	7	4	0	0	0	1	0	0	0	12
\	4	2	1	1	0	3	10	0	0	21
9.30	10	4	1	0	0	1	2	0	0	18
10.00	7	6	0	2	0	3	1	0	0	19
10.30	7	3	0	1	0	2	3	0	0	16
11.00	7	5	1	0	0	3	0	0	0	16
11.30	12	3	0	1	0	2	3	0	0	21
12.00	7	6	0	1	0	3	4	0	0	21
12.30	6	1	0	0	0	2	3	0	0	12
13.00	8	6	0	0	1	1	1	0	0	17
13.30	7	4	1	1	1	1	2	0	1	17
14.00	9	1	0	0	0	3	1	0	0	14
14.30	8	3	0	0	0	1	1	1	0	14
15.00	8	4	0	1	0	5	2	0	0	20
15.30	8	0	2	1	0	3	8	0	0	22
/	3	0	0	0	0	1	6	0	0	10
P\	1	0	0	0	0	0	5	0	0	6
M\	5	1	0	0	0	3	6	0	0	15
P\	2	0	0	0	0	1	2	0	0	5
E\	1	1	0	0	0	0	2	0	0	4
A\	0	0	0	1	0	1	0	0	0	2
K\	0	1	0	2	0	1	0	0	0	4
\	1	1	0	1	0	0	1	0	0	4
17.45	1	1	0	1	0	0	1	0	0	4
18.00	3	0	0	2	0	0	3	0	0	8
18.30	3	0	0	1	0	0	2	0	0	6

CARS	LCV	MCV	HCV 2 AXLE	HCV 3 AXLE	HCV 4+ AXLE	MOTOR BUSES	MOTOR CYCLES	MOTOR CYCLES	TOTAL
39	11	2	3	1	1	0	2	1	59
33	14	3	1	0	0	1	0	0	52
45	7	0	3	1	3	1	0	0	60
35	23	2	2	0	0	1	0	1	63
68	9	3	7	1	1	0	0	0	89
86	28	2	0	1	1	0	0	1	118
114	13	3	3	0	1	3	0	0	137
88	20	1	2	0	0	0	0	0	111
73	17	2	3	0	0	2	0	0	97
135	29	4	3	1	3	1	1	0	177
165	25	1	3	1	0	2	0	1	197
176	25	0	2	0	1	3	0	1	207
174	31	2	2	2	1	0	1	0	213
188	25	3	1	2	0	7	1	2	227
225	20	0	5	0	0	0	0	0	250
226	35	6	4	2	2	0	0	1	275
215	26	2	2	1	1	0	0	0	247
199	17	5	4	1	0	2	3	0	231
192	19	4	4	0	1	4	1	1	225
200	26	1	4	0	0	4	0	0	235
246	23	4	2	0	1	5	0	0	281
267	25	3	2	0	0	2	0	0	299
127	16	3	1	0	0	3	1	0	151
159	20	2	0	0	0	0	1	0	182
157	25	1	0	0	1	3	0	2	187
194	20	2	0	0	0	0	0	1	216
202	20	2	2	0	1	0	3	6	230
166	16	0	0	0	0	1	2	1	185
179	8	2	0	0	1	1	0	0	191
180	17	1	0	0	0	2	1	1	201
298	33	0	0	0	1	0	1	1	333
263	14	0	1	0	1	0	1	1	280

CARS	LCV	MCV	HCV 2 AXLE	HCV 3 AXLE	HCV 4+ AXLE	MOTOR BUSES	MOTOR CYCLES	MOTOR CYCLES	TOTAL
2	0	0	0	0	0	0	0	0	2
3	0	0	0	0	0	0	0	0	3
8	3	0	0	0	0	0	0	0	11
14	2	0	0	0	0	0	0	0	16
19	4	0	0	0	0	0	0	0	23
32	1	0	0	0	0	0	0	0	33
10	1	0	0	0	0	0	0	0	11
16	1	0	0	0	0	0	0	0	17
12	2	0	0	0	0	1	0	0	15
21	2	2	0	0	0	0	0	0	25
9	2	0	0	0	0	0	1	0	12
6	2	0	0	0	0	0	0	0	8
13	1	0	0	0	0	0	0	0	14
13	1	0	0	0	0	0	0	1	14
8	0	0	0	0	0	0	0	0	8
15	3	0	0	0	0	0	0	0	18
16	1	0	0	0	0	0	0	0	17
27	3	0	0	0	0	0	0	0	30
14	0	0	0	0	0	0	0	1	14
8	2	0	0	0	0	0	0	0	10
8	2	0	0	0	0	0	0	0	10
11	1	0	1	0	0	0	0	0	13
12	2	0	0	0	0	0	0	0	14
6	2	0	0	0	0	0	0	0	8
14	2	0	0	0	0	0	0	0	16
9	4	0	0	0	0	0	0	0	13
13	1	0	0	0	0	0	0	1	14
5	0	0	0	0	0	0	0	0	5
15	1	0	0	0	0	0	0	1	16
9	0	0	0	0	0	0	0	1	9
8	0	0	0	0	0	0	0	1	8
10	0	0	0	0	0	0	0	0	10

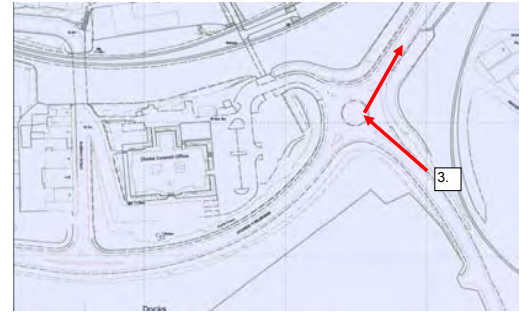
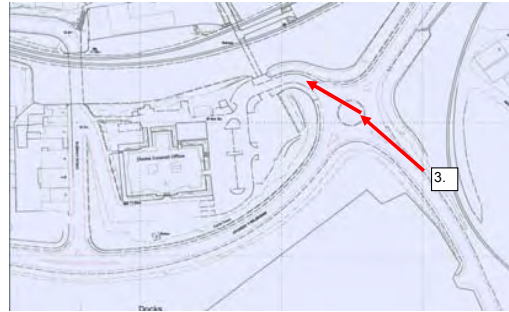
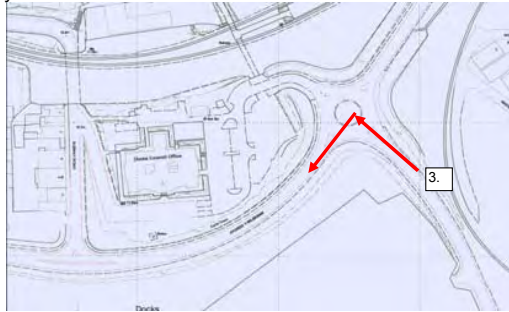
PK 800 - 0900	23	5	1	3	0	3	5	1	0	41
PK 1630-1730	8	2	0	1	0	5	10	0	0	26
2 HR AM PK	48	12	2	4	0	7	17	2	0	92
2 HR PM PK	13	4	0	4	0	7	22	0	0	50
12 HOUR TOTAL	184	62	7	19	2	45	76	3	1	398
% OF TOTAL	46.23	15.58	1.76	4.77	0.50	11.31	19.10	0.75	---	100

303	73	10	12	2	3	4	0	2	407
719	81	5	2	0	2	4	5	10	818
542	131	16	21	3	6	8	0	2	727
1364	142	13	3	0	3	10	8	11	1543
5114	657	66	66	14	22	48	19	22	6006
85.15	10.94	1.10	1.10	0.23	0.37	0.80	0.32	---	100

75	8	0	0	0	0	0	0	0	83
41	7	0	0	0	0	0	0	1	48
114	14	0	0	0	0	1	0	0	129
83	12	0	0	0	0	0	0	3	95
386	46	2	1	0	0	1	1	6	437
88.33	10.53	0.46	0.23	0.00	0.00	0.23	0.23	---	100

2 0 0 6

Three way count



SITE	Millennium Way - Cory Way	DATE:	21/03/06
DIR	Cory Way to Millennium Way west	DAY	Tuesday

SITE	Millennium Way - Cory Way	DATE:	21/03/06
DIR	Cory Way to Dock Offices entrance	DAY	Tuesday

SITE	Millennium Way - Cory Way	DATE:	21/03/06
DIR	Cory Way to Millennium Way east	DAY	Tuesday

START PERIOD	CARS	LCV	MCV	HCV 2 AXLE	HCV 3 AXLE	HCV 4+ AXLE	MOTOR BUSES	MOTOR CYCLES	MOTOR CYCLES	TOTAL
7.00	0	0	0	0	0	0	7	0	0	7
7.30	1	0	0	0	0	0	6	0	0	7
7.45	1	0	0	0	0	0	4	0	1	5
8.00	0	0	1	0	0	0	0	0	0	1
8.15	0	1	0	1	0	0	0	0	0	2
8.30	3	0	0	1	0	0	0	0	0	4
8.45	0	0	0	0	0	0	0	0	0	0
8.45	0	0	0	0	0	0	0	0	0	0
9.00	2	0	0	0	0	0	0	0	0	2
9.15	10	1	0	0	0	0	0	0	0	11
9.30	11	3	0	2	0	0	1	1	0	18
10.00	3	2	4	0	0	0	2	0	0	11
10.30	4	4	0	0	0	0	2	0	0	10
11.00	7	1	1	0	0	0	2	0	0	11
11.30	2	0	1	0	0	0	0	0	0	3
12.00	10	1	1	0	0	0	0	0	0	12
12.30	7	3	1	0	0	0	1	0	0	12
13.00	17	1	0	0	0	0	1	1	0	20
13.30	9	4	0	0	0	0	1	0	0	14
14.00	10	7	0	0	0	0	4	0	0	21
14.30	4	1	0	0	0	0	8	0	0	13
15.00	8	4	0	0	0	0	3	0	0	15
15.30	4	0	1	0	0	0	0	1	0	6
16.00	2	1	1	0	0	0	0	0	0	4
16.15	6	0	1	0	0	0	0	0	0	7
16.30	5	0	0	0	0	0	0	0	0	5
16.45	13	0	0	0	0	0	0	0	0	13
17.00	11	2	0	0	0	0	0	0	0	13
17.15	7	1	1	0	0	0	0	1	0	10
17.30	7	0	1	0	0	0	0	0	0	8
17.45	3	0	0	0	0	0	0	0	0	3
18.00	5	1	1	0	0	0	1	0	0	8
18.30	8	0	0	0	0	0	0	0	0	8

START PERIOD	CARS	LCV	MCV	HCV 2 AXLE	HCV 3 AXLE	HCV 4+ AXLE	MOTOR BUSES	MOTOR CYCLES	MOTOR CYCLES	TOTAL
7.00	0	0	0	0	0	0	0	0	0	0
7.30	0	0	0	0	0	0	0	0	0	0
7.45	0	0	0	0	0	0	1	0	0	1
8.00	0	0	0	0	0	0	0	0	0	0
8.15	0	0	0	0	0	0	0	0	0	0
8.30	0	0	0	0	0	0	0	0	0	0
8.45	1	2	0	0	0	0	0	0	0	3
8.45	1	0	0	0	0	0	0	0	0	1
9.00	0	1	0	0	0	0	0	0	0	1
9.15	0	0	0	0	0	0	0	0	0	0
9.30	1	0	0	0	0	0	0	0	0	1
10.00	1	0	0	0	0	0	0	0	0	1
10.30	0	0	1	0	1	0	0	0	0	2
11.00	0	0	0	0	0	0	0	0	0	0
11.30	2	0	0	0	0	1	0	0	0	3
12.00	0	0	1	0	0	0	0	0	0	1
12.30	2	0	0	0	0	0	0	0	0	2
13.00	2	0	0	0	0	0	1	0	0	3
13.30	2	0	0	0	0	0	0	0	0	2
14.00	4	1	0	0	0	0	0	0	0	5
14.30	1	1	0	0	0	0	0	0	0	2
15.00	4	0	0	0	0	0	1	0	0	5
15.30	3	0	0	0	0	0	0	0	0	3
16.00	1	0	0	0	0	0	0	0	0	1
16.15	1	0	0	0	0	0	0	0	0	1
16.30	1	0	0	0	0	0	1	0	0	2
16.45	1	0	0	0	0	0	0	0	0	1
17.00	0	0	0	0	0	0	0	0	0	0
17.15	2	0	0	0	0	0	0	0	0	2
17.30	1	0	0	0	0	0	0	1	1	2
17.45	1	0	0	0	0	0	0	0	0	1
18.00	0	0	0	0	0	0	0	1	0	1
18.30	0	0	0	0	0	0	0	0	0	0

START PERIOD	CARS	LCV	MCV	HCV 2 AXLE	HCV 3 AXLE	HCV 4+ AXLE	MOTOR BUSES	MOTOR CYCLES	MOTOR CYCLES	TOTAL
7.00	1	2	0	0	0	0	10	0	0	13
7.30	1	0	0	0	0	0	9	0	0	10
7.45	2	0	0	1	0	0	9	0	0	14
8.00	0	0	0	1	0	0	1	0	0	2
8.15	0	2	1	1	0	1	0	0	0	5
8.30	2	0	0	0	1	0	0	0	0	3
8.45	2	0	0	0	0	2	0	0	0	4
8.45	3	1	0	1	1	1	1	0	0	8
9.00	6	5	3	2	0	1	1	0	0	18
9.15	12	5	2	1	1	2	4	0	0	27
9.30	3	2	1	1	0	3	2	0	0	12
9.45	5	2	2	0	1	4	0	0	0	14
10.00	10	3	0	2	0	1	0	0	0	16
10.15	7	3	0	2	1	2	0	0	0	15
10.30	11	3	0	1	0	3	4	0	0	22
10.45	7	3	0	0	0	0	2	1	0	13
11.00	21	2	1	0	0	1	0	0	0	25
11.15	8	3	0	0	0	3	1	0	0	15
11.30	7	3	1	1	1	0	12	0	1	25
11.45	6	5	0	1	1	3	6	0	0	22
12.00	12	3	0	0	0	1	8	1	0	25
12.15	10	1	0	2	0	0	1	0	0	14
12.30	5	0	1	2	0	2	1	0	0	11
12.45	5	2	1	0	1	0	0	0	0	9
13.00	6	0	0	0	0	1	1	0	0	8
13.15	6	7	0	0	0	2	0	0	0	15
13.30	15	2	0	0	1	2	1	0	1	21
13.45	11	0	1	3	0	1	1	0	0	17
14.00	13	1	0	0	0	1	1	1	0	17
14.15	10	1	0	0	0	2	1	0	0	14
14.30	13	0	0	0	0	4	3	0	0	20
14.45	10	2	0	0	0	1	1	1	0	15

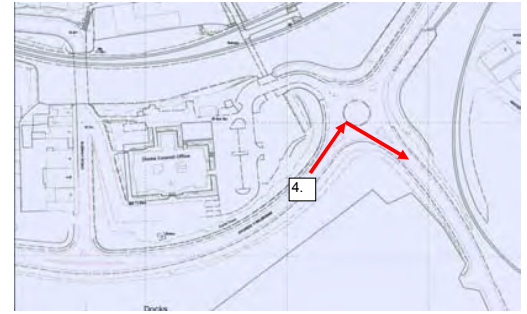
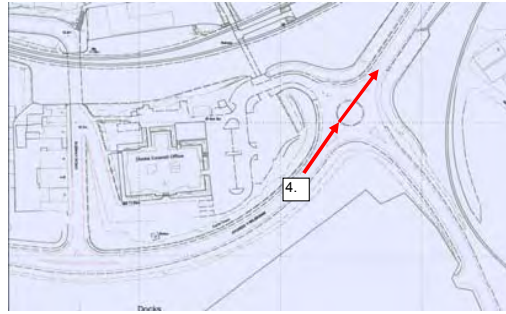
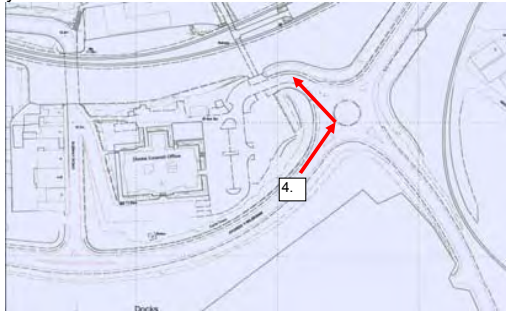
PK 800 - 0900	3	1	1	2	0	0	0	0	0	7
PK 1630-1730	36	3	1	0	0	0	0	1	0	41
2 HR AM PK	17	2	1	2	0	0	10	0	1	32
2 HR PM PK	54	4	4	0	0	0	0	1	0	63
12 HOUR TOTAL	180	38	15	4	0	0	43	4	1	284
% OF TOTAL	63.38	13.38	5.28	1.41	0.00	0.00	15.14	1.41	---	100

7.00	1	2	0	0	0	0	0	0	0	3
7.30	4	0	0	0	0	0	1	0	0	5
7.45	2	3	0	0	0	0	1	0	0	6
8.00	8	0	0	0	0	0	1	1	1	10
8.15	31	5	2	0	1	1	4	2	1	46
8.30	67.39	10.87	4.35	0.00	2.17	2.17	8.70	4.35	---	100

7.00	4	2	1	2	1	3	1	0	0	14
7.30	38	9	1	3	1	6	3	0	1	61
7.45	16	8	4	6	2	7	21	0	0	64
8.00	71	13	3	5	2	11	6	1	1	112
8.15	230	63	14	22	9	46	81	4	2	469
8.30	49.04	13.43	2.99	4.69	1.92	9.81	17.27	0.85	---	100

2 0 0 6

Three way count



SITE	Millennium Way - Cory Way	DATE:	21/03/06
DIR	Millennium Way west to Docks Office entrance	DAY	Tuesday

SITE	Millennium Way - Cory Way	DATE:	21/03/06
DIR	Millennium Way west to Millennium Way east	DAY	Tuesday

SITE	Millennium Way - Cory Way	DATE:	21/03/06
DIR	Millennium	DAY	Tuesday

START PERIOD	CARS	LCV	MCV	HCV 2 AXLE	HCV 3 AXLE	HCV 4+ AXLE	MOTOR BUSES	MOTOR CYCLES	MOTOR CYCLES	TOTAL
7.00		1	0	0	0	0	0	0	0	1
7.30	0	0	0	0	0	0	0	0	0	0
7.45	3	0	0	0	0	0	0	0	0	3
8.00	4	0	0	0	0	0	0	0	0	4
8.15	2	0	0	0	0	0	0	0	0	2
8.30	4	0	0	0	0	0	0	0	0	4
8.45	2	0	0	0	0	0	0	0	0	2
9.00	1	0	0	0	0	0	0	0	0	1
9.15	3	0	0	0	0	0	0	0	0	3
9.30	4	0	0	0	0	0	0	0	0	4
10.00	5	0	0	0	0	0	0	0	0	5
10.30	2	0	0	0	0	0	0	0	0	2
11.00	2	0	0	0	0	0	0	0	0	2
11.30	4	0	0	0	0	0	0	0	0	4
12.00	8	0	0	0	0	0	0	0	0	8
12.30	7	0	0	0	0	0	0	0	0	7
13.00	3	0	0	0	0	0	0	0	0	3
13.30	9	0	0	0	0	0	0	0	0	9
14.00	6	0	0	0	0	0	0	0	0	6
14.30	1	0	0	0	0	0	0	0	0	1
15.00	4	0	0	0	0	0	0	0	0	4
15.30	1	0	0	0	0	0	0	0	0	1
16.00	1	0	0	0	0	0	0	0	0	1
16.15	1	0	0	0	0	0	0	0	0	1
16.30	0	0	0	0	0	0	0	0	0	0
16.45	2	0	0	0	0	0	0	0	0	2
17.00	1	0	0	0	0	0	0	0	1	1
17.15	0	0	0	0	0	0	0	0	0	0
17.30	0	0	0	0	0	0	0	0	0	0
17.45	6	0	0	0	0	0	0	0	0	6
18.00	1	0	0	0	0	0	0	0	0	1
18.30	0	0	0	0	0	0	0	0	0	0

CARS	LCV	MCV	HCV 2 AXLE	HCV 3 AXLE	HCV 4+ AXLE	MOTOR BUSES	MOTOR CYCLES	MOTOR CYCLES	TOTAL
222	38	4	2	0	2	0	0	0	268
155	23	2	0	0	0	1	2	0	183
187	35	2	3	0	0	1	0	0	228
156	19	5	5	1	3	1	3	1	193
161	19	1	2	0	0	2	1	2	186
152	15	6	3	0	0	3	1	0	180
147	14	3	2	1	2	2	2	1	173
109	21	3	3	0	0	2	0	0	138
117	14	5	4	0	0	1	0	0	141
210	31	3	3	3	0	2	2	0	254
177	30	10	5	2	1	2	0	1	227
194	25	7	2	1	0	4	0	0	233
197	20	7	3	0	0	4	0	0	231
237	26	10	2	1	2	2	3	0	283
264	14	14	3	2	1	2	0	2	300
275	24	12	7	0	0	1	1	0	320
252	35	4	7	3	1	1	0	0	303
244	25	4	2	1	0	2	1	0	279
180	24	2	2	0	1	1	3	2	213
213	26	5	2	0	0	5	0	0	251
242	30	9	3	1	1	7	2	0	295
262	34	7	3	0	0	5	0	0	311
131	11	5	1	0	1	2	0	0	151
134	14	6	1	0	0	2	0	0	157
136	9	3	1	0	0	1	0	0	150
109	10	3	0	0	1	2	1	0	126
128	12	4	0	0	0	0	1	0	145
119	5	1	1	0	1	0	1	0	128
158	3	4	0	0	1	1	0	1	167
102	11	1	0	0	0	4	0	0	118
195	7	6	1	0	0	1	1	1	211
198	8	4	2	0	0	3	1	0	216

CARS	LCV	MCV	HCV 2 AXLE	HCV 3 AXLE	HCV 4+ AXLE	MOTOR BUSES	MOTOR CYCLES	MOTOR CYCLES	TOTAL
7	1	0	0	0	0	1	1	0	10
6	0	0	0	0	0	0	0	0	6
7	1	0	0	0	0	0	0	0	8
5	3	1	0	0	0	0	0	0	9
9	2	0	1	0	0	0	0	0	12
13	3	0	0	0	0	1	0	0	17
15	1	0	0	0	0	0	0	0	16
10	3	0	1	0	0	2	1	0	17
1	2	0	1	0	0	2	0	0	6
16	6	0	1	0	0	5	0	0	28
11	2	1	2	0	0	1	0	0	17
12	1	3	0	0	0	1	0	0	17
17	2	2	0	0	0	2	0	0	23
13	2	0	0	0	0	1	0	0	16
18	1	1	0	0	0	0	0	0	20
21	2	0	0	0	0	0	1	0	24
20	5	0	0	1	0	1	0	0	27
22	3	0	0	0	0	5	2	0	32
19	5	0	0	0	0	2	3	0	29
14	6	1	1	0	0	1	0	0	23
15	3	1	0	0	0	0	0	0	19
14	3	1	0	0	0	1	0	0	19
11	0	1	0	0	0	5	0	0	17
6	0	1	0	0	0	1	0	0	8
17	2	0	0	0	0	10	1	0	30
10	2	0	0	0	1	1	0	0	14
7	2	0	1	0	0	2	0	0	12
10	0	0	0	0	0	1	0	0	11
5	0	0	0	0	1	0	0	0	6
3	0	0	0	0	0	1	0	0	4
8	1	0	0	0	0	2	0	0	11
3	0	0	0	0	0	2	0	0	5

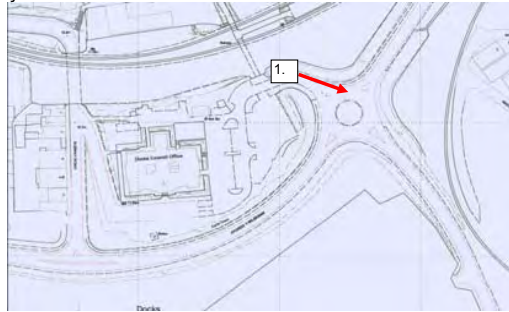
PK 800 - 0900	12	0	0	0	0	0	0	0	12
PK 1630-1730	3	0	0	0	0	0	0	1	3
2 HR AM PK	19	0	0	0	0	0	0	0	19
2 HR PM PK	11	0	0	0	0	0	0	1	11
12 HOUR TOTAL	87	1	0	0	0	0	0	1	88
% OF TOTAL	98.86	1.14	0.00	0.00	0.00	0.00	0.00	---	100

616	67	15	12	2	5	8	7	4	732
492	36	11	2	0	2	3	3	0	549
1184	160	27	22	2	5	13	9	4	1422
1017	75	27	4	0	4	12	3	1	1142
5763	632	162	75	16	18	67	26	11	6759
85.26	9.35	2.40	1.11	0.24	0.27	0.99	0.38	---	100

42	9	1	1	0	0	1	0	0	54
44	6	0	1	0	1	14	1	0	67
66	15	1	3	0	0	5	1	0	91
69	6	2	1	0	2	21	1	0	102
365	64	13	8	1	2	51	9	0	513
71.15	12.48	2.53	1.56	0.19	0.39	9.94	1.75	---	100

2 0 0 6

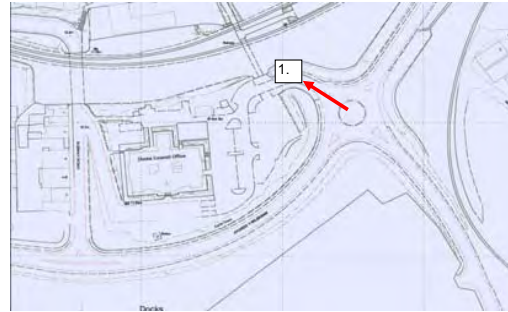
Three way count



SITE Millennium Way - Cory Way
DIR Docks Office entrance to roundabout - 1way
DATE: 21/03/06
DAY Tuesday

START PERIOD	CARS	LCV	MCV	HCV 2 AXLE	HCV 3 AXLE	HCV 4+ AXLE	MOTOR BUSES	MOTOR CYCLES	TOTAL
7.00	0	0	0	0	0	0	0	0	0
/ 7.30	0	0	0	0	0	0	0	0	0
A 7.45	1	0	0	0	0	0	0	0	1
M 8.00	2	1	0	0	0	0	0	0	3
P 8.15	1	1	0	0	0	0	0	2	2
E 8.30	2	0	0	0	0	0	0	0	2
A 8.45	2	0	0	0	0	0	0	0	2
K 9.00	1	1	0	0	0	0	0	0	2
\ 9.15	3	1	0	0	0	0	0	0	4
9.30	9	1	1	0	0	0	0	0	11
10.00	9	2	0	0	0	0	0	0	11
10.30	7	0	0	0	0	0	0	0	7
11.00	9	0	0	0	0	0	0	1	9
11.30	7	3	0	0	0	0	0	0	10
12.00	18	1	0	0	0	0	0	1	19
12.30	19	2	0	0	0	0	0	0	21
13.00	19	1	0	1	0	0	0	0	21
13.30	8	1	0	0	0	0	0	0	9
14.00	2	1	0	0	0	0	0	0	3
14.30	4	1	0	0	0	0	0	0	5
15.00	9	3	0	0	0	0	0	1	12
15.30	11	1	0	0	0	0	0	13	12
/ 16.00	6	0	0	0	0	0	2	0	8
P 16.15	12	0	0	0	0	0	0	0	12
M 16.30	10	2	0	0	0	0	0	0	12
P 16.45	8	1	0	0	0	0	0	0	9
E 17.00	29	1	0	0	0	0	0	0	30
A 17.15	12	0	0	0	0	0	0	0	12
K 17.30	16	1	0	0	0	0	0	0	17
\ 17.45	8	0	0	0	0	0	1	0	9
18.00	11	0	0	0	0	0	0	0	11
18.30	6	0	0	0	0	0	0	0	6

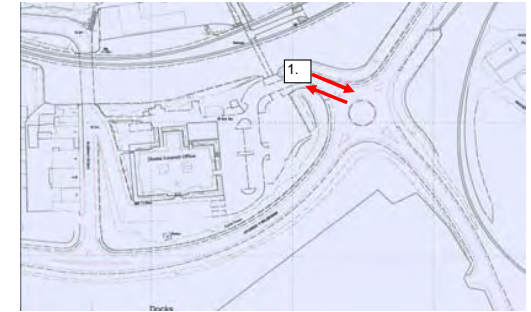
PK 800 - 0900	7	2	0	0	0	0	0	0	9
PK 1630-1730	59	4	0	0	0	0	0	0	63
2 HR AM PK	12	4	0	0	0	0	0	2	16
2 HR PM PK	101	5	0	0	0	0	3	0	109
12 HOUR TOTAL	261	26	1	1	0	0	3	18	292
% OF TOTAL	89.38	8.90	0.34	0.34	0.00	0.00	1.03	0.00	100



SITE Millennium Way - Cory Way
DIR Docks Office entrance from the roundabout
DATE: 21/03/06
DAY Tuesday

START PERIOD	CARS	LCV	MCV	HCV 2 AXLE	HCV 3 AXLE	HCV 4+ AXLE	MOTOR BUSES	MOTOR CYCLES	TOTAL
2	1	0	0	0	0	0	0	0	3
3	0	0	0	0	0	0	0	0	3
11	3	0	0	0	0	0	1	0	15
18	2	0	0	0	0	0	0	0	20
21	4	0	0	0	0	0	0	0	25
36	1	0	0	0	0	0	0	0	37
13	3	0	0	0	0	0	0	0	16
18	1	0	0	0	0	0	0	0	19
15	3	0	0	0	0	0	1	0	19
25	2	2	0	0	0	0	0	0	29
15	2	0	0	0	0	0	0	1	18
8	2	1	0	1	0	0	0	0	12
15	1	0	0	0	0	0	0	0	16
19	1	0	0	0	1	0	0	1	21
16	0	1	0	0	0	0	0	0	17
24	3	0	0	0	0	0	0	0	27
21	1	0	0	0	0	0	1	0	23
38	3	0	0	0	0	0	0	0	41
24	1	0	0	0	0	0	0	1	25
10	3	0	0	0	0	0	0	0	13
16	2	0	0	0	0	0	1	0	19
15	1	0	1	0	0	0	0	0	17
14	2	0	0	0	0	0	0	0	16
8	2	0	0	0	0	0	0	0	10
15	2	0	0	0	0	0	1	0	18
12	4	0	0	0	0	0	0	0	16
14	1	0	0	0	0	0	0	2	15
7	0	0	0	0	0	0	0	0	7
16	1	0	0	0	0	0	0	1	18
16	0	0	0	0	0	0	0	1	16
9	0	0	0	0	0	0	0	1	10
10	0	0	0	0	0	0	0	0	10

88	10	0	0	0	0	0	0	0	98
48	7	0	0	0	0	1	0	2	56
135	17	0	0	0	0	2	0	0	154
102	12	0	0	0	0	1	1	5	116
504	52	4	1	1	1	5	3	8	571
88.27	9.11	0.70	0.18	0.18	0.18	0.88	0.53	---	100



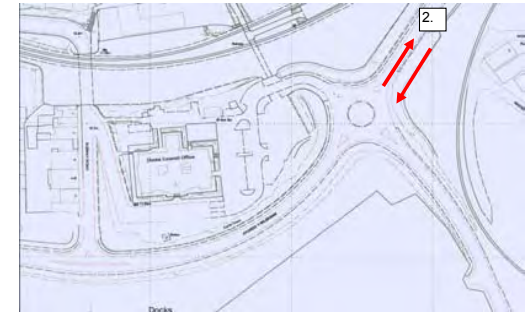
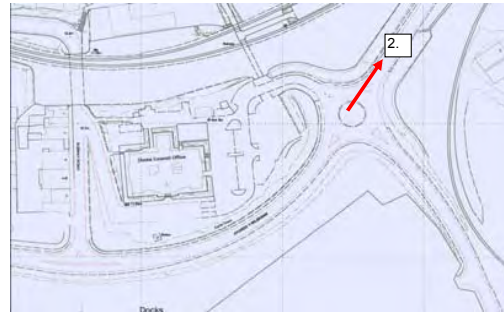
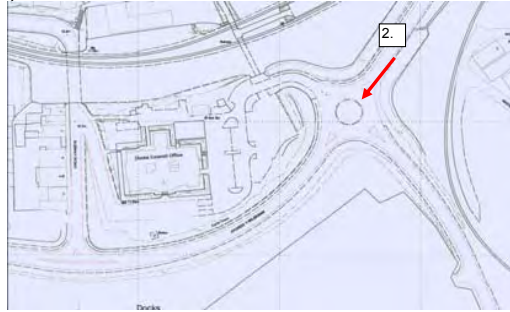
SITE Millennium Way - Cory Way
DIR Docks Office entrance - 2way
DATE: 21/03/06
DAY Tuesday

START PERIOD	CARS	LCV	MCV	HCV 2 AXLE	HCV 3 AXLE	HCV 4+ AXLE	MOTOR BUSES	MOTOR CYCLES	TOTAL
2	1	0	0	0	0	0	0	0	3
3	0	0	0	0	0	0	0	0	3
12	3	0	0	0	0	0	1	0	16
20	3	0	0	0	0	0	0	0	23
22	5	0	0	0	0	0	0	2	27
38	1	0	0	0	0	0	0	0	39
15	3	0	0	0	0	0	0	0	18
19	2	0	0	0	0	0	0	0	21
18	4	0	0	0	0	0	1	0	23
34	3	3	0	0	0	0	0	0	40
24	4	0	0	0	0	0	0	1	29
15	2	1	0	1	0	0	0	0	19
24	1	0	0	0	0	0	0	1	25
26	4	0	0	0	1	0	0	1	31
34	1	1	0	0	0	0	0	1	36
43	5	0	0	0	0	0	0	0	48
40	2	0	1	0	0	1	0	0	44
46	4	0	0	0	0	0	0	0	50
26	2	0	0	0	0	0	0	1	28
14	4	0	0	0	0	0	0	0	18
25	5	0	0	0	0	1	0	1	31
26	2	0	1	0	0	0	0	13	29
20	2	0	0	0	0	2	0	0	24
20	2	0	0	0	0	0	0	0	22
25	4	0	0	0	0	1	0	0	30
20	5	0	0	0	0	0	0	0	25
43	2	0	0	0	0	0	0	2	45
19	0	0	0	0	0	0	0	0	19
32	2	0	0	0	0	0	1	2	35
24	0	0	0	0	0	1	0	1	25
20	0	0	0	0	0	0	1	1	21
16	0	0	0	0	0	0	0	0	16

95	12	0	0	0	0	0	0	2	107
107	11	0	0	0	0	1	0	2	119
147	21	0	0	0	0	2	0	2	170
203	17	0	0	0	0	4	1	5	225
765	78	5	2	1	1	8	3	26	863
88.64	9.04	0.58	0.23	0.12	0.12	0.93	0.35	---	100

2 0 0 6

Three way count



SITE	Millennium Way - Cory Way	DATE:	21/03/06
DIR	Millennium Way east to roundabout - 1way	DAY	Tuesday

SITE	Millennium Way - Cory Way	DATE:	21/03/06
DIR	To Millennium Way east from the roundabout -1way	DAY	Tuesday

SITE	Millennium Way - Cory Way	DATE:	21/03/06
DIR	Millennium Way east - 2way	DAY	Tuesday

START PERIOD	CARS	LCV	MCV	HCV 2 AXLE	HCV 3 AXLE	HCV 4+ AXLE	MOTOR BUSES	MOTOR CYCLES	MOTOR CYCLES	TOTAL
7.00	54	11	2	3	1	2	1	2	1	76
7.30	39	14	3	1	0	2	0	0	0	59
AJ 7.45	64	11	0	3	1	3	2	1	0	85
MJ 8.00	58	29	2	3	0	3	1	1	1	97
PJ 8.15	91	13	3	8	1	1	0	0	0	117
EJ 8.30	125	29	2	0	1	1	0	0	1	158
AJ 8.45	127	15	4	4	0	1	8	0	0	159
KJ 9.00	111	25	1	2	0	1	0	0	0	140
\ 9.15	89	21	3	4	0	3	13	0	0	133
9.30	166	35	7	3	1	4	3	1	0	220
10.00	181	33	1	5	1	3	3	1	1	228
10.30	189	30	0	3	0	3	6	0	1	231
11.00	194	37	3	2	2	4	0	1	0	243
11.30	213	29	3	2	2	2	10	1	3	262
12.00	240	26	0	6	0	3	4	0	0	279
12.30	247	39	6	4	2	4	3	0	1	305
13.00	239	33	2	2	2	2	1	0	0	281
13.30	233	24	6	5	2	1	4	3	1	278
14.00	215	20	4	4	0	4	5	1	2	253
14.30	216	31	1	4	0	1	5	1	0	259
15.00	262	29	4	3	0	6	7	0	0	311
15.30	286	26	5	4	0	3	10	0	0	334
/ 16.00	142	18	3	1	0	1	9	1	0	175
PJ 16.15	166	22	2	0	0	0	5	1	0	196
MJ 16.30	176	28	1	0	0	4	9	0	2	218
PJ 16.45	205	24	2	0	0	1	2	0	1	234
EJ 17.00	216	22	2	2	0	1	2	3	7	248
AJ 17.15	171	16	0	1	0	1	1	2	1	192
KJ 17.30	194	10	2	2	0	2	1	0	1	211
\ 17.45	190	18	1	1	0	0	3	1	2	214
18.00	309	33	0	2	0	1	3	1	2	349
18.30	276	14	0	2	0	1	2	1	1	296

CARS	LCV	MCV	HCV 2 AXLE	HCV 3 AXLE	HCV 4+ AXLE	MOTOR BUSES	MOTOR CYCLES	MOTOR CYCLES	TOTAL
223	40	4	2	0	2	10	0	0	281
156	23	2	0	0	0	10	2	0	193
190	35	2	4	0	2	10	0	0	243
158	20	5	6	1	3	2	3	1	198
162	21	2	3	0	1	2	1	2	192
156	15	6	3	1	0	3	1	0	185
150	14	3	2	1	4	2	2	1	178
112	23	3	4	1	1	3	0	0	147
125	20	8	6	0	1	2	0	0	162
227	36	5	4	4	2	6	2	0	286
186	33	11	6	2	4	4	0	1	246
203	27	9	2	2	4	4	0	0	251
215	23	7	5	0	1	4	0	0	255
247	31	10	4	2	4	2	3	0	303
286	18	14	4	2	4	6	0	3	334
290	28	12	7	0	0	3	2	0	342
287	38	5	8	3	2	1	0	0	344
258	29	4	2	1	3	3	1	0	301
187	27	3	2	1	1	13	3	3	238
220	32	5	3	1	3	11	0	0	275
260	34	9	3	1	2	15	3	1	327
278	35	7	5	0	0	6	0	13	331
139	11	6	3	0	3	5	0	0	167
149	16	7	1	1	0	2	0	0	176
152	11	3	1	0	0	1	2	0	170
123	18	3	0	0	3	2	1	0	150
165	15	4	0	1	2	1	1	1	189
140	5	2	4	0	2	1	1	0	155
182	5	4	0	0	2	2	1	1	196
117	12	1	0	0	2	5	0	0	137
217	7	6	1	0	4	4	1	1	240
213	10	4	2	0	1	4	2	0	236

CARS	LCV	MCV	HCV 2 AXLE	HCV 3 AXLE	HCV 4+ AXLE	MOTOR BUSES	MOTOR CYCLES	MOTOR CYCLES	TOTAL
277	51	6	5	1	4	11	2	1	357
195	37	5	1	0	0	12	2	0	252
254	46	2	7	1	5	12	1	0	328
216	49	7	9	1	6	3	4	2	295
253	34	5	11	1	2	2	1	2	309
281	44	8	3	2	1	3	1	1	343
277	29	7	6	1	5	10	2	1	337
223	48	4	6	1	2	3	0	0	287
214	41	11	10	0	4	15	0	0	295
393	71	12	7	5	6	9	3	0	506
367	66	12	11	3	7	7	1	2	474
392	57	9	5	2	7	10	0	1	482
409	60	10	7	2	5	4	1	0	498
460	60	13	6	4	6	12	4	3	565
526	44	14	10	2	7	10	0	3	613
537	67	18	11	2	4	6	2	1	647
526	71	7	10	5	4	2	0	0	625
491	53	10	7	3	4	7	4	1	579
402	47	7	7	1	5	18	4	5	491
436	63	6	7	1	4	16	1	0	534
522	63	13	6	1	8	22	3	1	638
564	61	12	9	0	3	16	0	13	665
281	29	9	4	0	4	14	1	0	342
315	38	9	1	1	0	7	1	0	372
328	39	4	1	0	5	11	0	2	388
328	42	5	0	0	4	4	1	1	384
381	37	6	2	1	3	3	4	8	437
311	21	2	5	0	3	2	3	1	347
376	15	6	2	0	4	3	1	2	407
307	30	2	1	0	2	8	1	2	351
526	40	6	3	0	5	7	2	3	589
489	24	4	4	0	2	6	3	1	532

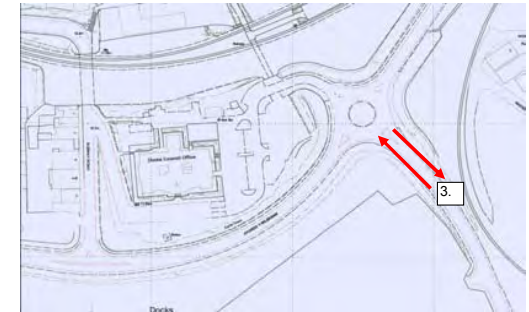
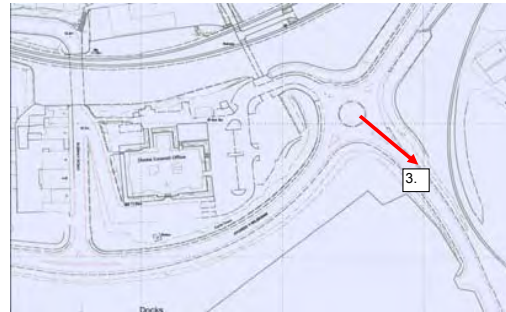
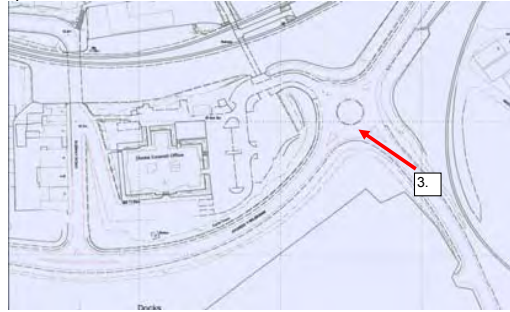
PK 800 - 0900	401	86	11	15	2	6	9	1	1	531
PK 1630-1730	768	90	5	3	0	7	14	5	11	892
2 HR AM PK	704	157	18	25	3	13	26	2	2	948
2 HR PM PK	1460	158	13	7	0	10	32	8	14	1688
12 HOUR TOTAL	5684	765	75	86	16	67	125	23	29	6841
% OF TOTAL	83.09	11.18	1.10	1.26	0.23	0.98	1.83	0.34	---	100

626	70	16	14	3	8	9	7	4	753
580	49	12	5	1	8	6	3	1	664
1209	171	31	28	4	12	34	9	4	1498
1167	93	30	9	2	15	20	4	2	1340
6173	712	176	98	25	64	150	30	28	7428
83.10	9.59	2.37	1.32	0.34	0.86	2.02	0.40	---	100

1027	156	27	29	5	14	18	8	6	1284
1348	139	17	8	1	15	20	8	12	1556
1913	328	49	53	7	25	60	11	6	2446
2627	251	43	16	2	25	52	12	16	3028
11857	1477	251	184	41	131	275	53	57	14269
83.10	10.35	1.76	1.29	0.29	0.92	1.93	0.37	---	100

2 0 0 6

Three way count



SITE Millennium Way - Cory Way DATE: 21/03/06
DIR Cory Way to roundabout - 1way DAY Tuesday

SITE Millennium Way - Cory Way DATE: 21/03/06
DIR To Cory Way from the roundabout - 1way DAY Tuesday

SITE Millennium Way - Cory Way DATE: 21/03/06
DIR Cory Way - 2way DAY Tuesday

START PERIOD	CARS	LCV	MCV	HCV 2 AXLE	HCV 3 AXLE	HCV 4+ AXLE	MOTOR BUSES	MOTOR CYCLES	MOTOR CYCLES	TOTAL
7.00	1	2	0	0	0	0	17	0	0	20
7.30	2	0	0	0	0	0	15	0	0	17
AJ 7.45	3	0	0	1	0	2	14	0	1	20
MJ 8.00	0	0	1	1	0	0	1	0	0	3
PI 8.15	0	3	1	2	0	1	0	0	0	7
EJ 8.30	5	0	0	1	1	0	0	0	0	7
AJ 8.45	3	2	0	0	0	2	0	0	0	7
KJ 9.00	6	1	0	1	1	1	1	0	0	11
\ 9.15	16	7	3	2	0	1	1	0	0	30
9.30	23	8	2	3	1	2	5	1	0	45
10.00	7	4	5	1	0	3	4	0	0	24
10.30	9	6	3	0	2	4	2	0	0	26
11.00	17	4	1	2	0	1	2	0	0	27
11.30	11	3	1	2	1	3	0	0	0	21
12.00	21	4	2	1	0	3	4	0	0	35
12.30	16	6	1	0	0	0	3	1	0	27
13.00	40	3	1	0	0	1	2	1	0	48
13.30	19	7	0	0	0	3	2	0	0	31
14.00	21	11	1	1	1	0	16	0	1	51
14.30	11	7	0	1	1	3	14	0	0	37
15.00	24	7	0	0	0	1	12	1	0	45
15.30	17	1	1	2	0	0	1	1	0	23
/ 16.00	8	1	2	2	0	2	1	0	0	16
PI 16.15	12	2	2	0	1	0	0	0	0	17
MJ 16.30	12	0	0	0	0	1	2	0	0	15
PI 16.45	20	7	0	0	0	2	0	0	0	29
EJ 17.00	26	4	0	0	1	2	1	0	1	34
AJ 17.15	20	1	2	3	0	1	1	1	0	29
KJ 17.30	21	1	1	0	0	1	1	2	1	27
\ 17.45	14	1	0	0	0	2	1	0	0	18
18.00	18	1	1	0	0	4	4	1	0	29
18.30	18	2	0	0	0	1	1	1	0	23

CARS	LCV	MCV	HCV 2 AXLE	HCV 3 AXLE	HCV 4+ AXLE	MOTOR BUSES	MOTOR CYCLES	MOTOR CYCLES	TOTAL
20	1	0	0	0	1	2	1	0	25
9	0	0	0	0	0	1	0	0	10
18	2	0	0	0	0	1	1	0	22
14	7	1	1	0	3	0	1	0	27
13	3	0	2	0	0	0	0	2	18
20	3	0	0	0	0	1	0	0	24
18	2	1	1	0	0	5	0	0	27
17	7	0	1	0	1	2	1	0	29
5	4	1	2	0	3	12	0	0	27
26	10	1	1	0	1	7	0	0	46
18	8	1	4	0	3	2	0	0	36
19	4	3	1	0	2	4	0	0	33
24	7	3	0	0	3	2	0	0	39
25	5	0	1	0	2	4	0	0	37
25	7	1	1	0	3	4	0	0	41
27	3	0	0	0	2	3	1	0	36
28	11	0	0	2	1	2	0	0	44
29	7	1	1	1	1	7	2	1	49
28	6	0	0	0	3	3	3	0	43
22	9	1	1	0	1	2	1	0	37
23	7	1	1	0	5	2	0	0	39
22	3	3	1	0	3	9	0	0	41
14	0	1	0	0	1	11	0	0	27
7	0	1	0	0	0	6	0	0	14
22	3	0	0	0	3	16	1	0	45
12	2	0	0	0	2	3	0	0	19
8	3	0	1	0	0	4	0	0	16
10	0	0	1	0	1	1	0	0	13
5	1	0	2	0	2	0	0	0	10
4	1	0	1	0	0	2	0	0	8
11	1	0	2	0	0	5	0	0	19
6	0	0	1	0	0	4	0	0	11

CARS	LCV	MCV	HCV 2 AXLE	HCV 3 AXLE	HCV 4+ AXLE	MOTOR BUSES	MOTOR CYCLES	MOTOR CYCLES	TOTAL
21	3	0	0	0	1	19	1	0	45
11	0	0	0	0	0	16	0	0	27
21	2	0	1	0	2	15	1	1	42
14	7	2	2	0	3	1	1	0	30
13	6	1	4	0	1	0	0	2	25
25	3	0	1	1	0	1	0	0	31
21	4	1	1	0	2	5	0	0	34
23	8	0	2	1	2	3	1	0	40
21	11	4	4	0	4	13	0	0	57
49	18	3	4	1	3	12	1	0	91
25	12	6	5	0	6	6	0	0	60
28	10	6	1	2	6	6	0	0	59
41	11	4	2	0	4	4	0	0	66
36	8	1	3	1	5	4	0	0	58
46	11	3	2	0	6	8	0	0	76
43	9	1	0	0	2	6	2	0	63
68	14	1	0	2	2	4	1	0	92
48	14	1	1	1	4	9	2	1	80
49	17	1	1	1	3	19	3	1	94
33	16	1	2	1	4	16	1	0	74
47	14	1	1	0	6	14	1	0	84
39	4	4	3	0	3	10	1	0	64
22	1	3	2	0	3	12	0	0	43
19	2	3	0	1	0	6	0	0	31
34	3	0	0	0	4	18	1	0	60
32	9	0	0	0	4	3	0	0	48
34	7	0	1	1	2	5	0	1	50
30	1	2	4	0	2	2	1	0	42
26	2	1	2	0	3	1	2	1	37
18	2	0	1	0	2	3	0	0	26
29	2	1	2	0	4	9	1	0	48
24	2	0	1	0	1	5	1	0	34

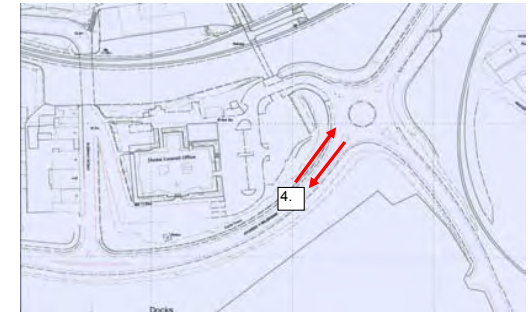
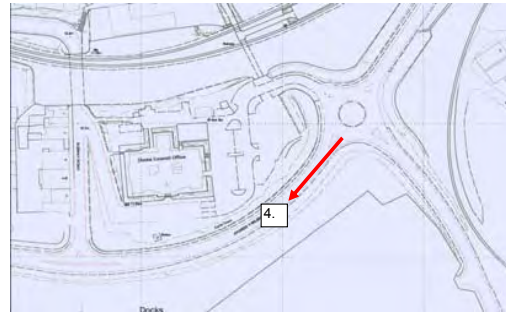
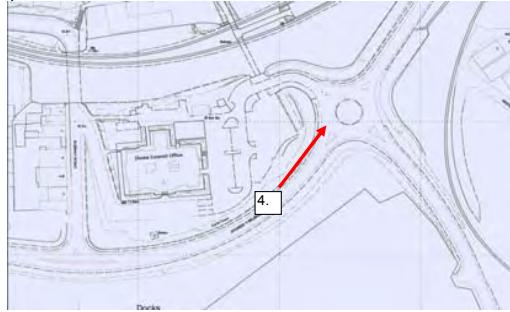
PK 800 - 0900	8	5	2	4	1	3	1	0	0	24
PK 1630-1730	78	12	2	3	1	6	4	1	1	107
2 HR AM PK	35	13	5	8	2	7	32	0	1	102
2 HR PM PK	133	17	7	5	2	11	7	3	2	185
12 HOUR TOTAL	441	106	31	26	10	47	128	10	4	799
% OF TOTAL	55.19	13.27	3.88	3.25	1.25	5.88	16.02	1.25	---	100

65	15	2	4	0	3	6	1	2	96
52	8	0	2	0	6	24	1	0	93
114	28	3	7	0	7	22	3	2	184
82	10	2	5	0	9	43	1	0	152
549	127	20	27	3	47	127	12	3	912
60.20	13.93	2.19	2.96	0.33	5.15	13.93	1.32	---	100

73	20	4	8	1	6	7	1	2	120
130	20	2	5	1	12	28	2	1	200
149	41	8	15	2	14	54	3	3	286
215	27	9	10	2	20	50	4	2	337
990	233	51	53	13	94	255	22	7	1711
57.86	13.62	2.98	3.10	0.76	5.49	14.90	1.29	---	100

2 0 0 6

Three way count



SITE	Millennium Way - Cory Way	DATE:	21/03/06
DIR	Millennium Way west to roundabout - 1way	DAY	Tuesday

SITE	Millennium Way - Cory Way	DATE:	21/03/06
DIR	Millennium Way west from the roundabout - 1way	DAY	Tuesday

SITE	Millennium Way - Cory Way	DATE:	21/03/06
DIR	Millennium Way west - 2way	DAY	Tuesday

START PERIOD	CARS	LCV	MCV	HCV 2 AXLE	HCV 3 AXLE	HCV 4+ AXLE	MOTOR BUSES	MOTOR CYCLES	MOTOR CYCLES	TOTAL
7.00	229	40	4	2	0	2	1	1	0	279
7.30	161	23	2	0	0	0	1	2	0	189
A 7.45	197	36	2	3	0	0	1	0	0	239
M 8.00	165	22	6	5	1	3	1	3	1	206
P 8.15	172	21	1	3	0	0	2	1	2	200
E 8.30	169	18	6	3	0	0	4	1	0	201
A 8.45	164	15	3	2	1	2	2	2	1	191
K 9.00	120	24	3	4	0	0	4	1	0	156
\ 9.15	121	16	5	5	0	0	3	0	0	150
9.30	230	37	3	4	3	0	7	2	0	286
10.00	193	32	11	7	2	1	3	0	1	249
10.30	208	26	10	2	1	0	5	0	0	252
11.00	216	22	9	3	0	0	6	0	0	256
11.30	254	28	10	2	1	2	3	3	0	303
12.00	290	15	15	3	2	1	2	0	2	328
12.30	303	26	12	7	0	0	1	2	0	351
13.00	275	40	4	7	4	1	2	0	0	333
13.30	275	28	4	2	1	0	7	3	0	320
14.00	205	29	2	2	0	1	3	6	2	248
14.30	228	32	6	3	0	0	6	0	0	275
15.00	261	33	10	3	1	1	7	2	0	318
15.30	277	37	8	3	0	0	6	0	0	331
/ 16.00	143	11	6	1	0	1	7	0	0	169
P 16.15	141	14	7	1	0	0	3	0	0	166
M 16.30	153	11	3	1	0	0	11	1	0	180
P 16.45	121	12	3	0	0	2	3	1	0	142
E 17.00	136	14	4	1	0	0	2	1	1	158
A 17.15	129	5	1	1	0	1	1	1	0	139
K 17.30	163	3	4	0	0	2	1	0	1	173
\ 17.45	111	11	1	0	0	0	5	0	0	128
18.00	204	8	6	1	0	0	3	1	1	223
18.30	201	8	4	2	0	0	5	1	0	221

CARS	LCV	MCV	HCV 2 AXLE	HCV 3 AXLE	HCV 4+ AXLE	MOTOR BUSES	MOTOR CYCLES	MOTOR CYCLES	TOTAL
39	11	2	3	1	1	7	2	1	66
34	14	3	1	0	0	7	0	0	59
47	7	0	3	1	3	5	0	1	66
37	24	3	2	0	0	1	0	1	67
69	10	3	8	1	1	0	0	0	92
91	28	2	1	1	1	0	0	1	124
115	13	3	3	0	1	3	0	0	138
90	21	1	2	0	0	0	0	0	114
85	19	2	3	0	0	2	0	0	111
151	32	4	5	1	3	2	2	0	200
174	28	5	3	1	0	4	4	0	215
184	29	0	2	0	1	5	0	1	221
189	32	3	2	2	1	2	1	0	232
193	27	4	1	2	0	7	1	2	235
246	22	1	5	0	0	0	0	1	274
241	39	7	4	2	2	1	0	1	296
246	28	2	3	1	1	1	1	0	283
214	22	5	4	1	0	3	3	0	252
202	26	4	4	0	1	8	1	1	246
205	28	1	4	0	0	12	0	0	250
260	28	4	2	0	1	8	0	1	303
277	25	4	2	0	0	2	1	13	311
132	17	4	1	0	0	5	1	0	160
175	20	3	0	0	0	0	1	0	199
172	27	1	0	0	1	3	0	2	204
215	21	2	0	0	0	0	0	1	238
235	23	2	2	0	1	0	3	6	266
183	17	1	0	0	0	1	3	1	205
197	9	3	0	0	1	1	0	0	211
188	17	1	0	0	0	2	1	1	209
312	34	1	0	0	1	1	1	1	350
276	14	0	1	0	1	0	1	1	293

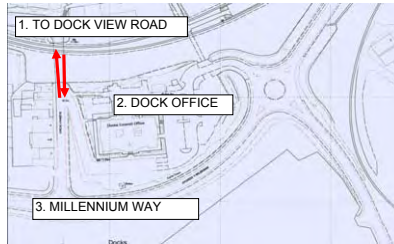
CARS	LCV	MCV	HCV 2 AXLE	HCV 3 AXLE	HCV 4+ AXLE	MOTOR BUSES	MOTOR CYCLES	MOTOR CYCLES	TOTAL
268	51	6	5	1	3	8	3	1	345
195	37	5	1	0	0	8	2	0	248
244	43	2	6	1	3	6	0	1	305
202	46	9	7	1	3	2	3	2	273
241	31	4	11	1	1	2	1	2	292
260	46	8	4	1	1	4	1	1	325
279	28	6	5	1	3	5	2	1	329
210	45	4	6	0	0	4	1	0	270
206	35	7	8	0	0	5	0	0	261
381	69	7	9	4	3	9	4	0	486
367	60	16	10	3	1	7	0	2	464
392	55	10	4	1	1	10	0	1	473
405	54	12	5	2	1	8	1	0	488
447	55	14	3	3	2	10	4	2	538
536	37	16	8	2	1	2	0	3	602
544	65	19	11	2	2	2	2	1	647
521	68	6	10	5	2	3	1	0	616
489	50	9	6	2	0	10	6	0	572
407	55	6	6	0	2	11	7	3	494
433	60	7	7	0	0	18	0	0	525
521	61	14	5	1	2	15	2	1	621
554	62	12	5	0	0	8	1	13	642
275	28	10	2	0	1	12	1	0	329
316	34	10	1	0	0	3	1	0	365
325	38	4	1	0	1	14	1	2	384
336	33	5	0	0	2	3	1	1	380
371	37	6	3	0	1	2	4	7	424
312	22	2	1	0	1	2	4	1	344
360	12	7	0	0	3	2	0	1	384
299	28	2	0	0	0	7	1	1	337
516	42	7	1	0	1	4	2	2	573
477	22	4	3	0	1	5	2	1	514

PK 800 - 0900	670	76	16	13	2	5	9	7	1	798
PK 1630-1730	539	42	11	3	0	3	17	4	1	619
2 HR AM PK	1269	175	28	25	2	5	18	10	4	1532
2 HR PM PK	1097	81	29	5	0	6	33	4	2	1255
12 HOUR TOTAL	6215	697	175	83	17	20	118	35	12	7360
% OF TOTAL	84.44	9.47	2.38	1.13	0.23	0.27	1.60	0.48	---	100

312	75	11	14	2	3	4	0	2	421
805	88	6	2	0	2	4	6	10	913
568	136	17	23	3	6	18	0	3	771
1497	151	17	3	0	3	12	9	11	1692
5474	712	81	71	14	22	93	23	38	6490
84.35	10.97	1.25	1.09	0.22	0.34	1.43	0.35	---	100

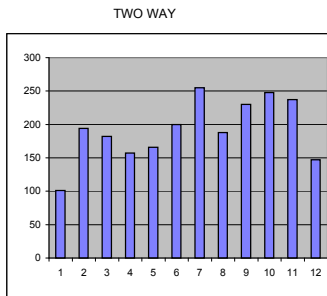
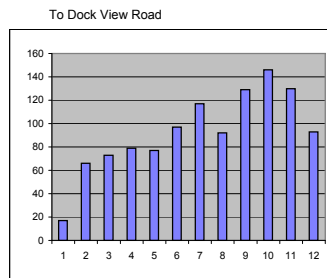
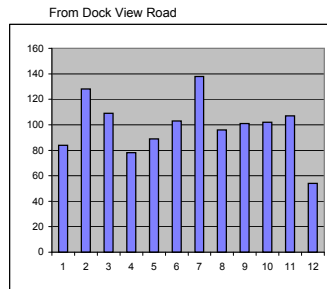
982	151	27	27	4	8	13	7	6	1219
1344	130	17	5	0	5	21	10	11	1532
1837	311	45	48	5	11	36	10	7	2303
2594	232	46	8	0	9	45	13	13	2947
11689	1409	256	154	31	42	211	58	50	13850
84.40	10.17	1.85	1.11	0.22	0.30	1.52	0.42	---	100

2 0 0 3



SITE SUBWAY ROAD / DOCK OFFICE
From Dock View Road DATE: 20-Nov-03

START PERIOD	CARS	L.C.V.	MCV	HCV 2 AXLE	HCV 3 AXLE	HCV 4 AXLE	HCV 5 AXLE	MOTOR BUSES	HAZ CYCLES	HAZ LOAD	CYCLES	TOTAL
7.00	24	8	0	0	0	0	0	0	0	0	0	32
/	19	4	0	0	0	0	0	0	0	0	0	23
A	23	4	2	0	0	0	0	0	0	0	0	29
M	27	6	0	0	0	0	0	2	0	0	0	35
P	27	5	1	0	0	0	0	0	2	0	0	35
E	31	3	1	0	0	0	0	0	0	0	0	35
A	19	2	0	2	0	0	0	0	0	0	0	23
K	19	7	0	0	0	0	0	3	0	0	0	29
\	27	3	0	0	0	0	0	2	0	0	0	32
9.30	36	8	0	2	0	0	0	1	1	0	1	43
10.00	39	2	0	1	1	0	0	0	0	0	0	48
10.30	28	7	0	0	0	0	0	0	0	0	1	35
11.00	25	7	1	1	0	0	1	0	0	0	0	35
11.30	41	13	0	0	0	0	0	0	0	0	0	54
12.00	26	3	0	0	0	0	0	1	0	0	0	30
12.30	59	10	2	1	0	0	0	0	1	0	0	73
13.00	59	7	0	1	0	0	0	0	2	0	1	69
13.30	60	7	1	0	0	0	0	0	1	0	0	69
14.00	37	5	1	0	0	0	0	0	0	0	0	43
14.30	47	3	2	0	0	0	0	1	0	0	0	53
15.00	42	9	1	1	0	0	0	4	2	0	0	59
15.30	36	4	0	1	0	0	0	1	0	0	0	42
/	29	3	1	0	0	0	0	0	0	0	0	33
P	16	4	0	0	0	0	0	0	0	0	0	20
M	24	1	0	0	0	0	0	2	0	0	0	27
P	19	2	0	1	0	0	0	0	0	0	0	22
E	39	3	0	0	0	0	0	0	0	0	0	42
A	22	1	0	0	0	0	0	0	0	0	1	23
K	21	0	0	0	0	0	0	0	0	0	1	21
\	19	2	0	0	0	0	0	0	0	0	0	21
18.00	28	1	0	0	0	0	0	0	1	0	0	30
18.30	23	1	0	0	0	0	0	0	0	0	0	24



SITE SUBWAY ROAD / DOCK OFFICE
To Dock View Road DATE: 20-Nov-03

START PERIOD	CARS	L.C.V.	MCV	HCV 2 AXLE	HCV 3 AXLE	HCV 4 AXLE	HCV 5 AXLE	MOTOR BUSES	HAZ CYCLES	HAZ LOAD	CYCLES	TOTAL
7.00	4	1	0	0	0	0	0	0	0	0	0	5
/	4	1	0	0	0	0	0	0	1	0	0	6
A	5	0	1	0	0	0	0	0	0	0	0	6
M	16	0	0	0	0	0	0	0	0	0	0	16
P	14	3	0	0	0	0	0	0	0	0	0	17
E	17	2	0	0	0	0	0	0	0	0	1	19
A	13	1	0	0	0	0	0	0	0	0	0	14
K	15	2	1	1	0	0	0	1	0	0	0	20
\	14	1	0	0	0	0	0	0	0	0	0	15
9.30	29	5	2	0	0	0	0	1	1	0	0	38
10.00	30	8	0	1	0	0	0	0	0	0	0	39
10.30	31	8	0	0	0	0	0	1	0	0	0	40
11.00	28	5	0	0	0	0	1	1	0	0	0	35
11.30	35	6	0	0	0	0	0	0	1	0	0	42
12.00	48	5	2	0	0	0	0	1	0	0	0	56
12.30	34	4	0	0	0	0	0	1	2	0	0	41
13.00	49	7	1	0	0	0	0	0	1	0	0	58
13.30	52	3	1	0	1	0	0	2	0	0	0	59
14.00	46	2	0	0	0	0	0	0	0	0	1	48
14.30	38	4	1	0	0	0	0	0	1	0	0	44
15.00	58	8	0	1	0	0	0	1	0	0	0	68
15.30	54	6	0	1	0	0	0	0	0	0	0	61
/	30	2	0	0	0	0	0	1	1	0	0	34
P	29	3	0	0	0	0	0	1	0	0	0	33
M	34	6	0	0	0	0	0	2	0	0	0	42
P	34	2	0	0	0	0	0	1	0	0	0	37
E	58	4	2	0	0	0	0	0	1	0	0	65
A	23	0	0	0	0	0	0	1	0	0	0	24
K	19	0	1	0	0	0	0	0	0	0	0	20
\	20	1	0	0	0	0	0	0	0	0	0	21
18.00	46	2	0	0	0	0	0	1	1	0	0	50
18.30	39	4	0	0	0	0	0	0	0	0	0	43

PK 0800 - 0900	60	6	0	0	0	0	0	0	0	0	0	1	66
PK 1630-1730	149	12	2	0	0	0	0	4	1	0	0	0	168
2 HR AM PK	98	10	2	1	0	0	0	2	0	0	1	113	
2 HR PM PK	247	18	3	0	0	0	0	6	2	0	0	276	
12 HR TOTAL	966	106	12	4	1	0	1	17	9	0	2	1116	
% OF TOTAL	86.56	9.50	1.08	0.36	0.09	0.00	0.09	1.52	0.81	---	---	100	

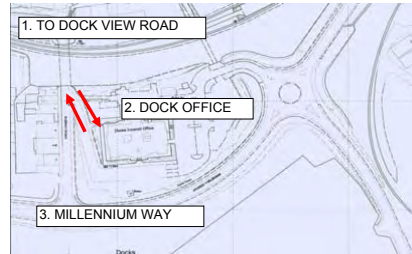
PK 800 - 0900	104	16	2	2	0	0	0	2	2	0	0	128
PK 1630-1730	104	7	0	1	0	0	0	2	0	0	1	114
2 HR AM PK	192	34	4	2	0	0	0	7	2	0	0	241
2 HR PM PK	189	16	1	1	0	0	0	2	0	0	2	209
12 HOUR TOTAL	991	145	13	11	1	0	1	17	10	0	5	1189
% OF TOTAL	83.35	12.20	1.09	0.93	0.08	0.00	0.08	1.43	0.84	---	---	100

	FACTORS			
	12HR/AMPK	12HR/MPK	12HR/AMPK2HR	2HR/MPK2HRS
From Colcot Rd	9.29	10.43	4.93	5.69
To Colcot Rd	16.91	6.64	9.88	4.04
Two-way traffic	11.88	8.17	6.51	4.75



	TWO WAY TRAFFIC												
	PK 0800 - 0900	PK 1630-1730	2 HR AM PK	2 HR PM PK	12 HR TOTAL	% OF TOTAL	PK 0800 - 0900	PK 1630-1730	2 HR AM PK	2 HR PM PK	12 HR TOTAL	% OF TOTAL	
PK 0800 - 0900	164	22	2	2	0	0	0	0	2	2	0	1	194
PK 1630-1730	253	19	2	1	0	0	0	6	1	0	1	282	
2 HR AM PK	290	44	6	3	0	0	0	9	2	0	1	354	
2 HR PM PK	436	34	4	1	0	0	0	8	2	0	2	485	
12 HR TOTAL	1957	251	25	15	2	0	2	34	19	0	7	2305	
% OF TOTAL	84.90	10.89	1.08	0.65	0.09	0.00	0.09	1.48	0.82	---	---	100	

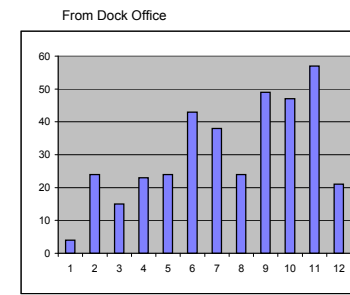
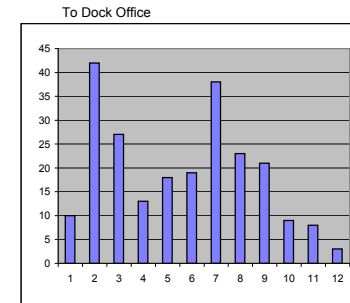
2 0 0 3



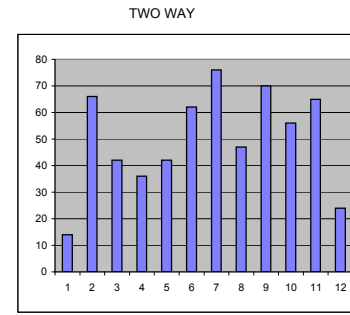
SITE	SUBWAY ROAD / DOCK OFFICE To Dock Office	DATE:	20-Nov-03
------	---	-------	-----------

SITE	SUBWAY ROAD / DOCK OFFICE From Dock Office	DATE:	20-Nov-03
------	---	-------	-----------

START PERIOD	CARS	L.C.V.	MCV	HCV 2 AXLE	HCV 3 AXLE	HCV 4 AXLE	HCV 5 AXLE	MOTOR BUSES	MOTOR CYCLES	HAZ LOAD	CYCLES	TOTAL
7.00	1	0	0	0	0	0	0	0	0	0	0	1
/												0
7.30	0	0	0	0	0	0	0	0	0	0	0	0
AJ	9	0	0	0	0	0	0	0	0	0	0	9
MJ	5	0	0	0	0	0	0	0	0	0	0	5
PI	9	2	0	0	0	0	0	0	0	0	0	11
EJ	8.30	14	2	1	0	0	0	0	0	0	0	17
AJ	8.45	9	0	0	0	0	0	0	0	0	0	9
KJ	9.00	8	1	0	0	0	0	0	0	0	0	9
\	9.15	5	1	0	0	0	0	0	0	0	0	6
9.30	9	2	0	0	0	0	0	1	0	0	0	12
10.00	5	0	0	0	0	0	0	0	0	0	0	5
10.30	7	1	0	0	0	0	0	0	0	0	0	8
11.00	6	0	0	0	0	0	0	0	0	0	0	6
11.30	9	3	0	0	0	0	0	0	0	0	0	12
12.00	9	1	0	0	0	0	0	0	0	0	0	10
12.30	6	3	0	0	0	0	0	0	0	0	0	9
13.00	15	1	0	0	0	0	0	0	0	0	1	16
13.30	21	1	0	0	0	0	0	0	0	0	0	22
14.00	10	1	1	0	0	0	0	0	0	0	0	12
14.30	10	1	0	0	0	0	0	0	0	0	0	11
15.00	10	2	0	0	0	0	0	0	0	0	0	12
15.30	8	1	0	0	0	0	0	0	0	0	0	9
/	16.00	2	1	1	0	0	0	0	0	0	0	4
PI	16.15	0	0	0	0	0	0	0	0	0	0	0
MJ	16.30	2	0	0	0	0	0	0	0	0	0	2
PI	16.45	2	1	0	0	0	0	0	0	0	0	3
EJ	17.00	1	0	0	0	0	0	0	0	0	0	1
AJ	17.15	2	0	0	0	0	0	0	0	0	0	2
KJ	17.30	4	0	0	0	0	0	0	0	0	1	4
\	17.45	1	0	0	0	0	0	0	0	0	0	1
18.00	1	0	0	0	0	0	0	0	0	0	0	1
18.30	2	0	0	0	0	0	0	0	0	0	0	2



START PERIOD	CARS	L.C.V.	MCV	HCV 2 AXLE	HCV 3 AXLE	HCV 4 AXLE	HCV 5 AXLE	MOTOR BUSES	MOTOR CYCLES	HAZ LOAD	CYCLES	TOTAL
7.00	2	0	0	0	0	0	0	0	0	0	0	2
/												0
7.30	1	1	0	0	0	0	0	0	0	0	0	2
AJ	8.00	9	0	0	0	0	0	0	0	0	0	9
MJ	8.15	3	0	0	0	0	0	0	0	0	0	3
PI	8.30	7	0	0	0	0	0	0	0	0	0	7
EJ	8.45	5	0	0	0	0	0	0	0	0	0	5
AJ	9.00	4	0	0	0	0	0	0	0	0	0	4
KJ	9.15	3	0	0	0	0	0	0	0	0	0	3
\	9.30	5	1	1	0	0	0	0	1	0	0	8
10.00	9	3	0	0	0	0	0	0	0	0	0	12
10.30	7	4	0	0	0	0	0	0	0	0	0	11
11.00	8	2	0	0	0	0	0	0	0	0	0	10
11.30	11	3	0	0	0	0	0	0	0	0	0	14
12.00	21	1	0	0	0	0	0	0	0	0	0	22
12.30	18	1	0	0	0	0	0	0	2	0	0	21
13.00	18	4	0	0	0	0	0	0	1	0	0	23
13.30	12	1	1	0	1	0	0	0	0	0	0	15
14.00	14	1	0	0	0	0	0	0	0	0	0	15
14.30	9	0	0	0	0	0	0	0	0	0	0	9
15.00	19	5	0	0	0	0	0	0	0	0	0	24
15.30	19	6	0	0	0	0	0	0	0	0	0	25
/	16.00	12	0	0	0	0	0	0	1	0	0	13
PI	16.15	6	0	0	0	0	0	0	0	0	0	6
MJ	16.30	11	3	0	0	0	0	0	0	0	0	14
PI	16.45	13	0	0	0	0	0	0	1	0	0	14
EJ	17.00	31	2	1	0	0	0	0	0	1	0	35
AJ	17.15	9	0	0	0	0	0	0	0	0	0	9
KJ	17.30	8	0	0	0	0	0	0	0	0	0	8
\	17.45	4	1	0	0	0	0	0	0	0	0	5
18.00	12	0	0	0	0	0	0	0	0	0	0	12
18.30	9	0	0	0	0	0	0	0	0	0	0	9



PK 800 - 0900	37	4	1	0	0	0	0	0	0	0	0	42
PK 1630-1730	7	1	0	0	0	0	0	0	0	0	0	8
2 HR AM PK	59	6	1	0	0	0	0	0	0	0	0	66
2 HR PM PK	14	2	1	0	0	0	0	0	0	0	1	17
12 HOUR TOTAL	202	25	3	0	0	0	0	1	0	0	2	231
% OF TOTAL	87.45	10.82	1.30	0.00	0.00	0.00	0.00	0.43	0.00	---	---	100

	TWO WAY TRAFFIC											TOTAL
	CARS	L.C.V.	MCV	HCV 2 AXLE	HCV 3 AXLE	HCV 4 AXLE	HCV 5 AXLE	MOTOR BUSES	MOTOR CYCLES	HAZ LOAD	CYCLES	
PK 0800 - 0900	61	4	1	0	0	0	0	0	0	0	0	66
PK 1630-1730	71	6	1	0	0	0	0	1	1	0	0	80
2 HR AM PK	91	7	1	0	0	0	0	0	0	0	0	99
2 HR PM PK	108	8	2	0	0	0	0	2	1	0	1	121
12 HR TOTAL	521	64	6	0	1	0	0	4	4	0	2	600
% OF TOTAL	86.83	10.67	1.00	0.00	0.17	0.00	0.00	0.67	0.67	---	---	100

PK 800 - 0900	37	4	1	0	0	0	0	0	0	0	0	42
PK 1630-1730	7	1	0	0	0	0	0	0	0	0	0	8
2 HR AM PK	59	6	1	0	0	0	0	0	0	0	0	66
2 HR PM PK	14	2	1	0	0	0	0	0	0	0	1	17
12 HOUR TOTAL	202	25	3	0	0	0	0	1	0	0	2	231
% OF TOTAL	87.45	10.82	1.30	0.00	0.00	0.00	0.00	0.43	0.00	---	---	100

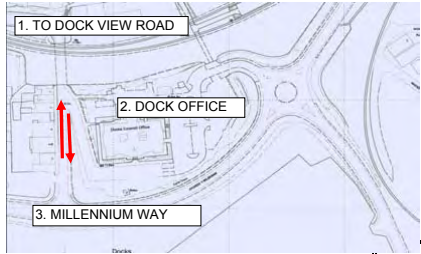
	FACTORS			
	12HR/AMPK	12HR/PMPK	12HR/AMPK2HR	12HR/PMPK2HR
To Weycock	5.50	28.88	3.50	13.59
From Weycock	15.38	5.13	11.18	3.55
Two-way traffic	9.09	7.50	6.06	4.96



2 0 0 3

SITE SUBWAY ROAD / DOCK OFFICE
From Millennium Way

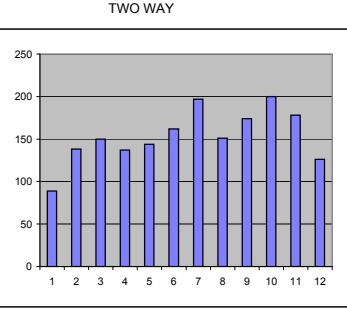
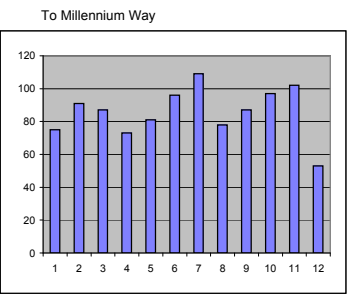
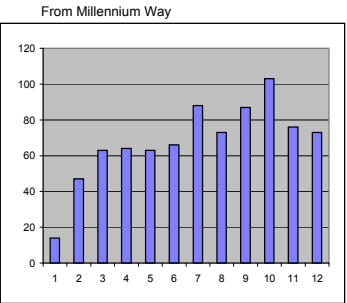
DATE:
20-Nov-03



SITE SUBWAY ROAD / DOCK OFFICE
To Millennium Way

DATE:
20-Nov-03

START PERIOD	CARS	L.C.V.	MCV	HCV 2 AXLE	HCV 3 AXLE	HCV 4 AXLE	HCV 5 AXLE	MOTOR BUSES	CYCLES	HAZ LOAD	CYCLES	TOTAL
7.00	2	1	0	0	0	0	0	0	0	0	0	3
/ 7.30	3	0	0	0	0	0	0	1	0	0	0	4
A\ 7.45	6	0	1	0	0	0	0	0	0	0	0	7
M\ 8.00	7	0	0	0	0	0	0	0	0	0	0	7
P\ 8.15	11	4	0	0	0	0	0	0	0	0	0	15
E\ 8.30	11	4	0	0	0	0	0	0	0	0	1	15
A\ 8.45	9	1	0	0	0	0	0	0	0	0	0	10
K\ 9.00	14	2	1	1	0	0	0	1	0	0	0	19
\ 9.15	11	1	0	0	0	0	0	0	0	0	0	12
9.30	24	4	2	0	0	0	0	1	1	0	0	32
10.00	25	5	0	1	0	0	0	0	0	0	0	31
10.30	26	6	0	0	0	0	0	1	0	0	0	33
11.00	22	3	0	0	0	0	1	1	0	0	0	27
11.30	31	4	0	0	0	0	0	0	1	0	0	36
12.00	35	5	2	0	0	0	0	1	0	0	0	43
12.30	18	4	0	0	0	0	0	1	0	0	0	23
13.00	36	3	1	0	0	0	0	0	0	0	0	40
13.30	44	2	0	0	0	0	0	2	0	0	0	48
14.00	34	2	1	0	0	0	0	0	0	0	1	37
14.30	29	5	1	0	0	0	0	0	1	0	0	36
15.00	43	4	0	1	0	0	0	1	0	0	0	49
15.30	35	2	0	1	0	0	0	0	0	0	0	38
/ 16.00	20	2	0	0	0	0	0	0	1	0	0	23
P\ 16.15	23	3	0	0	0	0	0	1	0	0	0	27
M\ 16.30	24	3	0	0	0	0	0	2	0	0	0	29
P\ 16.45	22	2	0	0	0	0	0	0	0	0	0	24
E\ 17.00	27	2	1	0	0	0	0	0	0	0	0	30
A\ 17.15	16	0	0	0	0	0	0	1	0	0	0	17
K\ 17.30	12	0	1	0	0	0	0	0	0	0	0	13
\ 17.45	16	0	0	0	0	0	0	0	0	0	0	16
18.00	32	3	0	0	0	0	0	1	1	0	0	37
18.30	32	4	0	0	0	0	0	0	0	0	0	36



PK 800 - 0900	38	9	0	0	0	0	0	0	0	0	0	100
PK 1630-1730	89	7	1	0	0	0	0	3	0	0	0	100
2 HR AM PK	72	12	2	1	0	0	0	2	0	0	1	89
2 HR PM PK	160	12	2	0	0	0	0	4	1	0	0	179
12 HOUR TO	700	81	11	4	0	0	1	15	5	0	2	817
% OF TOTAL	85.68	9.91	1.35	0.49	0.00	0.00	0.12	1.84	0.61	---	---	100

	FACTORS			
	12HR/AMPK	12HR/PMPK	12HR/AMPK2HR	12HR/PMPK2HR
From Wenvoe	17.38	8.17	9.18	4.56
To Wenvoe	11.31	9.35	5.59	5.17
Two-way traf	13.38	8.79	6.76	4.88

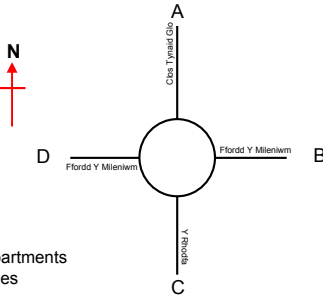
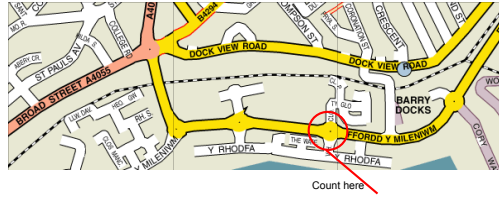


START PERIOD	CARS	L.C.V.	MCV	HCV 2 AXLE	HCV 3 AXLE	HCV 4 AXLE	HCV 5 AXLE	MOTOR BUSES	CYCLES	HAZ LOAD	CYCLES	TOTAL
7.00	23	8	0	0	0	0	0	0	0	0	0	31
/ 7.30	19	4	0	0	0	0	0	0	0	0	0	23
A\ 7.45	15	4	2	0	0	0	0	0	0	0	0	21
M\ 8.00	22	6	0	0	0	0	0	2	0	0	0	30
P\ 8.15	18	4	1	0	0	0	0	0	2	0	0	25
E\ 8.30	18	3	0	0	0	0	0	0	0	0	0	21
A\ 8.45	11	2	0	2	0	0	0	0	0	0	0	15
K\ 9.00	14	6	0	0	0	0	0	3	0	0	0	23
\ 9.15	22	2	0	0	0	0	0	2	0	0	0	26
9.30	27	6	1	2	0	0	0	1	1	0	1	38
10.00	38	2	0	1	1	0	0	0	0	0	0	42
10.30	23	8	0	0	0	0	0	0	0	0	1	31
11.00	21	7	1	1	0	0	1	0	0	0	0	31
11.30	39	11	0	0	0	0	0	0	0	0	0	50
12.00	25	3	0	0	0	0	0	1	0	0	0	29
12.30	55	8	2	1	0	0	0	0	1	0	0	67
13.00	49	6	0	1	0	0	0	0	2	0	0	58
13.30	43	6	1	0	0	0	0	0	1	0	0	51
14.00	29	5	1	0	0	0	0	0	0	0	0	35
14.30	37	3	2	0	0	0	0	1	0	0	0	43
15.00	36	8	1	1	0	0	0	4	2	0	0	52
15.30	28	5	0	1	0	0	0	1	0	0	0	35
/ 16.00	29	2	0	0	0	0	0	0	0	0	0	31
P\ 16.15	16	4	0	0	0	0	0	0	0	0	0	20
M\ 16.30	23	1	0	0	0	0	0	2	0	0	0	26
P\ 16.45	18	1	0	1	0	0	0	0	0	0	0	20
E\ 17.00	38	3	0	0	0	0	0	0	0	0	0	41
A\ 17.15	22	1	0	0	0	0	0	0	0	0	1	23
K\ 17.30	18	0	0	0	0	0	0	0	0	0	0	18
\ 17.45	18	2	0	0	0	0	0	0	0	0	0	20
18.00	27	1	0	0	0	0	0	0	1	0	0	29
18.30	23	1	0	0	0	0	0	0	0	0	0	24

PK 0800 - 0900	69	15	1	2	0	0	0	2	2	0	0	91
PK 1630-1730	101	6	0	1	0	0	0	2	0	0	1	110
2 HR AM PK	139	31	3	2	0	0	0	7	2	0	0	184
2 HR PM PK	182	14	0	1	0	0	0	2	0	0	1	199
12 HR TOTAL	844	133	12	11	1	0	1	17	10	0	3	1029
% OF TOTAL	82.02	12.93	1.17	1.07	0.10	0.00	0.10	1.65	0.97	---	---	100

	TWO WAY TRAFFIC											
	PK 0800 - 0900	PK 1630-1730	2 HR AM PK	2 HR PM PK	12 HR TOTAL	% OF TOTAL	PK 0800 - 0900	PK 1630-1730	2 HR AM PK	2 HR PM PK		12 HR TOTAL
PK 0800 - 0900	107	24	1	2	0	0	0	2	2	0	0	138
PK 1630-1730	190	13	1	1	0	0	0	5	0	0	1	210
2 HR AM PK	211	43	5	3	0	0	0	9	2	0	1	273
2 HR PM PK	342	26	2	1	0	0	0	6	1	0	1	378
12 HR TOTAL	1544	214	23	15	1	0	2	32	15	0	5	1846
% OF TOTAL	83.64	11.59	1.25	0.81	0.05	0.00	0.11	1.73	0.81	---	---	100

Turning Count Clos Tynaid Glo



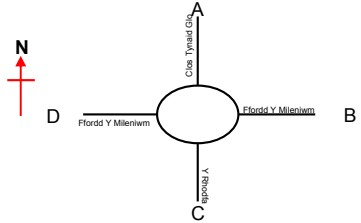
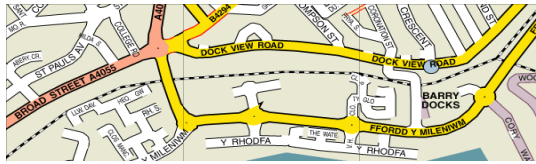
Number of dwellings off Clos Tynaid Glo (north Ffordd y Mileniwm) 137 apartments
89 houses

Number of dwellings off Y Rhodfa (south of Ffordd y Mileniwm) Western Dev 136 apartments
Eastern Dev 176 apartments



		AM											
		A to B		A to C		A to D		D to A		D to B		D to C	
		Light	HGV	Light	HGV	Light	HGV	Light	HGV	Light	HGV	Light	HGV
07:45	08:00	9				3		4		158	1	1	
08:00	08:15	10				5		3		166	2	1	
08:15	08:30	15		1		11		11		188	1	1	
08:30	08:45	10				8		7		163	4	2	
08:45	09:00	9				16		10		105	5	1	
09:00	09:15	3				4		20		134	6	1	
09:15	09:30	3				12		15		113	4		
09:30	09:45	5				10		9		137	1	1	

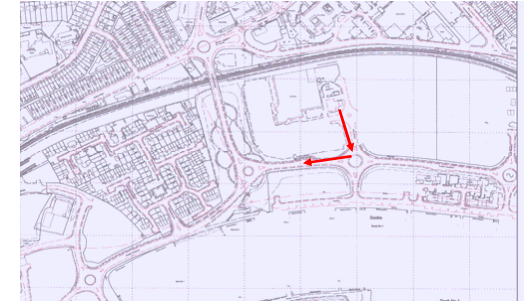
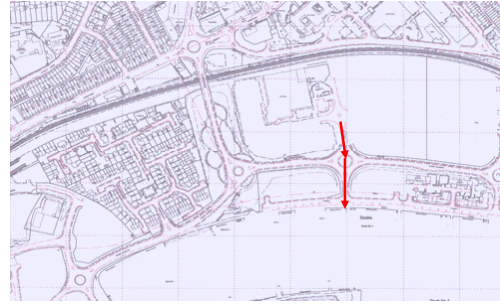
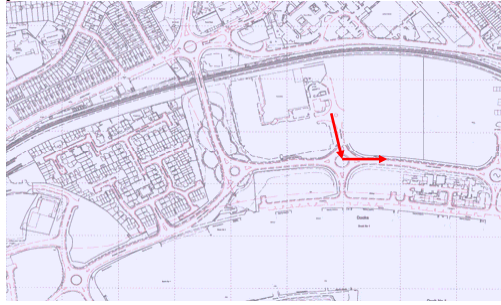
08:30 09:30 25 0 0 0 40 0 52 0 515 19 4 0



		PM											
		A to B		A to C		A to D		D to A		D to B		D to C	
		Light	HGV	Light	HGV	Light	HGV	Light	HGV	Light	HGV	Light	HGV
16:00	16:15	4		1		10		10		125	7	1	
16:15	16:30	3				3		15		138	6	3	
16:30	16:45	10				7		12		120	4	2	
16:45	17:00	9				6		11		132	1	6	
17:00	17:15	5				10		8		124	2	8	
17:15	17:30	5				7		9		95	2	4	
17:30	17:45	4				5		14		123	3	5	
17:45	18:00	3				9		5		92		10	
16:30	17:30	29	0	0	0	30	0	40	0	471	9	20	0

2 0 0 6

Three way count



SITE Millennium Way - Morrisons Roundabout DATE: 09/03/2006
DIR Morrisons to Millennium Way (east) DAY Thursday

SITE Millennium Way - Morrisons Roundabout DATE: 09/03/2006
DIR Morrisons to Y Rhodfa DAY Thursday

SITE Millennium Way - Morrisons Roundabout DATE: 09/03/2006
DIR Morrisons to Millennium Way (west) DAY Thursday

START PERIOD	CARS	LCV	MCV	HCV 2 AXLE	HCV 3 AXLE	HCV 4+ AXLE	MOTOR BUSES	MOTOR CYCLES	MOTOR CYCLES	TOTAL
7.00	21	4	0	0	0	0	0	0	0	25
/	11	2	0	0	0	0	0	1	0	14
AJ	17	2	0	1	0	0	0	0	0	20
MJ	12	2	1	1	0	0	0	0	0	16
PI	14	1	0	0	0	0	0	1	0	16
EJ	28	2	0	0	0	0	0	1	0	31
AJ	28	3	0	0	0	0	0	0	0	31
KJ	39	3	0	0	0	0	0	0	1	42
\	48	3	0	1	0	0	0	0	0	52
9.30	100	7	0	0	0	0	0	0	0	107
10.00	74	5	2	1	0	0	0	0	0	82
10.30	103	8	1	0	0	0	0	0	0	112
11.00	109	5	0	1	0	1	3	1	0	120
11.30	95	8	1	1	0	2	0	0	0	107
12.00	118	7	1	2	0	2	0	0	0	130
12.30	123	10	1	0	0	1	0	0	1	135
13.00	124	13	1	1	0	1	0	0	1	140
13.30	114	7	0	0	0	0	2	0	0	123
14.00	113	10	0	2	0	1	0	1	0	127
14.30	128	10	1	0	0	2	1	0	0	142
15.00	121	4	0	0	0	0	0	0	0	125
15.30	95	8	0	0	0	0	0	1	0	104
/	64	1	1	0	0	0	0	0	0	66
PI	43	1	1	1	0	0	0	0	0	46
MJ	50	2	0	0	0	0	0	0	0	52
PI	52	3	0	0	0	0	0	0	1	55
EJ	76	4	0	0	0	0	0	0	0	80
AJ	52	2	1	0	0	0	0	0	0	55
KJ	44	4	0	1	0	0	0	0	0	49
\	42	3	0	0	0	0	0	0	0	45
18.00	106	6	1	0	0	0	1	0	0	114
18.30	88	4	0	0	0	0	0	0	0	92

CARS	LCV	MCV	HCV 2 AXLE	HCV 3 AXLE	HCV 4+ AXLE	MOTOR BUSES	MOTOR CYCLES	MOTOR CYCLES	TOTAL
1	0	0	0	0	0	0	0	0	1
0	0	0	0	0	0	0	0	0	0
0	0	0	0	0	0	0	0	0	0
0	0	0	0	0	0	0	0	0	0
1	0	0	0	0	0	0	0	0	1
0	0	0	0	0	0	0	0	0	0
0	0	0	0	0	0	0	0	0	0
1	0	0	0	0	0	0	0	0	1
0	0	0	0	0	0	0	0	0	0
0	0	0	0	0	0	0	0	0	0
2	1	1	0	0	0	0	0	0	4
1	0	0	0	0	0	0	0	0	1
2	0	0	0	0	0	0	0	0	2
2	0	0	0	0	0	0	0	0	2
5	1	0	0	0	0	0	0	0	6
1	0	0	0	0	0	0	0	0	1
5	1	0	0	0	0	0	0	0	6
4	1	0	0	0	0	0	0	0	5
0	1	0	0	0	0	0	0	0	1
4	1	0	0	0	0	0	0	0	5
4	0	0	0	0	0	0	0	0	4
5	0	0	0	0	0	0	0	0	5
1	0	0	0	0	0	0	0	0	1
0	0	0	0	0	0	0	0	0	0
2	0	0	0	0	0	0	0	0	2
2	0	0	0	0	0	0	0	0	2
0	0	0	0	0	0	0	0	0	0
0	0	0	0	0	0	0	0	0	0
3	0	0	0	0	0	0	0	0	3
0	0	0	0	0	0	0	0	0	0
1	0	0	0	0	0	0	0	0	1
8	0	0	0	0	0	0	0	0	8

CARS	LCV	MCV	HCV 2 AXLE	HCV 3 AXLE	HCV 4+ AXLE	MOTOR BUSES	MOTOR CYCLES	MOTOR CYCLES	TOTAL
17	2	0	0	0	0	0	0	0	19
8	3	0	0	0	0	0	0	0	11
13	3	0	0	0	0	0	0	0	16
11	0	0	0	0	0	0	0	0	11
9	2	0	0	0	0	0	0	0	11
15	3	0	0	0	0	0	0	0	18
39	1	0	0	0	0	0	0	0	40
41	4	0	0	0	0	0	0	1	46
39	1	0	1	0	0	0	0	0	41
118	7	0	2	0	0	0	0	0	127
97	5	0	0	0	0	0	0	0	102
119	7	1	2	0	0	0	0	0	129
107	6	0	0	0	0	1	0	0	114
134	15	0	0	1	0	0	0	0	150
161	8	1	0	0	0	1	2	0	173
148	4	0	0	0	0	1	0	0	153
163	7	1	0	0	0	0	1	0	172
162	7	1	0	0	0	0	0	0	170
146	4	1	0	0	0	1	0	0	152
160	5	0	0	0	0	0	1	0	166
160	6	0	1	0	0	0	0	0	167
164	18	2	0	0	0	1	3	0	188
61	2	0	0	0	0	0	0	0	63
72	2	1	0	0	0	0	0	0	75
65	3	0	0	0	0	0	0	0	68
91	2	1	0	0	0	0	0	0	94
85	3	0	0	0	0	0	0	0	88
80	3	0	0	0	0	1	1	0	85
89	3	0	0	0	0	0	0	0	92
78	10	0	0	0	0	0	0	0	88
159	7	2	0	0	0	0	0	0	168
158	3	0	0	0	0	0	0	0	161

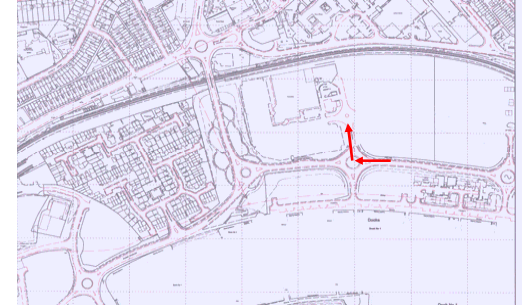
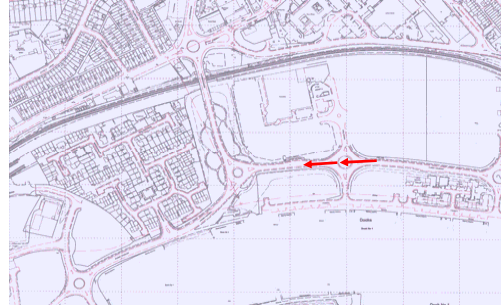
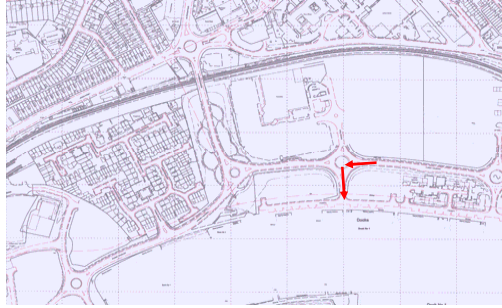
PK 800 - 0900	82	8	1	1	0	0	0	2	0	94
PK 1630-1730	230	11	1	0	0	0	0	0	1	242
2 HR AM PK	197	18	1	3	0	0	0	3	1	222
2 HR PM PK	423	20	3	2	0	0	0	0	1	448
12 HOUR TOTAL	2252	154	13	13	0	10	7	6	4	2455
% OF TOTAL	91.73	6.27	0.53	0.53	0.00	0.41	0.29	0.24	---	100

2	0	0	0	0	0	0	0	0	2
4	0	0	0	0	0	0	0	0	4
2	0	0	0	0	0	0	0	0	2
8	0	0	0	0	0	0	0	0	8
55	6	1	0	0	0	0	0	0	62
88.71	9.68	1.61	0.00	0.00	0.00	0.00	0.00	---	100

74	6	0	0	0	0	0	0	0	80
321	11	1	0	0	0	1	1	0	335
175	17	0	1	0	0	0	1	0	194
621	28	2	0	0	0	1	1	0	653
2969	156	11	6	1	0	6	9	0	3158
94.02	4.94	0.35	0.19	0.03	0.00	0.19	0.28	---	100

2 0 0 6

Three way count



SITE: Morristons Roundabout - Millennium Way
DIR: Millennium Way (east) to Y Rhodfa
DATE: 09/03/2006
DAY: Thursday

SITE: Morristons Roundabout - Millennium Way
DIR: Millennium Way (east) to Millennium Way (west)
DATE: 09/03/2006
DAY: Thursday

SITE: Morristons Roundabout - Millennium Way
DIR: Millennium Way (east) to Morristons
DATE: 09/03/2006
DAY: Thursday

START PERIOD	CARS	LCV	MCV	HCV 2 AXLE	HCV 3 AXLE	HCV 4+ AXLE	MOTOR BUSES	MOTOR CYCLES	MOTOR CYCLES	TOTAL
7.00	1	1	0	0	0	0	0	0	0	2
7.30	0	0	0	0	0	0	0	0	0	0
7.45	0	0	0	0	0	0	0	0	0	0
8.00	0	0	0	0	0	0	0	0	0	0
8.15	0	0	0	0	0	0	0	0	0	0
8.30	0	0	0	0	0	0	0	0	0	0
8.45	0	0	0	0	0	0	0	0	0	0
9.00	0	0	0	0	0	0	0	0	0	0
9.15	2	0	1	0	0	0	0	0	0	3
9.30	1	2	0	0	0	0	0	0	0	3
10.00	5	0	0	0	0	0	0	0	0	5
10.30	1	0	0	0	0	0	0	0	0	1
11.00	1	1	0	0	0	0	0	0	0	2
11.30	1	0	0	0	0	1	0	0	0	2
12.00	3	0	0	0	0	0	0	0	0	3
12.30	3	1	0	0	0	0	0	0	0	4
13.00	5	0	0	0	0	0	0	0	0	5
13.30	4	0	0	0	0	0	0	1	0	5
14.00	6	1	0	0	0	0	0	0	0	7
14.30	10	1	0	0	0	0	0	0	0	11
15.00	5	0	0	0	0	0	0	0	0	5
15.30	2	0	0	0	0	0	0	0	0	2
16.00	3	0	0	0	0	0	0	0	0	3
16.15	0	0	0	0	0	0	0	0	0	0
16.30	4	0	0	0	0	0	0	0	0	4
16.45	0	1	0	0	0	0	0	0	0	1
17.00	3	0	0	0	0	0	0	0	0	3
17.15	3	0	0	0	0	0	0	0	0	3
17.30	0	0	0	0	0	0	0	0	0	0
17.45	2	0	0	0	0	0	0	0	0	2
18.00	1	0	0	0	0	0	0	0	0	1
18.30	4	0	0	0	0	0	0	0	0	4

CARS	LCV	MCV	HCV 2 AXLE	HCV 3 AXLE	HCV 4+ AXLE	MOTOR BUSES	MOTOR CYCLES	MOTOR CYCLES	TOTAL
40	5	1	0	1	0	6	1	1	54
28	2	1	0	0	2	7	0	0	40
35	9	3	1	0	2	4	0	0	54
39	11	0	0	1	0	3	0	0	54
64	7	1	1	1	0	3	0	0	77
71	13	0	2	0	0	1	0	0	87
79	10	2	3	0	1	5	1	0	101
59	14	0	4	1	0	5	1	0	84
57	9	1	1	0	1	7	0	0	76
105	24	5	3	0	0	12	0	0	149
85	20	4	3	1	1	11	0	0	125
82	16	2	3	3	1	12	0	0	119
77	7	6	4	1	1	16	0	1	112
104	22	1	5	2	1	8	1	0	144
91	16	2	0	0	2	11	0	0	122
68	17	2	3	1	1	6	0	0	98
131	20	5	0	0	0	13	1	0	170
106	16	1	4	1	4	7	2	0	141
136	24	2	0	0	1	15	0	0	178
126	21	0	6	1	1	15	1	0	171
129	14	3	3	0	1	6	0	0	156
170	18	5	4	2	0	7	0	0	206
97	10	1	1	0	0	4	1	0	114
72	15	2	0	0	0	4	0	0	93
89	13	2	0	0	0	3	0	1	107
93	12	0	1	0	0	3	3	2	112
130	13	3	0	0	0	5	1	1	152
113	11	0	0	0	0	5	1	0	130
113	13	1	0	0	0	3	2	0	132
75	10	0	0	0	0	2	0	0	87
179	8	1	1	0	0	7	1	0	197
142	14	2	0	0	0	3	1	2	162

CARS	LCV	MCV	HCV 2 AXLE	HCV 3 AXLE	HCV 4+ AXLE	MOTOR BUSES	MOTOR CYCLES	MOTOR CYCLES	TOTAL
6	2	0	0	0	0	0	0	1	8
10	2	0	0	0	0	0	0	0	12
10	2	0	0	0	0	0	0	0	12
4	1	0	1	0	0	0	0	0	6
15	2	0	0	0	0	0	0	1	18
22	3	0	0	0	0	0	0	0	25
27	4	0	0	0	0	0	0	0	31
26	0	0	0	0	0	0	0	0	26
26	1	0	0	0	0	0	0	0	27
60	7	0	1	0	0	0	0	0	68
74	8	0	1	0	0	2	0	0	85
79	6	1	0	0	2	0	0	0	88
62	5	0	0	1	3	1	0	0	72
71	14	0	1	1	0	1	0	0	88
76	9	1	0	0	1	0	2	0	89
89	11	1	0	0	1	0	0	0	102
78	15	1	0	0	0	0	1	0	95
65	7	1	0	0	2	1	0	0	76
78	9	0	0	0	1	2	0	0	90
74	8	0	0	0	0	0	0	0	82
67	2	0	0	0	0	0	0	0	69
60	6	1	0	0	0	1	1	0	69
39	4	0	0	0	0	0	0	0	43
40	3	1	1	0	0	0	0	0	45
45	2	0	0	0	0	0	0	0	47
39	3	0	0	0	0	0	0	0	42
51	2	0	0	0	0	0	0	0	53
60	3	0	0	0	0	0	0	0	63
46	7	0	0	0	0	0	0	0	53
48	3	0	0	0	0	0	1	0	52
85	1	0	0	0	0	0	0	0	86
71	3	0	0	0	0	0	0	0	74

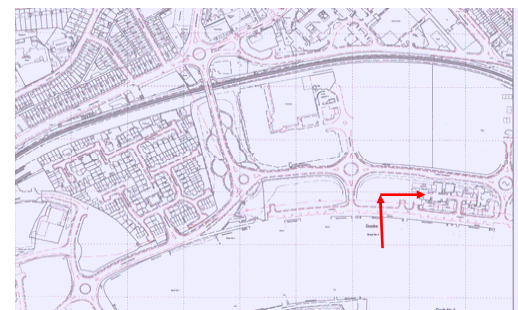
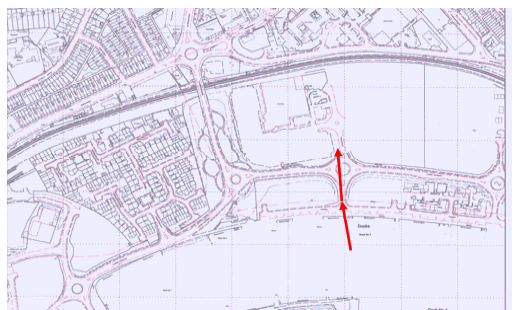
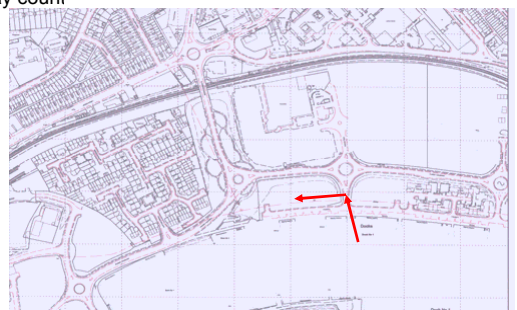
PK 800 - 0900	0	0	0	0	0	0	0	0	0	0
PK 1630-1730	10	1	0	0	0	0	0	0	0	11
2 HR AM PK	2	0	1	0	0	0	0	0	0	3
2 HR PM PK	15	1	0	0	0	0	0	0	0	16
12 HOUR TOTAL	70	8	1	0	0	1	0	1	0	81
% OF TOTAL	86.42	9.88	1.23	0.00	0.00	1.23	0.00	1.23	---	100

253	41	3	6	2	1	12	1	0	319
425	49	5	1	0	0	16	5	4	501
432	75	8	12	3	6	35	2	0	573
782	97	9	2	0	0	29	8	4	927
2985	434	59	53	16	20	219	18	8	3804
78.47	11.41	1.55	1.39	0.42	0.53	5.76	0.47	---	100

68	10	0	1	0	0	0	1	0	80
195	10	0	0	0	0	0	0	0	205
140	15	0	1	0	0	0	1	0	157
368	27	1	1	0	0	0	1	0	398
1603	155	7	5	2	10	8	6	1	1796
89.25	8.63	0.39	0.28	0.11	0.56	0.45	0.33	---	100



Three way count



SITE	Millennium Way - Morrisons Roundabout	DATE:	09/03/2006
DIR	Y Rhodfa to Millennium Way (west)	DAY	Thursday

SITE	Millennium Way - Morrisons Roundabout	DATE:	09/03/2006
DIR	Y Rhodfa to Morrisons	DAY	Thursday

SITE	Millennium Way - Morrisons Roundabout	DATE:	09/03/2006
DIR	Y Rhodfa to Millennium Way (east)	DAY	Thursday

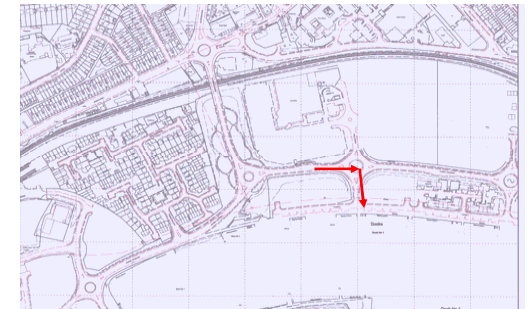
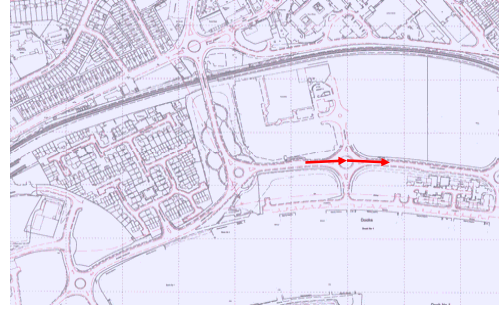
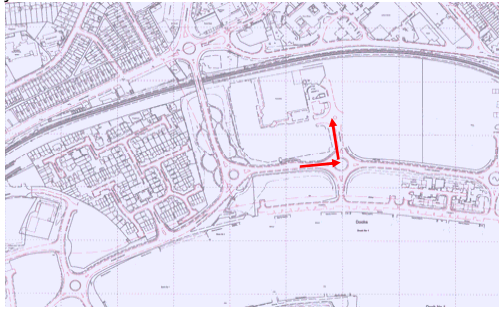
START PERIOD	CARS	LCV	MCV	HCV 2 AXLE	HCV 3 AXLE	HCV 4+ AXLE	MOTOR BUSES	MOTOR CYCLES	MOTOR CYCLES	TOTAL
7.00	0	0	0	0	0	0	0	0	0	0
7.30	0	0	0	0	0	0	0	0	0	0
7.45	0	0	0	0	0	0	0	0	0	0
8.00	0	0	0	0	0	0	0	0	0	0
8.15	0	0	0	0	0	0	0	0	0	0
8.30	0	0	0	0	0	0	0	0	0	0
8.45	0	0	0	0	0	0	0	0	0	0
9.00	0	0	0	0	0	0	0	0	0	0
9.15	0	0	1	0	0	0	0	0	0	1
9.30	0	0	0	0	0	0	0	0	0	0
10.00	2	0	0	0	0	0	0	0	0	2
10.30	3	0	0	0	0	0	0	0	0	3
11.00	2	1	0	0	0	0	0	0	0	3
11.30	2	0	0	0	0	0	0	0	0	2
12.00	4	0	0	0	0	0	0	0	0	4
12.30	4	0	0	0	0	0	0	0	0	4
13.00	3	0	0	0	0	0	0	0	0	3
13.30	1	0	0	0	0	0	0	0	0	1
14.00	2	0	0	0	0	0	0	0	0	2
14.30	2	0	0	0	0	0	0	0	0	2
15.00	0	0	0	0	0	0	0	0	0	0
15.30	2	0	0	0	0	0	0	0	0	2
16.00	0	0	0	0	0	0	0	0	0	0
16.15	1	0	0	0	0	0	0	0	0	1
16.30	2	0	0	0	0	0	0	0	0	2
16.45	2	0	0	0	0	0	0	0	0	2
17.00	3	0	0	0	0	0	0	0	0	3
17.15	1	0	0	0	0	0	0	0	0	1
17.30	0	0	0	0	0	0	0	0	0	0
17.45	1	0	0	0	0	0	0	0	0	1
18.00	4	0	0	0	0	0	0	0	0	4
18.30	4	0	0	0	0	0	0	0	0	4
PK 800 - 0900	0	0	0	0	0	0	0	0	0	0
PK 1630-1730	8	0	0	0	0	0	0	0	0	8
2 HR AM PK	0	0	1	0	0	0	0	0	0	1
2 HR PM PK	10	0	0	0	0	0	0	0	0	10
12 HOUR TOTAL	45	1	1	0	0	0	0	0	0	47
% OF TOTAL	95.74	2.13	2.13	0.00	0.00	0.00	0.00	0.00	---	100

START PERIOD	CARS	LCV	MCV	HCV 2 AXLE	HCV 3 AXLE	HCV 4+ AXLE	MOTOR BUSES	MOTOR CYCLES	MOTOR CYCLES	TOTAL
7.00	3	0	0	0	0	0	0	0	0	3
7.30	0	0	0	0	0	0	0	0	0	0
7.45	0	0	0	0	0	0	0	0	0	0
8.00	0	0	0	0	0	0	0	0	0	0
8.15	0	0	0	0	0	0	0	0	0	0
8.30	0	0	0	0	0	0	0	0	0	0
8.45	0	0	0	0	0	0	0	0	0	0
9.00	0	0	0	0	0	0	0	0	0	0
9.15	0	0	0	0	0	0	0	0	0	0
9.30	0	0	0	0	0	0	0	0	0	0
10.00	0	1	0	0	0	0	0	0	0	1
10.30	1	0	0	0	0	0	0	0	0	1
11.00	0	0	0	0	0	0	0	0	0	0
11.30	0	0	0	0	0	0	0	0	0	0
12.00	0	0	0	0	0	0	0	0	0	0
12.30	4	0	0	0	0	0	0	0	0	4
13.00	0	0	0	0	0	0	0	0	0	0
13.30	3	0	0	0	0	0	0	0	0	3
14.00	0	0	0	0	0	0	0	0	0	0
14.30	1	0	0	0	0	0	0	0	0	1
15.00	0	0	0	0	0	0	0	0	0	0
15.30	1	0	0	0	0	0	0	0	0	1
16.00	0	0	0	0	0	0	0	0	0	0
16.15	0	0	0	0	0	0	0	0	0	0
16.30	0	0	0	0	0	0	0	0	0	0
16.45	1	1	0	0	0	0	0	0	0	2
17.00	0	0	0	0	0	0	0	0	0	0
17.15	1	0	0	0	0	0	0	0	0	1
17.30	0	0	0	0	0	0	0	0	0	0
17.45	0	0	0	0	0	0	0	0	0	0
18.00	2	0	0	0	0	0	0	0	0	2
18.30	3	0	0	0	0	0	0	0	0	3
PK 800 - 0900	0	0	0	0	0	0	0	0	0	0
PK 1630-1730	2	1	0	0	0	0	0	0	0	3
2 HR AM PK	0	0	0	0	0	0	0	0	0	0
2 HR PM PK	2	1	0	0	0	0	0	0	0	3
12 HOUR TOTAL	20	2	0	0	0	0	0	0	0	22
% OF TOTAL	90.91	9.09	0.00	0.00	0.00	0.00	0.00	0.00	---	100

START PERIOD	CARS	LCV	MCV	HCV 2 AXLE	HCV 3 AXLE	HCV 4+ AXLE	MOTOR BUSES	MOTOR CYCLES	MOTOR CYCLES	TOTAL
7.00	0	0	0	0	0	0	0	0	0	0
7.30	0	1	0	0	0	0	0	0	0	2
7.45	0	0	0	0	0	0	0	0	0	0
8.00	0	0	0	0	0	0	0	0	0	0
8.15	0	0	0	0	0	0	0	0	0	0
8.30	1	0	0	0	0	0	0	0	0	1
8.45	1	1	0	0	0	0	0	0	0	2
9.00	0	0	0	0	0	0	0	0	0	0
9.15	1	0	0	0	0	0	0	0	0	1
9.30	1	0	0	0	0	0	0	0	0	1
10.00	1	1	0	0	0	0	0	0	0	2
10.30	2	0	0	0	0	0	0	0	0	2
11.00	1	0	0	0	0	0	0	0	0	1
11.30	0	0	0	1	0	0	0	0	0	1
12.00	1	0	0	0	0	0	0	0	0	1
12.30	4	0	0	0	0	0	0	0	0	4
13.00	0	2	0	0	0	0	0	0	0	2
13.30	5	1	0	0	0	0	0	0	0	6
14.00	1	1	1	0	0	0	0	0	0	3
14.30	3	0	0	0	0	0	0	0	0	3
15.00	1	0	0	0	0	0	0	0	0	1
15.30	0	0	0	0	0	0	0	0	0	0
16.00	0	0	0	0	0	0	0	0	0	0
16.15	3	0	0	0	0	0	0	0	0	3
16.30	2	0	0	0	0	0	0	0	0	2
16.45	0	0	0	0	0	0	0	0	0	0
17.00	1	0	0	0	0	0	0	0	0	1
17.15	0	0	0	0	0	0	0	0	0	0
17.30	2	0	0	0	0	0	0	0	0	2
17.45	2	0	0	0	0	0	0	0	0	2
18.00	1	0	0	0	0	0	0	0	0	1
18.30	3	0	0	0	0	0	0	0	0	3
PK 800 - 0900	2	1	0	0	0	0	0	0	0	3
PK 1630-1730	3	0	0	0	0	0	0	0	0	3
2 HR AM PK	3	2	0	0	0	1	0	0	0	6
2 HR PM PK	10	0	0	0	0	0	0	0	0	10
12 HOUR TOTAL	37	7	1	1	0	1	0	0	0	47
% OF TOTAL	78.72	14.89	2.13	2.13	0.00	2.13	0.00	0.00	---	100

2 0 0 6

Three way count



SITE Millennium Way - Morrisons Roundabout DATE: 09/03/2006
DIR Millennium Way (west) to Morrisons DAY Thursday

SITE Millennium Way - Morrisons Roundabout DATE: 09/03/2006
DIR Millennium Way (west) to Millennium Way (east) DAY Thursday

SITE Millennium Way - Morrisons Roundabout DATE: 09/03/2006
DIR Millennium Way (west) to Yrnodfa DAY Thursday

START PERIOD	CARS	LCV	MCV	HCV 2 AXLE	HCV 3 AXLE	HCV 4+ AXLE	MOTOR BUSES	MOTOR CYCLES	MOTOR CYCLES	TOTAL
7.00	30	4	0	0	0	0	0	1	0	35
/	29	1	0	1	0	0	0	0	0	31
AJ	23	5	2	0	0	0	0	1	0	31
MJ	28	2	0	0	0	0	0	0	0	30
PI	44	3	0	0	0	0	0	1	0	48
EJ	68	4	0	0	0	0	0	0	0	72
AJ	67	4	0	0	0	0	0	0	0	71
KJ	98	4	1	2	0	0	1	0	0	106
\	91	8	0	0	0	0	1	0	0	100
9.30	172	5	0	1	0	0	1	0	0	179
10.00	166	8	3	0	0	0	0	0	0	177
10.30	195	7	1	0	0	0	1	1	0	205
11.00	208	7	0	1	0	0	0	0	0	216
11.30	226	8	1	0	0	1	0	1	0	237
12.00	228	8	2	0	0	0	1	0	0	239
12.30	229	4	0	0	0	0	0	0	0	233
13.00	186	9	0	0	0	0	0	1	0	196
13.30	181	4	0	1	0	0	0	0	0	186
14.00	181	8	1	1	0	0	1	1	0	193
14.30	208	6	0	0	0	0	1	0	0	215
15.00	186	11	0	1	0	0	0	3	0	201
15.30	193	8	1	0	0	0	0	0	0	202
/	114	3	0	0	0	0	0	0	0	117
PI	91	2	1	0	0	0	0	0	0	94
MJ	103	2	0	0	0	0	0	0	0	105
PI	102	5	0	0	0	0	1	0	0	108
EJ	119	4	0	0	0	0	1	1	0	125
AJ	85	4	1	0	0	0	1	1	0	92
KJ	94	8	0	0	0	0	0	0	0	102
\	95	3	0	0	0	0	0	0	0	98
18.00	174	5	2	1	0	0	1	2	0	185
18.30	135	3	0	0	0	0	0	0	0	138

START PERIOD	CARS	LCV	MCV	HCV 2 AXLE	HCV 3 AXLE	HCV 4+ AXLE	MOTOR BUSES	MOTOR CYCLES	MOTOR CYCLES	TOTAL
7.00	189	29	2	1	0	0	1	1	1	223
7.30	113	23	0	0	0	3	0	1	2	140
7.45	150	19	2	1	1	0	0	1	0	174
8.00	142	20	3	2	0	1	4	1	1	173
8.15	99	16	1	1	0	2	3	3	0	125
8.30	126	15	2	2	0	1	2	0	0	148
8.45	119	13	1	1	0	0	5	1	0	140
9.00	104	10	1	2	0	0	6	0	0	123
9.15	71	14	1	3	0	0	8	0	0	97
9.30	118	17	6	4	1	0	13	0	1	159
10.00	92	11	7	3	0	2	13	1	0	129
10.30	92	16	3	4	1	1	11	1	0	129
11.00	106	13	3	3	0	0	14	1	0	140
11.30	100	12	4	2	1	0	10	0	0	129
12.00	118	18	7	2	2	0	14	2	0	163
12.30	109	14	6	1	2	1	7	1	0	141
13.00	126	23	0	2	0	2	11	0	0	164
13.30	143	21	2	0	0	0	13	0	0	179
14.00	112	23	3	6	0	1	11	2	0	158
14.30	122	26	3	4	0	1	10	0	0	166
15.00	141	25	2	1	3	0	12	0	0	184
15.30	122	16	1	7	0	1	9	0	0	156
16.00	53	9	2	0	0	0	7	0	0	71
16.15	51	7	2	2	0	0	6	0	0	68
16.30	54	5	2	0	0	0	7	0	0	68
16.45	68	10	1	1	0	0	9	0	0	89
17.00	57	4	1	0	0	0	4	0	0	66
17.15	51	3	0	0	0	0	5	0	0	59
17.30	65	5	1	0	0	0	6	0	0	77
17.45	51	1	0	0	0	0	4	0	0	56
18.00	119	2	3	0	0	0	8	0	0	132
18.30	142	8	0	0	0	0	4	0	0	154

START PERIOD	CARS	LCV	MCV	HCV 2 AXLE	HCV 3 AXLE	HCV 4+ AXLE	MOTOR BUSES	MOTOR CYCLES	MOTOR CYCLES	TOTAL
7.00	2	0	0	0	0	0	0	0	0	2
7.30	0	0	0	0	0	0	0	0	0	0
7.45	0	0	0	0	0	0	0	0	0	0
8.00	0	0	0	0	0	0	0	0	0	0
8.15	0	0	0	0	0	0	0	0	0	0
8.30	2	0	0	0	0	0	0	0	0	2
8.45	1	1	0	0	0	0	0	0	0	2
9.00	2	0	0	0	0	0	0	0	0	2
9.15	0	0	0	0	0	0	0	0	0	0
9.30	1	2	0	0	0	0	0	0	0	3
10.00	2	0	0	0	0	0	0	0	0	2
10.30	3	0	0	0	0	0	0	0	0	3
11.00	1	0	0	1	0	0	0	0	0	2
11.30	1	0	0	0	0	0	0	0	0	1
12.00	7	1	0	0	0	0	0	0	0	8
12.30	6	0	0	0	0	0	0	0	0	6
13.00	9	0	1	0	0	0	0	0	0	10
13.30	4	0	0	0	0	0	0	0	0	4
14.00	1	0	0	0	0	0	0	0	0	1
14.30	2	0	0	0	0	0	0	0	0	2
15.00	1	0	0	0	0	0	0	0	0	1
15.30	4	0	0	0	0	0	0	0	0	4
16.00	1	0	0	0	0	0	0	0	0	1
16.15	3	0	0	0	0	0	0	0	0	3
16.30	4	0	0	0	0	0	0	0	0	4
16.45	2	0	0	0	0	0	0	0	0	2
17.00	1	0	0	0	0	0	0	0	0	1
17.15	0	0	0	0	0	0	0	0	0	0
17.30	2	0	0	0	0	0	0	0	0	2
17.45	2	0	0	0	0	0	0	0	0	2
18.00	1	0	0	0	0	0	0	0	0	1
18.30	5	0	0	0	0	0	0	0	0	5

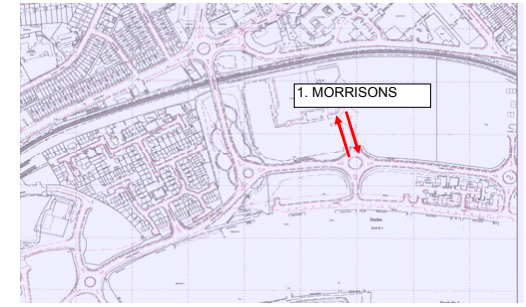
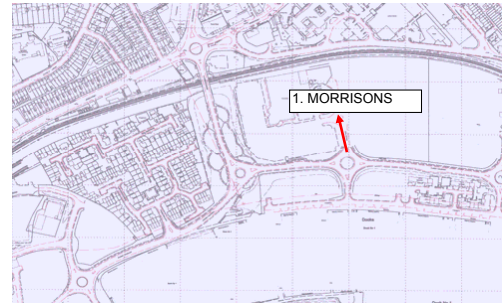
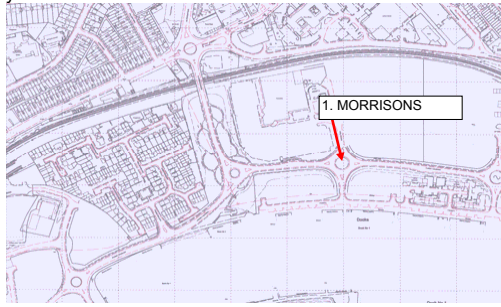
PK 800 - 0900	207	13	0	0	0	0	0	1	0	221
PK 1630-1730	409	15	1	0	0	0	3	2	0	430
2 HR AM PK	448	31	3	3	0	0	2	2	0	489
2 HR PM PK	803	31	2	0	0	0	3	2	0	841
12 HOUR TOTAL	4149	167	16	9	0	1	11	14	0	4367
% OF TOTAL	95.01	3.82	0.37	0.21	0.00	0.02	0.25	0.32	---	100

486	64	7	6	0	4	14	5	1	586
230	22	4	1	0	0	25	0	0	282
924	130	11	12	1	7	28	7	3	1120
450	44	9	3	0	0	48	0	0	554
3325	448	72	55	11	16	237	16	5	4180
79.55	10.72	1.72	1.32	0.26	0.38	5.67	0.38	---	100

3	1	0	0	0	0	0	0	0	4
7	0	0	0	0	0	0	0	0	7
5	1	0	0	0	0	0	0	0	6
15	0	0	0	0	0	0	0	0	15
70	4	1	1	0	0	0	0	0	76
92.11	5.26	1.32	1.32	0.00	0.00	0.00	0.00	---	100

2 0 0 6

Three way count



SITE Millennium Way - Morrisons Roundabout DATE: 09/03/2006
 DIR From Morrisons to any of other legs - 1way DAY Thursday

SITE Millennium Way - Morrisons Roundabout DATE: 09/03/2006
 DIR To Morrisons from any of the other legs - 1way DAY Thursday

SITE Millennium Way - Morrisons Roundabout DATE: 09/03/2006
 DIR Morrisons leg - 2way DAY Thursday

START PERIOD	CARS	LCV	MCV	HCV 2 AXLE	HCV 3 AXLE	HCV 4+ AXLE	BUSES	MOTOR CYCLES	MOTOR CYCLES	TOTAL
/ 7.00	39	6	0	0	0	0	0	0	0	45
/ 7.30	19	5	0	0	0	0	0	1	0	25
AJ 7.45	30	5	0	1	0	0	0	0	0	36
PI 8.00	23	2	1	1	0	0	0	0	0	27
PI 8.15	24	3	0	0	0	0	0	1	0	28
EJ 8.30	43	5	0	0	0	0	0	1	0	49
AJ 8.45	68	4	0	0	0	0	0	0	0	72
KJ 9.00	80	7	0	0	0	0	0	1	1	88
\ 9.15	87	4	0	2	0	0	0	0	0	93
9.30	218	14	0	2	0	0	0	0	0	234
10.00	173	11	3	1	0	0	0	0	0	188
10.30	223	15	2	2	0	0	0	0	0	242
11.00	218	11	0	1	0	1	4	1	0	236
11.30	231	23	1	1	1	2	0	0	0	259
12.00	284	16	2	2	0	2	1	2	0	309
12.30	272	14	1	0	0	1	1	0	1	289
13.00	292	21	2	1	0	1	0	1	1	318
13.30	280	15	1	0	0	0	2	0	0	298
14.00	259	15	1	2	0	1	1	1	0	280
14.30	292	16	1	0	0	2	1	1	0	313
15.00	285	10	0	1	0	0	0	0	0	296
15.30	264	26	2	0	0	0	1	4	0	297
/ 16.00	126	3	1	0	0	0	0	0	0	130
PI 16.15	115	3	2	1	0	0	0	0	0	121
MJ 16.30	117	5	0	0	0	0	0	0	0	122
PI 16.45	145	5	1	0	0	0	0	0	1	151
EJ 17.00	161	7	0	0	0	0	0	0	0	168
AJ 17.15	132	5	1	0	0	0	1	1	0	140
KJ 17.30	136	7	0	1	0	0	0	0	0	144
\ 17.45	120	13	0	0	0	0	0	0	0	133
18.00	266	13	3	0	0	0	1	0	0	283
18.30	254	7	0	0	0	0	0	0	0	261

CARS	LCV	MCV	HCV 2 AXLE	HCV 3 AXLE	HCV 4+ AXLE	BUSES	MOTOR CYCLES	MOTOR CYCLES	TOTAL
39	6	0	0	0	0	0	1	1	46
39	3	0	1	0	0	0	0	0	43
33	7	2	0	0	0	0	1	0	43
32	3	0	1	0	0	0	0	0	36
59	5	0	0	0	0	0	2	0	66
90	7	0	0	0	0	0	0	0	97
94	8	0	0	0	0	0	0	0	102
124	4	1	2	0	0	1	0	0	132
117	9	0	0	0	0	1	0	0	127
232	12	0	2	0	0	1	0	0	247
240	17	3	1	0	0	2	0	0	263
275	13	2	0	0	2	1	1	0	294
270	12	0	1	1	3	1	0	0	288
297	22	1	1	1	1	1	1	0	325
304	17	3	0	0	1	1	2	0	328
322	15	1	0	0	1	0	0	0	339
264	24	1	0	0	0	0	2	0	291
249	11	1	1	0	2	1	0	0	265
259	17	1	1	0	1	3	1	0	283
283	14	0	0	0	0	1	0	0	298
253	13	0	1	0	0	0	3	0	270
254	14	2	0	0	0	1	1	0	272
153	7	0	0	0	0	0	0	0	160
131	5	2	1	0	0	0	0	0	139
148	4	0	0	0	0	0	0	0	152
142	9	0	0	0	0	1	0	0	152
170	6	0	0	0	0	1	1	0	178
146	7	1	0	0	0	1	1	0	156
140	15	0	0	0	0	0	0	0	155
143	6	0	0	0	0	0	1	0	150
261	6	2	1	0	0	1	2	0	273
209	6	0	0	0	0	0	0	0	215

CARS	LCV	MCV	HCV 2 AXLE	HCV 3 AXLE	HCV 4+ AXLE	BUSES	MOTOR CYCLES	MOTOR CYCLES	TOTAL
78	12	0	0	0	0	0	1	1	91
58	8	0	1	0	0	0	1	0	68
63	12	2	1	0	0	0	1	0	79
55	5	1	2	0	0	0	0	0	63
83	8	0	0	0	0	0	3	0	94
133	12	0	0	0	0	0	1	0	146
162	12	0	0	0	0	0	0	0	174
204	11	1	2	0	0	1	1	1	220
204	13	0	2	0	0	1	0	0	220
450	26	0	4	0	0	1	0	0	481
413	28	6	2	0	0	2	0	0	451
498	28	4	2	0	2	1	1	0	536
488	23	0	2	1	4	5	1	0	524
528	45	2	2	2	3	1	1	0	584
588	33	5	2	0	3	2	4	0	637
594	29	2	0	0	2	1	0	1	628
556	45	3	1	0	1	0	3	1	609
529	26	2	1	0	2	3	0	0	563
518	32	2	3	0	2	4	2	0	563
575	30	1	0	0	2	2	1	0	611
538	23	0	2	0	0	0	3	0	566
518	40	4	0	0	0	2	5	0	569
279	10	1	0	0	0	0	0	0	290
246	8	4	2	0	0	0	0	0	260
265	9	0	0	0	0	0	0	0	274
287	14	1	0	0	0	1	0	1	303
331	13	0	0	0	0	1	1	0	346
278	12	2	0	0	0	2	2	0	296
276	22	0	1	0	0	0	0	0	299
263	19	0	0	0	0	0	1	0	283
527	19	5	1	0	0	2	2	0	556
463	13	0	0	0	0	0	0	0	476

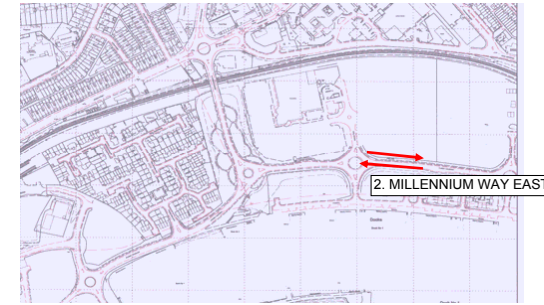
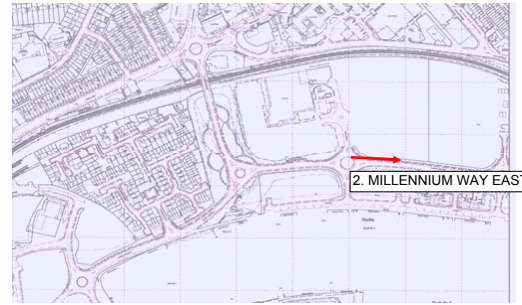
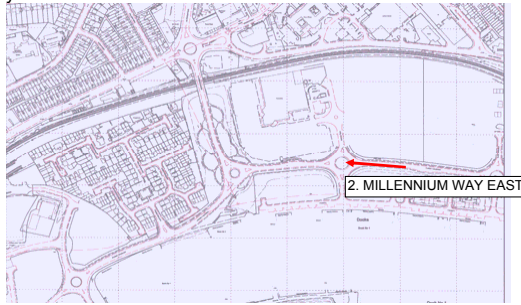
PK 800 - 0900	158	14	1	1	0	0	0	2	0	176
PK 1630-1730	555	22	2	0	0	0	1	1	1	581
2 HR AM PK	374	35	1	4	0	0	0	4	1	418
2 HR PM PK	1052	48	5	2	0	0	1	1	1	1109
12 HOUR TOTAL	5276	316	25	19	1	10	13	15	4	5675
% OF TOTAL	92.97	5.57	0.44	0.33	0.02	0.18	0.23	0.26	---	100

275	23	0	1	0	0	0	2	0	301
606	26	1	0	0	0	3	2	0	638
588	46	3	4	0	0	2	3	0	646
1173	59	3	1	0	0	3	3	0	1242
5772	324	23	14	2	11	19	20	1	6185
93.32	5.24	0.37	0.23	0.03	0.18	0.31	0.32	---	100

433	37	1	2	0	0	0	4	0	477
1161	48	3	0	0	0	4	3	1	1219
962	81	4	8	0	0	2	7	1	1064
2225	107	8	3	0	0	4	4	1	2351
11048	640	48	33	3	21	32	35	5	11860
93.15	5.40	0.40	0.28	0.03	0.18	0.27	0.30	---	100

2 0 0 6

Three way count



SITE Millennium Way - Morrisons Roundabout DATE: 09/03/2006
DIR From Millennium Way east to any of other legs - 1way DAY Thursday

SITE Millennium Way - Morrisons Roundabout DATE: 09/03/2006
DIR To Millennium Way east from any of the other legs - 1way DAY Thursday

SITE Millennium Way - Morrisons Roundabout DATE: 09/03/2006
DIR Millennium Way east - 2way DAY Thursday

START PERIOD	CARS	LCV	MCV	HCV 2 AXLE	HCV 3 AXLE	HCV 4+ AXLE	MOTOR BUSES	MOTOR CYCLES	MOTOR CYCLES	TOTAL
7.00	47	8	1	0	1	0	6	1	2	64
7.30	38	4	1	0	0	2	7	0	0	52
7.45	45	11	3	1	0	2	4	0	0	66
8.00	43	12	0	1	1	0	3	0	0	60
8.15	79	9	1	1	1	0	3	1	0	95
8.30	93	16	0	2	0	0	1	0	0	112
8.45	106	14	2	3	0	1	5	1	0	132
9.00	85	14	0	4	1	0	5	1	0	110
9.15	85	10	2	1	0	1	7	0	0	106
9.30	166	33	5	4	0	0	12	0	0	220
10.00	164	28	4	4	1	1	13	0	0	215
10.30	162	22	3	3	3	3	12	0	0	208
11.00	140	13	6	4	2	4	17	0	1	186
11.30	176	36	1	6	3	2	9	1	0	234
12.00	170	25	3	0	0	3	11	2	0	214
12.30	160	29	3	3	1	2	6	0	0	204
13.00	214	35	6	0	0	0	13	2	0	270
13.30	175	23	2	4	1	6	8	3	0	222
14.00	220	34	2	0	0	2	17	0	0	275
14.30	210	30	0	6	1	1	15	1	0	264
15.00	201	16	3	3	0	1	6	0	0	230
15.30	232	24	6	4	2	0	8	1	0	277
16.00	139	14	1	1	0	0	4	1	0	160
16.15	112	18	3	1	0	0	4	0	0	138
16.30	138	15	2	0	0	0	3	0	1	158
16.45	132	16	0	1	0	0	3	3	2	155
17.00	184	15	3	0	0	0	5	1	1	208
17.15	176	14	0	0	0	0	5	1	0	196
17.30	159	20	1	0	0	0	3	2	0	185
17.45	125	13	0	0	0	0	2	1	0	141
18.00	265	9	1	1	0	0	7	1	0	284
18.30	217	17	2	0	0	0	3	1	2	240

CARS	LCV	MCV	HCV 2 AXLE	HCV 3 AXLE	HCV 4+ AXLE	MOTOR BUSES	MOTOR CYCLES	MOTOR CYCLES	TOTAL
210	33	2	1	0	0	1	1	1	248
124	26	0	0	0	4	0	2	2	156
167	21	2	2	1	0	0	1	0	194
154	22	4	3	0	1	4	1	1	189
113	17	1	1	0	2	3	4	0	141
155	17	2	2	0	1	2	1	0	180
148	17	1	1	0	0	5	1	0	173
143	13	1	2	0	0	6	0	1	165
120	17	1	4	0	0	8	0	0	150
219	24	6	4	1	0	13	0	1	267
167	17	9	4	0	2	13	1	0	213
197	24	4	4	1	1	11	1	0	243
216	18	3	4	0	1	17	2	0	261
195	20	5	4	1	2	10	0	0	237
237	25	8	4	2	2	14	2	0	294
236	24	7	1	2	2	7	1	1	280
250	38	1	3	0	3	11	0	1	306
262	29	2	0	0	0	15	0	0	308
226	34	4	8	0	2	11	3	0	288
253	36	4	4	0	3	11	0	0	311
263	29	2	1	3	0	12	0	0	310
217	24	1	7	0	1	9	1	0	260
117	10	3	0	0	0	7	0	0	137
97	8	3	3	0	0	6	0	0	127
106	7	2	0	0	0	7	0	0	112
120	13	1	1	0	0	9	0	1	144
134	8	1	0	0	0	4	0	0	147
103	5	1	0	0	0	5	0	0	114
111	9	1	1	0	0	6	0	0	128
95	4	0	0	0	0	4	0	0	103
226	8	4	0	0	0	9	0	0	247
233	12	0	0	0	0	4	0	0	249

CARS	LCV	MCV	HCV 2 AXLE	HCV 3 AXLE	HCV 4+ AXLE	MOTOR BUSES	MOTOR CYCLES	MOTOR CYCLES	TOTAL
257	41	3	1	1	0	7	2	3	312
162	30	1	0	0	6	7	2	2	208
212	32	5	3	1	2	4	1	0	260
197	34	4	4	1	1	7	1	1	249
192	26	2	2	1	2	6	5	0	236
248	33	2	4	0	1	3	1	0	292
254	31	3	4	0	1	10	2	0	305
228	27	1	6	1	0	11	1	1	275
205	27	3	5	0	1	15	0	0	256
385	57	11	8	1	0	25	0	1	487
331	45	13	8	1	3	26	1	0	428
359	46	7	7	4	4	23	1	0	451
356	31	9	8	2	5	34	2	1	447
371	56	6	10	4	4	19	1	0	471
407	50	11	4	2	5	25	4	0	508
396	53	10	4	3	4	13	1	1	484
464	73	7	3	0	3	24	2	1	576
437	52	4	4	1	6	23	3	0	530
446	68	6	8	0	4	28	3	0	563
463	66	4	10	1	4	26	1	0	575
464	45	5	4	3	1	18	0	0	540
449	48	7	11	2	1	17	2	0	537
256	24	4	1	0	0	11	1	0	297
209	26	6	4	0	0	10	0	0	255
244	22	4	0	0	0	10	0	1	280
252	29	1	2	0	0	12	3	3	299
318	23	4	0	0	0	9	1	1	355
279	19	1	0	0	0	10	1	0	310
270	29	2	1	0	0	9	2	0	313
220	17	0	0	0	0	6	1	0	244
491	17	5	1	0	0	16	1	0	531
450	29	2	0	0	0	7	1	2	489

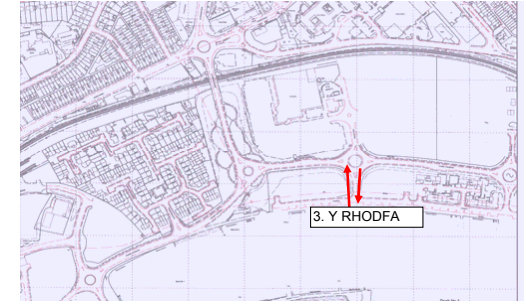
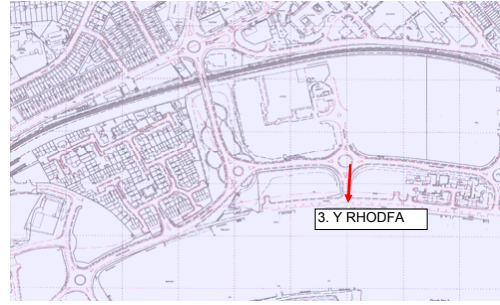
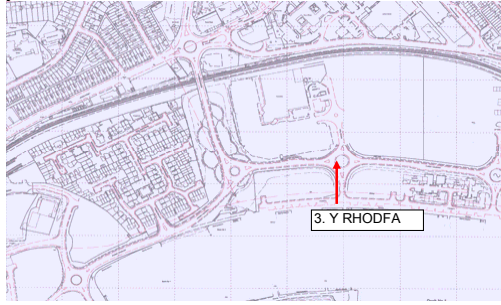
PK 800 - 0900	321	51	3	7	2	1	12	2	0	399
PK 1630-1730	630	60	5	1	0	0	16	5	4	717
2 HR AM PK	574	90	9	13	3	6	35	3	0	733
2 HR PM PK	1165	125	10	3	0	0	29	9	4	1341
12 HOUR TOTAL	4658	597	67	58	18	31	227	25	9	5681
% OF TOTAL	81.99	10.51	1.18	1.02	0.32	0.55	4.00	0.44	---	100

570	73	8	7	0	4	14	7	1	683
463	33	5	1	0	0	25	0	1	527
1124	150	12	15	1	8	28	10	4	1348
883	64	12	5	0	0	48	0	1	1012
5614	609	86	69	11	27	244	22	9	6682
84.02	9.11	1.29	1.03	0.16	0.40	3.65	0.33	---	100

891	124	11	14	2	5	26	9	1	1082
1093	93	10	2	0	0	41	5	5	1244
1698	240	21	28	4	14	63	13	4	2081
2048	189	22	8	0	0	77	9	5	2353
10272	1206	153	127	29	58	471	47	18	12363
83.09	9.75	1.24	1.03	0.23	0.47	3.81	0.38	---	100

2 0 0 6

Three way count



SITE Millennium Way - Morrisons Roundabout DATE: 09/03/2006
DIR From Y Rhodfa to any of other legs - 1way DAY Thursday

SITE Millennium Way - Morrisons Roundabout DATE: 09/03/2006
DIR To Y Rhodfa from any of the other legs - 1way DAY Thursday

SITE Millennium Way - Morrisons Roundabout DATE: 09/03/2006
DIR Y Rhodfa - 2way DAY Thursday

START PERIOD	CARS	LCV	MCV	HCV 2 AXLE	HCV 3 AXLE	HCV 4+ AXLE	MOTOR BUSES	MOTOR CYCLES	MOTOR CYCLES	TOTAL
7.00	3	0	0	0	0	0	0	0	0	3
/	0	1	0	0	0	1	0	0	0	2
AJ	0	0	0	0	0	0	0	0	0	0
MJ	0	0	0	0	0	0	0	0	0	0
PI	0	0	0	0	0	0	0	0	0	0
EJ	1	0	0	0	0	0	0	0	0	1
AJ	1	1	0	0	0	0	0	0	0	2
KJ	0	0	0	0	0	0	0	0	0	0
\	1	0	1	0	0	0	0	0	0	2
9.30	1	0	0	0	0	0	0	0	0	1
10.00	3	2	0	0	0	0	0	0	0	5
10.30	6	0	0	0	0	0	0	0	0	6
11.00	3	1	0	0	0	0	0	0	0	4
11.30	2	0	0	1	0	0	0	0	0	3
12.00	5	0	0	0	0	0	0	0	0	5
12.30	12	0	0	0	0	0	0	0	0	12
13.00	3	2	0	0	0	0	0	0	0	5
13.30	9	1	0	0	0	0	0	0	0	10
14.00	3	1	1	0	0	0	0	0	0	5
14.30	6	0	0	0	0	0	0	0	0	6
15.00	1	0	0	0	0	0	0	0	0	1
15.30	3	0	0	0	0	0	0	0	0	3
/	0	0	0	0	0	0	0	0	0	0
MJ	4	0	0	0	0	0	0	0	0	4
PI	4	0	0	0	0	0	0	0	0	4
EJ	3	1	0	0	0	0	0	0	0	4
AJ	4	0	0	0	0	0	0	0	0	4
KJ	2	0	0	0	0	0	0	0	0	2
\	3	0	0	0	0	0	0	0	0	3
18.00	7	0	0	0	0	0	0	0	0	7
18.30	10	0	0	0	0	0	0	0	0	10

CARS	LCV	MCV	HCV 2 AXLE	HCV 3 AXLE	HCV 4+ AXLE	MOTOR BUSES	MOTOR CYCLES	MOTOR CYCLES	TOTAL
4	1	0	0	0	0	0	0	0	5
0	0	0	0	0	0	0	0	0	0
0	0	0	0	0	0	0	0	0	0
0	0	0	0	0	0	0	0	0	0
1	0	0	0	0	0	0	0	0	1
2	0	0	0	0	0	0	0	0	2
2	1	0	0	0	0	0	0	0	3
2	0	0	0	0	0	0	0	0	2
2	0	1	0	0	0	0	0	0	3
2	4	0	0	0	0	0	0	0	6
9	1	1	0	0	0	0	0	0	11
5	0	0	0	0	0	0	0	0	5
4	1	0	1	0	0	0	0	0	6
4	0	0	0	0	1	0	0	0	5
15	2	0	0	0	0	0	0	0	17
10	1	0	0	0	0	0	0	0	11
19	1	1	0	0	0	0	0	0	21
12	1	0	0	0	0	0	1	0	14
7	2	0	0	0	0	0	0	0	9
16	2	0	0	0	0	0	0	0	18
10	0	0	0	0	0	0	0	0	10
11	0	0	0	0	0	0	0	0	11
5	0	0	0	0	0	0	0	0	5
3	0	0	0	0	0	0	0	0	3
10	0	0	0	0	0	0	0	0	10
4	1	0	0	0	0	0	0	0	5
4	0	0	0	0	0	0	0	0	4
3	0	0	0	0	0	0	0	0	3
5	0	0	0	0	0	0	0	0	5
4	0	0	0	0	0	0	0	0	4
3	0	0	0	0	0	0	0	0	3
17	0	0	0	0	0	0	0	0	17

CARS	LCV	MCV	HCV 2 AXLE	HCV 3 AXLE	HCV 4+ AXLE	MOTOR BUSES	MOTOR CYCLES	MOTOR CYCLES	TOTAL
7	1	0	0	0	0	0	0	0	8
0	1	0	0	0	1	0	0	0	2
0	0	0	0	0	0	0	0	0	0
0	0	0	0	0	0	0	0	0	0
1	0	0	0	0	0	0	0	0	1
3	0	0	0	0	0	0	0	0	3
3	2	0	0	0	0	0	0	0	5
2	0	0	0	0	0	0	0	0	2
3	0	2	0	0	0	0	0	0	5
3	4	0	0	0	0	0	0	0	7
12	3	1	0	0	0	0	0	0	16
11	0	0	0	0	0	0	0	0	11
7	2	0	1	0	0	0	0	0	10
6	0	0	1	0	1	0	0	0	8
20	2	0	0	0	0	0	0	0	22
22	1	0	0	0	0	0	0	0	23
22	3	1	0	0	0	0	0	0	26
21	2	0	0	0	0	0	1	0	24
10	3	1	0	0	0	0	0	0	14
22	2	0	0	0	0	0	0	0	24
11	0	0	0	0	0	0	0	0	11
14	0	0	0	0	0	0	0	0	14
5	0	0	0	0	0	0	0	0	5
7	0	0	0	0	0	0	0	0	7
14	0	0	0	0	0	0	0	0	14
7	2	0	0	0	0	0	0	0	9
8	0	0	0	0	0	0	0	0	8
5	0	0	0	0	0	0	0	0	5
7	0	0	0	0	0	0	0	0	7
7	0	0	0	0	0	0	0	0	7
10	0	0	0	0	0	0	0	0	10
27	0	0	0	0	0	0	0	0	27

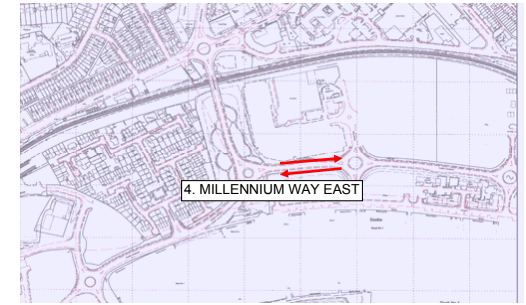
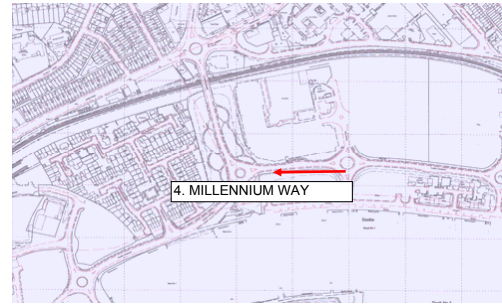
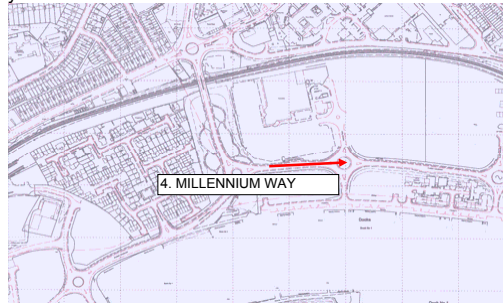
PK 800 - 0900	2	1	0	0	0	0	0	0	0	3
PK 1630-1730	13	1	0	0	0	0	0	0	0	14
2 HR AM PK	3	2	1	0	0	1	0	0	0	7
2 HR PM PK	22	1	0	0	0	0	0	0	0	23
12 HOUR TOTAL	102	10	2	1	0	1	0	0	0	116
% OF TOTAL	87.93	8.62	1.72	0.86	0.00	0.86	0.00	0.00	---	100

5	1	0	0	0	0	0	0	0	6
21	1	0	0	0	0	0	0	0	22
9	1	1	0	0	0	0	0	0	11
38	1	0	0	0	0	0	0	0	39
195	18	3	1	0	1	0	1	0	219
89.04	8.22	1.37	0.46	0.00	0.46	0.00	0.46	---	100

7	2	0	0	0	0	0	0	0	9
34	2	0	0	0	0	0	0	0	36
12	3	2	0	0	1	0	0	0	18
60	2	0	0	0	0	0	0	0	62
297	28	5	2	0	2	0	1	0	335
88.66	8.36	1.49	0.60	0.00	0.60	0.00	0.30	---	100

2 0 0 6

Three way count



SITE Millennium Way - Morrisons Roundabout DATE: 09/03/2006
DIR From Millennium Way west to any of other legs - 1way DAY Thursday

SITE Millennium Way - Morrisons Roundabout DATE: 09/03/2006
DIR To Millennium Way west from any of the other legs - 1way DAY Thursday

SITE Millennium Way - Morrisons Roundabout DATE: 09/03/2006
DIR Millennium Way west - 2way DAY Thursday

START PERIOD	CARS	LCV	MCV	HCV 2 AXLE	HCV 3 AXLE	HCV 4+ AXLE	BUSES	MOTOR CYCLES	MOTOR CYCLES	TOTAL
7.00	221	33	2	1	0	0	1	2	1	260
7.30	142	24	0	1	0	3	0	1	2	171
7.45	173	24	4	1	1	0	0	2	0	205
8.00	170	22	3	2	0	1	4	1	1	203
8.15	143	19	1	1	0	2	3	4	0	173
8.30	196	19	2	2	0	1	2	0	0	222
8.45	187	18	1	1	0	0	5	1	0	213
9.00	204	14	2	4	0	0	7	0	0	231
9.15	162	22	1	3	0	0	9	0	0	197
9.30	291	24	6	5	1	0	14	0	1	341
10.00	260	19	10	3	0	2	13	1	0	308
10.30	290	23	4	4	1	1	12	2	0	337
11.00	315	20	3	5	0	0	14	1	0	358
11.30	327	20	5	2	1	1	10	1	0	367
12.00	353	27	9	2	2	0	15	2	0	410
12.30	344	18	6	1	2	1	7	1	0	380
13.00	321	32	1	2	0	2	11	1	0	370
13.30	328	25	2	1	0	0	13	0	0	369
14.00	294	31	4	7	0	1	12	3	0	352
14.30	332	32	3	4	0	1	11	0	0	383
15.00	328	36	2	2	3	0	12	3	0	386
15.30	319	24	2	7	0	1	9	0	0	362
16.00	168	12	2	0	0	0	7	0	0	189
16.15	145	9	3	2	0	0	6	0	0	165
16.30	161	7	2	0	0	0	7	0	0	177
16.45	172	15	1	1	0	0	10	0	0	199
17.00	177	8	1	0	0	0	5	1	0	192
17.15	136	7	1	0	0	0	6	1	0	151
17.30	161	13	1	0	0	0	6	0	0	181
17.45	148	4	0	0	0	0	4	0	0	156
18.00	294	7	5	1	0	0	9	2	0	318
18.30	282	11	0	0	0	0	4	0	0	297

CARS	LCV	MCV	HCV 2 AXLE	HCV 3 AXLE	HCV 4+ AXLE	BUSES	MOTOR CYCLES	MOTOR CYCLES	TOTAL
57	7	1	0	1	0	6	1	1	73
36	5	1	0	0	2	7	0	0	51
48	12	3	1	0	2	4	0	0	70
50	11	0	0	1	0	3	0	0	65
73	9	1	1	1	0	3	0	0	88
86	16	0	2	0	0	1	0	0	105
118	11	2	3	0	1	5	1	0	141
100	18	0	4	1	0	5	2	0	130
96	10	2	2	0	1	7	0	0	118
223	31	5	5	0	0	12	0	0	276
184	25	4	3	1	1	11	0	0	229
204	23	3	5	3	1	12	0	0	251
186	14	6	4	1	1	17	0	1	229
240	37	1	5	3	1	8	1	0	296
256	24	3	0	0	2	12	2	0	299
220	21	2	3	1	1	7	0	0	255
297	27	6	0	0	0	13	2	0	345
269	23	2	4	1	4	7	2	0	312
284	28	3	0	0	1	16	0	0	332
288	26	0	6	1	1	15	2	0	339
289	20	3	4	0	1	6	0	0	323
336	36	7	4	2	0	8	3	0	396
158	12	1	1	0	0	4	1	0	177
145	17	3	0	0	0	4	0	0	169
156	16	2	0	0	0	3	0	1	177
186	14	1	1	0	0	3	3	2	208
218	16	3	0	0	0	5	1	1	243
194	14	0	0	0	0	6	2	0	216
202	16	1	0	0	0	3	2	0	224
154	20	0	0	0	0	2	0	0	176
342	15	3	1	0	0	7	1	0	369
304	17	2	0	0	0	3	1	2	327

CARS	LCV	MCV	HCV 2 AXLE	HCV 3 AXLE	HCV 4+ AXLE	BUSES	MOTOR CYCLES	MOTOR CYCLES	TOTAL
278	40	3	1	1	0	7	3	2	333
178	29	1	1	0	5	7	1	2	222
221	36	7	2	1	2	4	2	0	275
220	33	3	2	1	1	7	1	1	268
216	28	2	2	1	2	6	4	0	261
282	35	2	4	0	1	3	0	0	327
305	29	3	4	0	1	10	2	0	354
304	32	2	8	1	0	12	2	0	361
258	32	3	5	0	1	16	0	0	315
514	55	11	10	1	0	26	0	1	617
444	44	14	6	1	3	24	1	0	537
494	46	7	9	4	2	24	2	0	588
501	34	9	9	1	1	31	1	1	587
567	57	6	7	4	2	18	2	0	663
609	51	12	2	2	2	27	4	0	709
564	39	8	4	3	2	14	1	0	635
618	59	7	2	0	2	24	3	0	715
597	48	4	5	1	4	20	2	0	681
578	59	7	7	0	2	28	3	0	684
620	58	3	10	1	2	26	2	0	722
617	56	5	6	3	1	18	3	0	709
655	60	9	11	2	1	17	3	0	758
326	24	3	1	0	0	11	1	0	366
290	26	6	2	0	0	10	0	0	334
317	23	4	0	0	0	10	0	1	354
358	29	2	2	0	0	13	3	2	407
395	24	4	0	0	0	10	2	1	435
330	21	1	0	0	0	12	3	0	367
363	29	2	0	0	0	9	2	0	405
302	24	0	0	0	0	6	0	0	332
636	22	8	2	0	0	16	3	0	687
586	28	2	0	0	0	7	1	2	624

PK 800 - 0900	696	78	7	6	0	4	14	6	1	811
PK 1630-1730	646	37	5	1	0	0	28	2	0	719
2 HR AM PK	1377	162	14	15	1	7	30	9	3	1615
2 HR PM PK	1268	75	11	3	0	0	51	2	0	1410
12 HOUR TOTAL	7544	619	89	65	11	17	248	30	5	8623
% OF TOTAL	87.49	7.18	1.03	0.75	0.13	0.20	2.88	0.35	---	100

327	47	3	6	2	1	12	1	0	399
754	60	6	1	0	0	17	6	4	844
607	92	9	13	3	6	35	3	0	768
1413	125	11	2	0	0	30	9	4	1590
5999	591	71	59	17	20	225	27	8	7009
85.59	8.43	1.01	0.84	0.24	0.29	3.21	0.39	---	100

1023	125	10	12	2	5	26	7	1	1210
1400	97	11	2	0	0	45	8	4	1563
1984	254	23	28	4	13	65	12	3	2383
2681	200	22	5	0	0	81	11	4	3000
13543	1210	160	124	28	37	473	57	13	15632
86.64	7.74	1.02	0.79	0.18	0.24	3.03	0.36	---	100

- A - Petrol Station exit
- B - Retail Park (Halfords, Instore, Argos, Focus)
- C - Access link
- D - Morrisons
- E - Petrol Station



Location: Internal trips with Morrisons and Retail park, off Ffordd y Mileniwm

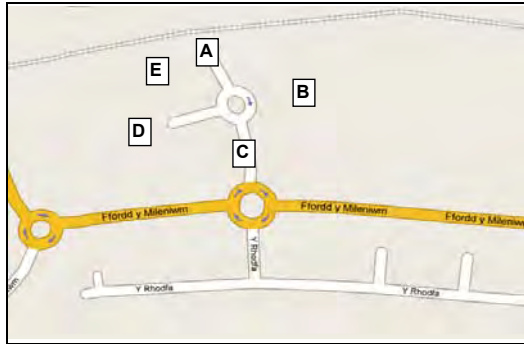
Date: 24.04.08, Thursday

Time: 07:30 - 09:30

Surveyor: RH

		C to D	C to E	C to B	D to C	D to B	B to C	B to D	Exiting A
07:30	07:45								
07:45	08:00	31	26	5	5	0	3	1	25
08:00	08:15	27	28	6	11	0	3	0	23
08:15	08:30	41	25	6	22	0	4	2	34
08:30	08:45	54	27	10	21	1	0	1	31
08:45	09:00	44	26	10	33	2	3	2	40
09:00	09:15	87	30	16	44	3	14	0	36
09:15	09:30	58	26	19	26	3	13	0	36

- A - Petrol Station exit
- B - Retail Park (Halfords, Instore, Argos, Focus)
- C - Access link
- D - Morrisons
- E - Petrol Station



Location: Internal trips with Morrisons and Retail park, off Ffordd y Mileniwm

Date: 23.04.08, Wednesday

Time: 16:00 - 18:00

Surveyor: PAC

		C to D/E	C to B	D to C	D to B	B to C	B to D	Exiting A
04:00	04:15	96	45	71	7	25	7	34
04:15	04:30	107	35	58	5	45	8	36
04:30	04:45	102	44	89	4	41	10	50
04:45	05:00	118	31	98	4	46	10	29
05:00	05:15	128	42	94	5	42	10	44
05:15	05:30	117	41	88	3	29	8	44
05:30	05:45	116	36	93	1	39	9	51
05:45	06:00	106	25	87	1	42	10	45

Observations

High proportions of Taxies

Vehicle Occupancy - 18:00-18:15

1.98206278

Fuel Busy

1 2 3 4 5 +

High vehicle occupancy

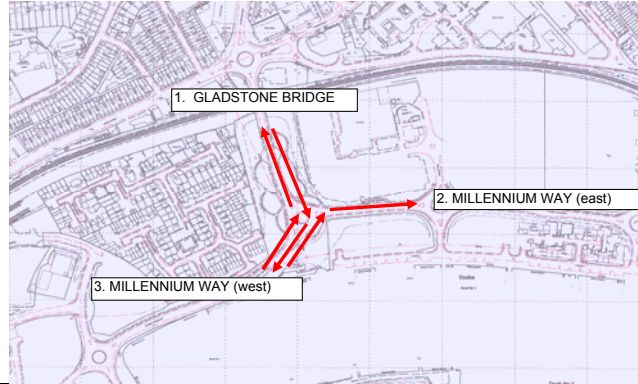
85 84 30 21 3

Very few heavies, some transit-type vehicle

Millennium Way - Gladstone Road roundabout (A)

26th September 2007

Gladstone Bridge to Millennium Way west (1to3)
 Millennium Way west to Gladstone Bridge (3to1)
 Millennium Way west to Millennium Way east (3to2)



CARS cars
 LCV light commercial vehicles
 MCV medium commercial vehicles
 HCV 2 AXLE heavy commercial vehicles - 2 axle
 HCV 3 AXLE heavy commercial vehicles - 3 axle
 HCV 4+ AXLE heavy commercial vehicles - 4 plus axles
 BUSES buses
 MOTOR CYCLES motor cycles
 CYCLES cycles - count NOT included in vehicle TOTALS

SITE	Millennium Way - Gladstone Road roundabout (A)	DATE:	26/09/07
DIR	Gladstone Bridge to Millennium Way west (1to3)	DAY	Wednesday

SITE	Millennium Way - Gladstone Road roundabout (A)	DATE:	26/09/07
DIR	Millennium Way west to Gladstone Bridge (3to1)	DAY	Wednesday

SITE	Millennium Way - Gladstone Road roundabout (A)	DATE:	26/09/07
DIR	Millennium Way west to Millennium Way east (3to2)	DAY	Wednesday

START PERIOD	CARS	LCV	MCV	HCV 2 AXLE	HCV 3 AXLE	HCV 4+ AXLE	BUSES	MOTOR CYCLES	CYCLES	TOTAL
7.00	0	0	0	0	0	0	0	0	0	0
/ 7.30	7	0	0	0	0	0	0	0	0	7
A 7.45	2	1	0	0	0	0	0	0	0	3
M 8.00	4	0	0	0	0	0	0	0	0	4
P 8.15	5	1	0	0	0	0	1	0	0	7
E 8.30	11	0	0	0	0	0	0	1	0	12
A 8.45	10	2	0	0	0	0	0	0	0	12
K 9.00	11	2	0	0	0	0	0	0	0	13
\ 9.15	3	1	0	0	0	0	0	0	0	4
9.30	7	2	0	0	0	0	0	0	0	9
10.00	9	4	0	0	0	0	1	0	0	14
10.30	9	0	0	0	0	0	1	0	0	10
11.00	7	4	0	0	0	0	1	0	0	12
11.30	15	5	0	0	0	0	2	0	0	22
12.00	12	3	0	0	0	0	0	0	0	15
12.30	18	6	0	0	0	1	0	0	1	25
13.00	13	2	1	1	1	0	2	0	0	20
13.30	13	0	0	0	0	0	0	0	0	13
14.00	15	0	0	0	0	0	0	0	0	15
14.30	10	1	0	1	0	0	0	0	1	12
15.00	18	0	1	0	0	0	1	0	1	20
15.30	15	2	0	0	0	0	2	0	0	19
/ 16.00	6	1	0	0	0	0	0	0	0	7
P 16.15	9	0	1	0	0	0	0	0	0	10
M 16.30	9	0	0	0	0	0	0	0	0	9
P 16.45	14	0	0	0	0	0	0	0	0	14
E 17.00	11	1	0	0	0	0	0	1	0	13
A 17.15	8	0	0	0	0	0	0	0	0	8
K 17.30	12	1	1	0	0	0	0	0	0	14
\ 17.45	9	3	1	0	0	0	0	0	0	13
18.00	15	2	0	0	0	0	0	0	1	17
18.30	14	2	0	0	0	0	0	0	1	16
PK 800 - 0900	30	3	0	0	0	0	1	1	0	35
PK 1630-1730	42	1	0	0	0	0	0	1	0	44
2 HR AM PK	53	7	0	0	0	0	1	1	0	62
2 HR PM PK	78	6	3	0	0	0	0	1	0	88
12 HOUR TOTAL	321	46	5	2	1	1	11	2	5	389
% OF TOTAL	82.52	11.83	1.29	0.51	0.26	0.26	2.83	0.51	---	100

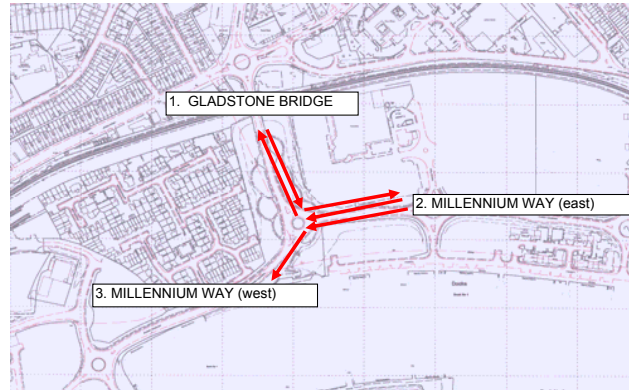
START PERIOD	CARS	LCV	MCV	HCV 2 AXLE	HCV 3 AXLE	HCV 4+ AXLE	BUSES	MOTOR CYCLES	CYCLES	TOTAL
6	1	1	0	0	0	0	0	0	0	8
2	1	0	0	0	0	0	0	0	0	3
6	1	0	0	0	0	0	0	0	0	7
9	1	1	0	0	0	0	0	0	0	11
4	0	0	0	0	0	0	0	0	0	4
22	1	0	0	0	0	0	0	0	1	23
8	2	0	0	0	0	0	0	0	0	10
6	5	0	0	0	0	0	0	0	0	11
3	1	0	0	0	0	0	0	0	0	4
6	4	1	0	0	0	0	0	0	0	11
8	1	0	0	0	0	0	1	0	0	10
10	0	0	0	0	0	0	0	0	0	10
11	8	0	1	0	0	0	0	0	0	20
11	3	0	0	0	0	0	1	0	0	15
6	1	0	0	0	0	0	1	0	0	8
16	3	0	0	0	1	0	0	0	1	20
11	2	0	0	0	0	0	1	0	0	14
5	1	0	0	0	0	0	0	0	0	6
3	1	0	0	0	0	0	0	0	0	4
20	0	0	1	0	0	0	0	0	0	21
17	3	0	0	0	0	0	0	0	0	20
6	3	0	0	0	0	0	1	1	0	11
5	1	0	0	0	0	0	0	0	0	6
3	0	0	0	0	0	0	0	0	0	3
10	2	0	0	0	0	0	0	0	0	12
8	1	0	0	0	0	0	0	1	0	10
5	1	0	0	0	0	0	0	0	0	6
8	0	0	0	0	0	0	0	0	0	8
3	2	1	0	0	0	0	0	0	0	6
10	1	0	0	0	0	0	0	0	1	11
5	1	0	0	0	0	0	0	0	0	6
5	0	0	0	0	0	0	0	0	0	5
43	4	1	0	0	0	0	0	0	1	48
31	4	0	0	0	0	0	0	1	0	36
60	12	1	0	0	0	0	0	0	1	73
52	8	1	0	0	0	0	0	1	1	62
258	52	4	2	0	1	5	2	3	---	324
79.63	16.05	1.23	0.62	0.00	0.31	1.54	0.62	---	---	100

START PERIOD	CARS	LCV	MCV	HCV 2 AXLE	HCV 3 AXLE	HCV 4+ AXLE	BUSES	MOTOR CYCLES	CYCLES	TOTAL
36	7	2	1	0	0	0	0	0	0	46
20	7	0	0	0	0	0	1	1	0	29
27	4	2	0	0	0	0	0	0	0	33
36	2	0	0	0	0	0	0	1	1	39
26	1	0	0	0	0	0	1	1	0	29
28	4	0	1	0	0	0	0	1	0	34
23	1	0	0	0	0	0	0	0	0	24
19	3	0	0	0	0	0	0	0	0	22
21	3	0	0	0	0	0	0	0	0	24
35	3	0	2	0	0	0	0	0	1	40
37	6	1	0	0	0	0	0	0	0	44
35	3	0	0	0	0	0	0	0	0	38
40	5	0	1	0	0	0	0	0	0	46
46	6	0	0	0	0	0	2	0	0	54
40	1	0	1	0	0	0	0	1	0	43
39	5	0	0	0	0	0	0	0	0	44
39	8	2	1	0	0	0	1	0	0	51
39	6	2	0	0	0	0	0	1	0	48
37	5	0	0	0	0	0	0	0	0	42
42	9	1	0	0	0	0	0	1	0	53
37	3	1	0	0	0	0	1	0	0	42
65	1	1	0	0	0	0	1	0	0	68
21	7	1	0	0	0	0	0	0	0	29
23	0	0	0	0	0	0	1	0	0	24
22	1	0	0	0	0	0	1	1	0	25
30	3	1	0	0	0	0	0	0	0	34
26	1	0	0	0	0	0	0	0	0	27
15	2	0	0	0	0	0	0	0	1	17
25	4	0	0	0	0	1	0	0	0	30
17	2	0	0	0	0	0	0	0	0	19
16	0	1	0	0	0	0	0	0	0	17
17	1	0	0	0	0	0	0	0	0	18
113	8	0	1	0	0	1	3	1	---	126
93	7	1	0	0	0	1	1	1	---	103
200	25	2	1	0	0	2	4	1	---	234
179	20	2	0	0	1	2	1	1	---	205
979	114	15	7	0	1	9	8	3	---	1133
86.41	10.06	1.32	0.62	0.00	0.09	0.79	0.71	---	---	100

Millennium Way - Gladstone Bridge roundabout (B)

26th September 2007

Millennium Way east to Millennium Way west (2to3)
 Gladstone Bridge to Millennium Way east (1to2)
 Millennium Way east to Gladstone Bridge (2to1)



CARS cars
 LCV light commercial vehicles
 MCV medium commercial vehicles
 HCV 2 AXLE heavy commercial vehicles - 2 axle
 HCV 3 AXLE heavy commercial vehicles - 3 axle
 HCV 4+ AXLE heavy commercial vehicles - 4 plus axles
 BUSES buses
 MOTOR CYCLES motor cycles
 CYCLES cycles - count NOT included in vehicle TOTALS

SITE	Millennium Way - Gladstone Bridge roundabout (B)	DATE:	26/09/07
DIR	Millennium Way east to Millennium Way west (2to3)	DAY	Wednesday

SITE	Millennium Way - Gladstone Bridge roundabout (B)	DATE:	26/09/07
DIR	Gladstone Bridge to Millennium Way east (1to2)	DAY	Wednesday

SITE	Millennium Way - Gladstone Bridge roundabout (B)	DATE:	26/09/07
DIR	Millennium Way east to Gladstone Bridge (2to1)	DAY	Wednesday

START PERIOD	CARS	LCV	MCV	HCV 2 AXLE	HCV 3 AXLE	HCV 4+ AXLE	BUSES	MOTOR CYCLES	CYCLES	TOTAL
7.00	11	1	0	0	0	0	0	0	0	12
/	4	3	0	0	0	0	0	0	0	7
A	9	3	0	0	0	0	0	0	0	12
M	10	2	0	0	0	0	0	0	1	12
PI	22	2	0	0	0	0	0	0	0	24
E	23	3	0	0	0	0	0	0	0	26
A	33	6	0	0	0	0	2	0	0	41
K	21	4	0	0	0	0	0	0	0	25
\	19	2	0	0	0	0	0	0	0	21
9.30	35	3	3	0	0	0	1	0	0	42
10.00	48	9	2	0	0	0	0	0	0	59
10.30	43	8	3	3	0	0	0	0	0	57
11.00	54	7	0	0	0	0	0	1	0	62
11.30	69	6	0	0	0	0	0	0	0	75
12.00	54	5	1	0	0	0	0	0	0	60
12.30	63	13	0	0	0	0	0	0	0	76
13.00	66	6	1	1	0	0	1	1	0	76
13.30	50	8	1	0	0	0	0	0	0	59
14.00	63	5	1	0	0	0	0	0	0	69
14.30	61	6	0	0	0	0	0	0	1	67
15.00	70	9	0	0	0	0	0	0	1	79
15.30	95	6	1	0	0	0	0	0	1	102
/	47	1	0	0	0	0	0	0	0	48
PI	47	4	1	0	0	0	0	0	0	52
M	65	6	1	0	0	0	0	0	0	72
PI	54	7	0	0	0	0	1	1	0	63
E	96	6	1	0	0	0	0	1	2	104
A	67	3	2	0	0	0	0	1	0	73
K	59	5	0	0	0	1	1	2	1	68
\	65	6	0	0	0	0	0	1	0	72
18.00	112	8	1	0	0	0	0	2	1	123
18.30	89	7	0	1	0	0	0	0	0	97

START PERIOD	CARS	LCV	MCV	HCV 2 AXLE	HCV 3 AXLE	HCV 4+ AXLE	BUSES	MOTOR CYCLES	CYCLES	TOTAL
7.00	218	31	3	4	0	0	1	0	1	257
/	117	14	1	0	0	0	1	2	0	135
A	163	25	4	3	0	0	3	3	0	201
M	149	18	1	1	0	1	2	0	2	172
PI	180	23	0	3	0	0	7	3	0	216
E	172	24	1	2	0	0	8	2	0	209
A	145	13	1	1	0	0	9	0	0	169
K	158	13	0	1	0	0	8	0	1	180
\	144	17	0	4	0	0	6	2	0	173
9.30	248	33	4	5	1	0	15	1	0	307
10.00	242	28	3	3	0	0	9	1	0	286
10.30	275	31	2	3	0	1	18	2	1	332
11.00	302	20	5	5	0	1	11	0	0	344
11.30	278	28	3	3	0	0	18	2	1	332
12.00	335	35	3	3	0	0	11	0	0	387
12.30	264	34	2	2	0	1	17	0	0	320
13.00	286	23	1	3	0	1	11	1	0	326
13.30	264	19	5	4	0	0	15	1	0	308
14.00	272	29	1	3	0	0	14	0	0	319
14.30	251	26	3	1	0	1	16	1	0	299
15.00	305	21	7	2	0	0	14	1	0	350
15.30	332	23	2	1	0	0	18	1	0	377
/	156	7	4	2	0	0	5	1	0	175
PI	178	15	3	0	0	0	7	2	0	205
M	125	19	2	1	0	0	13	0	0	160
PI	138	9	2	1	0	0	6	2	1	158
E	143	11	2	0	0	0	9	0	0	165
A	153	11	0	0	0	0	7	0	0	171
K	158	8	0	1	0	0	3	2	0	172
\	121	17	1	2	0	0	4	1	0	146
18.00	120	8	0	1	0	0	6	1	0	136
18.30	128	9	0	0	0	0	1	3	0	141

START PERIOD	CARS	LCV	MCV	HCV 2 AXLE	HCV 3 AXLE	HCV 4+ AXLE	BUSES	MOTOR CYCLES	CYCLES	TOTAL
7.00	47	5	0	0	0	2	13	0	0	67
/	30	6	1	1	0	0	6	0	0	44
A	42	7	1	1	0	0	8	0	0	59
M	37	10	2	1	0	0	3	0	0	53
PI	72	12	1	0	0	0	3	1	0	89
E	78	11	1	4	0	0	3	0	0	97
A	103	8	1	2	1	0	6	1	0	122
K	61	15	1	3	0	0	4	0	0	84
\	96	13	1	5	0	1	5	1	0	122
9.30	172	19	1	4	1	1	14	1	0	213
10.00	160	22	2	2	0	1	14	2	0	203
10.30	183	28	5	2	0	1	14	0	1	233
11.00	187	29	3	2	1	0	9	0	1	231
11.30	217	22	2	3	2	1	13	1	0	261
12.00	212	24	1	7	0	0	15	0	0	259
12.30	219	27	2	1	0	0	13	1	0	263
13.00	199	12	0	2	0	0	11	0	0	224
13.30	201	14	2	3	0	0	16	1	0	237
14.00	213	19	2	4	0	1	18	0	1	257
14.30	233	25	0	2	0	0	17	0	0	277
15.00	255	17	6	3	0	0	10	1	0	292
15.30	241	19	2	1	0	0	14	2	0	279
/	141	13	0	0	0	0	5	2	0	161
PI	139	15	1	0	0	0	9	1	0	165
M	155	19	0	0	0	0	4	1	0	179
PI	148	20	2	1	0	1	7	1	0	180
E	146	19	0	0	0	0	8	3	1	176
A	163	7	2	0	1	0	7	2	0	182
K	157	17	1	1	0	0	3	2	1	181
\	153	10	0	0	0	0	6	1	0	170
18.00	147	13	1	2	0	0	3	0	0	166
18.30	135	12	2	0	0	0	3	3	1	155

PK 800 - 0900	88	13	0	0	0	0	2	0	1	103
PK 1630-1730	282	22	4	0	0	0	1	3	2	312
2 HR AM PK	141	25	0	0	0	0	2	0	1	168
2 HR PM PK	500	38	5	0	0	1	2	6	3	552
12 HOUR TOTAL	1624	170	19	5	0	1	6	10	8	1835
% OF TOTAL	88.50	9.26	1.04	0.27	0.00	0.05	0.33	0.54	---	100

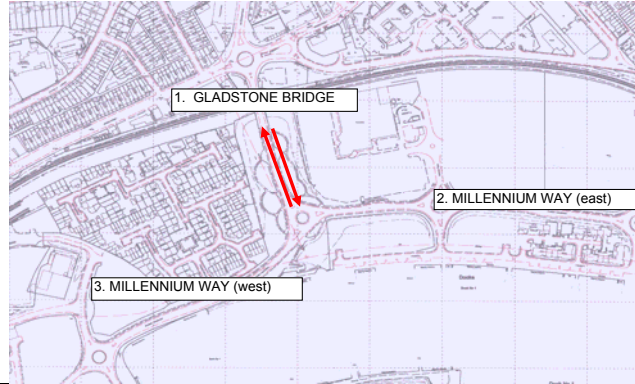
646	78	3	7	0	1	26	5	2	766
559	50	6	2	0	0	35	2	1	654
1228	147	8	15	0	1	44	12	3	1455
1172	97	14	7	0	0	54	8	1	1352
6520	642	66	65	1	6	293	35	7	7628
85.47	8.42	0.87	0.85	0.01	0.08	3.84	0.46	---	100

290	41	5	7	1	0	15	2	0	361
612	65	4	1	1	1	26	7	1	717
519	82	9	17	1	1	38	3	0	670
1202	120	6	2	1	1	49	13	2	1394
4742	509	46	57	6	9	284	28	6	5681
83.47	8.96	0.81	1.00	0.11	0.16	5.00	0.49	---	100

Millennium Way - Gladstone Road roundabout

26th September 2007

To Gladstone Bridge
From Gladstone Bridge
Gladstone Bridge leg 2way



CARS cars
LCV light commercial vehicles
MCV medium commercial vehicles
HCV 2 AXLE heavy commercial vehicles - 2 axle
HCV 3 AXLE heavy commercial vehicles - 3 axle
HCV 4+ AXLE heavy commercial vehicles - 4 plus axles
BUSES buses
MOTOR CYCLES motor cycles
CYCLES cycles - count NOT included in vehicle TOTALS

SITE	Millennium Way - Gladstone Road roundabout	DATE:	26/09/07
DIR	To Gladstone Bridge	DAY	Wednesday

SITE	Millennium Way - Gladstone Road roundabout	DATE:	26/09/07
DIR	From Gladstone Bridge	DAY	Wednesday

SITE	Millennium Way - Gladstone Road roundabout	DATE:	26/09/07
DIR	Gladstone Bridge leg 2way	DAY	Wednesday

START PERIOD	CARS	LCV	MCV	HCV 2 AXLE	HCV 3 AXLE	HCV 4+ AXLE	BUSES	MOTOR CYCLES	CYCLES	TOTAL
7.00	53	6	1	0	0	2	13	0	0	75
/	32	7	1	1	0	0	6	0	0	47
AJ	48	8	1	1	0	0	8	0	0	66
MJ	46	11	3	1	0	0	3	0	0	64
PI	76	12	1	0	0	0	3	1	0	93
EJ	100	12	1	4	0	0	3	0	1	120
AJ	111	10	1	2	1	0	6	1	0	132
KJ	67	20	1	3	0	0	4	0	0	95
\	99	14	1	5	0	1	5	1	0	126
9.30	178	23	2	4	1	1	14	1	0	224
10.00	168	23	2	2	0	1	15	2	0	213
10.30	193	28	5	2	0	1	14	0	1	243
11.00	198	37	3	3	1	0	9	0	1	251
11.30	228	25	2	3	2	1	14	1	0	276
12.00	218	25	1	7	0	0	16	0	0	267
12.30	235	30	2	1	0	1	13	1	1	283
13.00	210	14	0	2	0	0	12	0	0	238
13.30	206	15	2	3	0	0	16	1	0	243
14.00	216	20	2	4	0	1	18	0	1	261
14.30	253	25	0	3	0	0	17	0	0	298
15.00	272	20	6	3	0	0	10	1	0	312
15.30	247	22	2	1	0	0	15	3	0	290
/	146	14	0	0	0	0	5	2	0	167
PI	142	15	1	0	0	0	9	1	0	168
MJ	165	21	0	0	0	0	4	1	0	191
PI	156	21	2	1	0	1	7	2	0	190
EJ	151	20	0	0	0	0	8	3	1	182
AJ	171	7	2	0	1	0	7	2	0	190
KJ	160	19	2	1	0	0	3	2	1	187
\	163	11	0	0	0	0	6	1	1	181
18.00	152	14	1	2	0	0	3	0	0	172
18.30	140	12	2	0	0	0	3	3	1	160

START PERIOD	CARS	LCV	MCV	HCV 2 AXLE	HCV 3 AXLE	HCV 4+ AXLE	BUSES	MOTOR CYCLES	CYCLES	TOTAL
7.00	218	31	3	4	0	0	1	0	1	257
/	124	14	1	0	0	0	1	2	0	142
AJ	165	26	4	3	0	0	3	3	0	204
MJ	153	18	1	1	0	1	2	0	2	176
PI	185	24	0	3	0	0	8	3	0	223
EJ	183	24	1	2	0	0	8	3	0	221
AJ	155	15	1	1	0	0	9	0	0	181
KJ	169	15	0	1	0	0	8	0	1	193
\	147	18	0	4	0	0	6	2	0	177
9.30	255	35	4	5	1	0	15	1	0	316
10.00	251	32	3	3	0	0	10	1	0	300
10.30	284	31	2	3	0	1	19	2	1	342
11.00	309	24	5	5	0	1	12	0	0	356
11.30	293	33	3	3	0	0	20	2	1	354
12.00	347	38	3	3	0	0	11	0	0	402
12.30	282	40	2	2	0	2	17	0	1	345
13.00	299	25	2	4	1	1	13	1	0	346
13.30	277	19	5	4	0	0	15	1	0	321
14.00	287	29	1	3	0	0	14	0	0	334
14.30	261	27	3	2	0	1	16	1	1	311
15.00	323	21	8	2	0	0	15	1	1	370
15.30	347	25	2	1	0	0	20	1	0	396
/	162	8	4	2	0	0	5	1	0	182
PI	187	15	4	0	0	0	7	2	0	215
MJ	134	19	2	1	0	0	13	0	0	169
PI	152	9	2	1	0	0	6	2	1	172
EJ	154	12	2	0	0	0	9	1	0	178
AJ	161	11	0	0	0	0	7	0	0	179
KJ	170	9	1	1	0	0	3	2	0	186
\	130	20	2	2	0	0	4	1	0	159
18.00	135	10	0	1	0	0	6	1	1	153
18.30	142	11	0	0	0	0	1	3	1	157

START PERIOD	CARS	LCV	MCV	HCV 2 AXLE	HCV 3 AXLE	HCV 4+ AXLE	BUSES	MOTOR CYCLES	CYCLES	TOTAL
7.00	271	37	4	4	0	2	14	0	1	332
/	156	21	2	1	0	0	7	2	0	189
AJ	213	34	5	4	0	0	11	3	0	270
MJ	199	29	4	2	0	1	5	0	2	240
PI	261	36	1	3	0	0	11	4	0	316
EJ	283	36	2	6	0	0	11	3	1	341
AJ	266	25	2	3	1	0	15	1	0	313
KJ	236	35	1	4	0	0	12	0	1	288
\	246	32	1	9	0	1	11	3	0	303
9.30	433	58	6	9	2	1	29	2	0	540
10.00	419	55	5	5	0	1	25	3	0	513
10.30	477	59	7	5	0	2	33	2	2	585
11.00	507	61	8	8	1	1	21	0	1	607
11.30	521	58	5	6	2	1	34	3	1	630
12.00	565	63	4	10	0	0	27	0	0	669
12.30	517	70	4	3	0	3	30	1	2	628
13.00	509	39	2	6	1	1	25	1	0	584
13.30	483	34	7	7	0	0	31	2	0	564
14.00	503	49	3	7	0	1	32	0	1	595
14.30	514	52	3	5	0	1	33	1	1	609
15.00	595	41	14	5	0	0	25	2	1	682
15.30	594	47	4	2	0	0	35	4	0	686
/	308	22	4	2	0	0	10	3	0	349
PI	329	30	5	0	0	0	16	3	0	383
MJ	299	40	2	1	0	0	17	1	0	360
PI	308	30	4	2	0	1	13	4	1	362
EJ	305	32	2	0	0	0	17	4	1	360
AJ	332	18	2	0	0	1	14	2	0	369
KJ	330	28	3	2	0	0	6	4	1	373
\	293	31	2	2	0	0	10	2	1	340
18.00	287	24	1	3	0	0	9	1	1	325
18.30	282	23	2	0	0	0	4	6	2	317

PK 800 - 0900	333	45	6	7	1	0	15	2	0	409
PK 1630-1730	643	69	4	1	1	1	26	8	1	753
2 HR AM PK	579	94	10	17	1	1	38	3	1	743
2 HR PM PK	1254	128	7	2	1	1	49	14	3	1456
12 HOUR TOTAL	5000	561	50	59	6	10	289	30	9	6005
% OF TOTAL	83.26	9.34	0.83	0.98	0.10	0.17	4.81	0.50	---	100

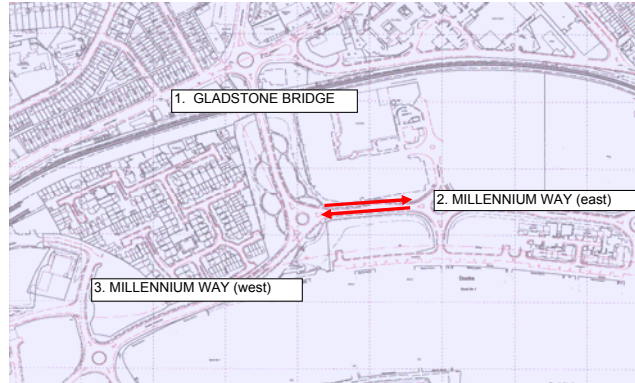
PK 800 - 0900	676	81	3	7	0	1	27	6	2	801
PK 1630-1730	601	51	6	2	0	0	35	3	1	698
2 HR AM PK	1281	154	8	15	0	1	45	13	3	1517
2 HR PM PK	1250	103	17	7	0	0	54	9	1	1440
12 HOUR TOTAL	6841	688	71	67	2	7	304	37	12	8017
% OF TOTAL	85.33	8.58	0.89	0.84	0.02	0.09	3.79	0.46	---	100

PK 800 - 0900	1009	126	9	14	1	1	42	8	3	1210
PK 1630-1730	1244	120	10	3	1	1	61	11	2	1451
2 HR AM PK	1860	248	18	32	1	2	83	16	4	2260
2 HR PM PK	2504	231	24	9	1	1	103	23	4	2896
12 HOUR TOTAL	11841	1249	121	126	8	17	593	67	21	14022
% OF TOTAL	84.45	8.91	0.86	0.90	0.06	0.12	4.23	0.48	---	100

Millennium Way - Gladstone Road roundabout

26th September 2007

To Millennium Way east
From Millennium Way east
Millennium Way east leg 2way



CARS cars
LCV light commercial vehicles
MCV medium commercial vehicles
HCV 2 AXLE heavy commercial vehicles - 2 axle
HCV 3 AXLE heavy commercial vehicles - 3 axle
HCV 4+ AXLE heavy commercial vehicles - 4 plus axles
BUSES buses
MOTOR CYCLES motor cycles
CYCLES cycles - count NOT included in vehicle TOTALS

SITE	Millennium Way - Gladstone Road roundabout	DATE:	26/09/07
DIR	To Millennium Way east	DAY	Wednesday

SITE	Millennium Way - Gladstone Road roundabout	DATE:	26/09/07
DIR	From Millennium Way east	DAY	Wednesday

SITE	Millennium Way - Gladstone Road roundabout	DATE:	26/09/07
DIR	Millennium Way east leg 2way	DAY	Wednesday

START PERIOD	CARS	LCV	MCV	HCV 2 AXLE	HCV 3 AXLE	HCV 4+ AXLE	MOTOR BUSES	MOTOR CYCLES	CYCLES	TOTAL
7.00	254	38	5	5	0	0	1	0	1	303
/ 7.30	137	21	1	0	0	0	2	3	0	164
A 7.45	190	29	6	3	0	0	3	3	0	234
M 8.00	185	20	1	1	0	1	2	1	3	211
P 8.15	206	24	0	3	0	0	8	4	0	245
E 8.30	200	28	1	3	0	0	8	3	0	243
A 8.45	168	14	1	1	0	0	9	0	0	193
K 9.00	177	16	0	1	0	0	8	0	1	202
\ 9.15	165	20	0	4	0	0	6	2	0	197
9.30	283	36	4	7	1	0	15	1	1	347
10.00	279	34	4	3	0	0	9	1	0	330
10.30	310	34	2	3	0	1	18	2	1	370
11.00	342	25	5	6	0	1	11	0	0	390
11.30	324	34	3	3	0	0	20	2	1	386
12.00	375	36	3	4	0	0	11	1	0	430
12.30	303	39	2	2	0	1	17	0	0	364
13.00	325	31	3	4	0	1	12	1	0	377
13.30	303	25	7	4	0	0	15	2	0	356
14.00	309	34	1	3	0	0	14	0	0	361
14.30	293	35	4	1	0	1	16	2	0	352
15.00	342	24	8	2	0	0	15	1	0	392
15.30	397	24	3	1	0	0	19	1	0	445
/ 16.00	177	14	5	2	0	0	5	1	0	204
P 16.15	201	15	3	0	0	0	8	2	0	229
M 16.30	147	20	2	1	0	0	14	1	0	185
P 16.45	168	12	3	1	0	0	6	2	1	192
E 17.00	169	12	2	0	0	0	9	0	0	192
A 17.15	168	13	0	0	0	0	7	0	1	188
K 17.30	183	12	0	1	0	1	3	2	0	202
\ 17.45	138	19	1	2	0	0	4	1	0	165
18.00	136	8	1	1	0	0	6	1	0	153
18.30	145	10	0	0	0	0	1	3	0	159

START PERIOD	CARS	LCV	MCV	HCV 2 AXLE	HCV 3 AXLE	HCV 4+ AXLE	MOTOR BUSES	MOTOR CYCLES	CYCLES	TOTAL
7.00	58	6	0	0	0	2	13	0	0	79
/ 7.30	34	9	1	1	0	0	6	0	0	51
A 7.45	51	10	1	1	0	0	8	0	0	71
M 8.00	47	12	2	1	0	0	3	0	1	65
P 8.15	94	14	1	0	0	0	3	1	0	113
E 8.30	101	14	1	4	0	0	3	0	0	123
A 8.45	136	14	1	2	1	0	8	1	0	163
K 9.00	82	19	1	3	0	0	4	0	0	109
\ 9.15	115	15	1	5	0	1	5	1	0	143
9.30	207	22	4	4	1	1	15	1	0	255
10.00	208	31	4	2	0	1	14	2	0	262
10.30	226	36	8	5	0	1	14	0	1	290
11.00	241	36	3	2	1	0	9	1	1	293
11.30	286	28	2	3	2	1	13	1	0	336
12.00	266	29	2	7	0	0	15	0	0	319
12.30	282	40	2	1	0	0	13	1	0	339
13.00	265	18	1	3	0	0	12	1	0	300
13.30	251	22	3	3	0	0	16	1	0	296
14.00	276	24	3	4	0	1	18	0	1	326
14.30	294	31	0	2	0	0	17	0	1	344
15.00	325	26	6	3	0	0	10	1	1	371
15.30	336	25	3	1	0	0	14	2	1	381
/ 16.00	188	14	0	0	0	0	5	2	0	209
P 16.15	186	19	2	0	0	0	9	1	0	217
M 16.30	220	25	1	0	0	0	4	1	0	251
P 16.45	202	27	2	1	0	1	8	2	0	243
E 17.00	242	25	1	0	0	0	8	4	3	280
A 17.15	230	10	4	0	1	0	7	3	0	255
K 17.30	216	22	1	1	0	1	4	4	2	249
\ 17.45	218	16	0	0	0	0	6	2	0	242
18.00	259	21	2	2	0	0	3	2	1	289
18.30	224	19	2	1	0	0	3	3	1	252

START PERIOD	CARS	LCV	MCV	HCV 2 AXLE	HCV 3 AXLE	HCV 4+ AXLE	MOTOR BUSES	MOTOR CYCLES	CYCLES	TOTAL
7.00	312	44	5	5	0	2	14	0	1	382
/ 7.30	171	30	2	1	0	0	8	3	0	215
A 7.45	241	39	7	4	0	0	11	3	0	305
M 8.00	232	32	3	2	0	1	5	1	4	276
P 8.15	300	38	1	3	0	0	11	5	0	358
E 8.30	301	42	2	7	0	0	11	3	0	366
A 8.45	304	28	2	3	1	0	17	1	0	356
K 9.00	259	35	1	4	0	0	12	0	1	311
\ 9.15	280	35	1	9	0	1	11	3	0	340
9.30	490	58	8	11	2	1	30	2	1	602
10.00	487	65	8	5	0	1	23	3	0	592
10.30	536	70	10	8	0	2	32	2	2	660
11.00	583	61	8	8	1	1	20	1	1	683
11.30	610	62	5	6	2	1	33	3	1	722
12.00	641	65	5	11	0	0	26	1	0	749
12.30	585	79	4	3	0	1	30	1	0	703
13.00	590	49	4	7	0	1	24	2	0	677
13.30	554	47	10	7	0	0	31	3	0	652
14.00	585	58	4	7	0	1	32	0	1	687
14.30	587	66	4	3	0	1	33	2	1	696
15.00	667	50	14	5	0	0	25	2	1	763
15.30	733	49	6	2	0	0	33	3	1	826
/ 16.00	365	28	5	2	0	0	10	3	0	413
P 16.15	387	34	5	0	0	0	17	3	0	446
M 16.30	367	45	3	1	0	0	18	2	0	436
P 16.45	370	39	5	2	0	1	14	4	1	435
E 17.00	411	37	3	0	0	0	17	4	3	472
A 17.15	398	23	4	0	1	0	14	3	1	443
K 17.30	399	34	1	2	0	2	7	6	2	451
\ 17.45	356	35	1	2	0	0	10	3	0	407
18.00	395	29	3	3	0	0	9	3	1	442
18.30	369	29	2	1	0	0	4	6	1	411

PK 800 - 0900	759	86	3	8	0	1	27	8	3	892
PK 1630-1730	652	57	7	2	0	0	36	3	2	757
2 HR AM PK	1428	172	10	16	0	1	46	16	4	1689
2 HR PM PK	1351	117	16	7	0	1	56	9	2	1557
12 HOUR TOTAL	7499	756	81	72	1	7	302	43	10	8761
% OF TOTAL	85.60	8.63	0.92	0.82	0.01	0.08	3.45	0.49	---	100

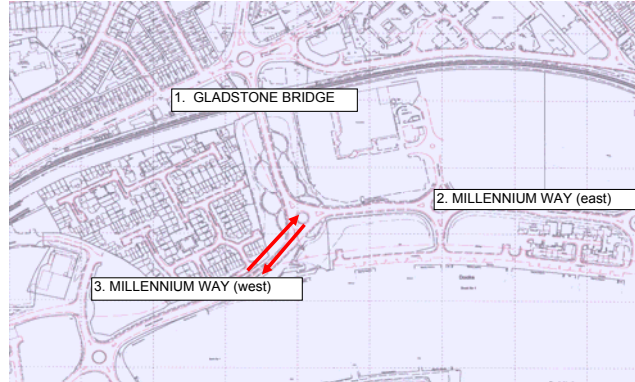
PK 800 - 0900	378	54	5	7	1	0	17	2	1	464
PK 1630-1730	894	87	8	1	1	1	27	10	3	1029
2 HR AM PK	660	107	9	17	1	1	40	3	1	838
2 HR PM PK	1702	158	11	2	1	2	51	19	5	1946
12 HOUR TOTAL	6366	679	65	62	6	10	290	38	14	7516
% OF TOTAL	84.70	9.03	0.86	0.82	0.08	0.13	3.86	0.51	---	100

PK 800 - 0900	1137	140	8	15	1	1	44	10	4	1356
PK 1630-1730	1546	144	15	3	1	1	63	13	5	1786
2 HR AM PK	2088	279	19	33	1	2	86	19	5	2527
2 HR PM PK	3053	275	27	9	1	3	107	28	7	3503
12 HOUR TOTAL	13865	1435	146	134	7	17	592	81	24	16277
% OF TOTAL	85.18	8.82	0.90	0.82	0.04	0.10	3.64	0.50	---	100

Millennium Way - Gladstone Road roundabout

26th September 2007

To Millennium Way west
From Millennium Way west
Millennium Way west leg 2way



CARS cars
LCV light commercial vehicles
MCV medium commercial vehicles
HCV 2 AXLE heavy commercial vehicles - 2 axle
HCV 3 AXLE heavy commercial vehicles - 3 axle
HCV 4+ AXLE heavy commercial vehicles - 4 plus axles
BUSES buses
MOTOR CYCLES motor cycles
CYCLES cycles - count NOT included in vehicle TOTALS

SITE	Millennium Way - Gladstone Road roundabout	DATE:	26/09/07
DIR	To Millennium Way west	DAY	Wednesday

SITE	Millennium Way - Gladstone Road roundabout	DATE:	26/09/07
DIR	From Millennium Way west	DAY	Wednesday

SITE	Millennium Way - Gladstone Road roundabout	DATE:	26/09/07
DIR	Millennium Way west leg 2way	DAY	Wednesday

START PERIOD	CARS	LCV	MCV	HCV 2 AXLE	HCV 3 AXLE	HCV 4+ AXLE	BUSES	MOTOR CYCLES	CYCLES	TOTAL
7.00	11	1	0	0	0	0	0	0	0	12
/	11	3	0	0	0	0	0	0	0	14
A	11	4	0	0	0	0	0	0	0	15
M	14	2	0	0	0	0	0	0	1	16
P	27	3	0	0	0	0	1	0	0	31
E	34	3	0	0	0	0	0	1	0	38
A	43	8	0	0	0	0	2	0	0	53
K	32	6	0	0	0	0	0	0	0	38
\	22	3	0	0	0	0	0	0	0	25
9.30	42	5	3	0	0	0	1	0	0	51
10.00	57	13	2	0	0	0	1	0	0	73
10.30	52	8	3	3	0	0	1	0	0	67
11.00	61	11	0	0	0	0	1	1	0	74
11.30	84	11	0	0	0	0	2	0	0	97
12.00	66	8	1	0	0	0	0	0	0	75
12.30	81	19	0	0	0	1	0	0	1	101
13.00	79	8	2	2	1	0	3	1	0	96
13.30	63	8	1	0	0	0	0	0	0	72
14.00	78	5	1	0	0	0	0	0	0	84
14.30	71	7	0	1	0	0	0	0	2	79
15.00	88	9	1	0	0	0	1	0	2	99
15.30	110	8	1	0	0	0	2	0	1	121
/	53	2	0	0	0	0	0	0	0	55
P	56	4	2	0	0	0	0	0	0	62
M	74	6	1	0	0	0	0	0	0	81
P	68	7	0	0	0	0	1	1	0	77
E	107	7	1	0	0	0	0	2	2	117
A	75	3	2	0	0	0	0	1	0	81
K	71	6	1	0	0	1	1	2	1	82
\	74	9	1	0	0	0	0	1	0	85
18.00	127	10	1	0	0	0	0	2	2	140
18.30	103	9	0	1	0	0	0	0	1	113

START PERIOD	CARS	LCV	MCV	HCV 2 AXLE	HCV 3 AXLE	HCV 4+ AXLE	BUSES	MOTOR CYCLES	CYCLES	TOTAL
7.00	42	8	3	1	0	0	0	0	0	54
/	22	8	0	0	0	0	1	1	0	32
A	33	5	2	0	0	0	0	0	0	40
M	45	3	1	0	0	0	0	1	1	50
P	30	1	0	0	0	0	1	1	0	33
E	50	5	0	1	0	0	0	1	1	57
A	31	3	0	0	0	0	0	0	0	34
K	25	8	0	0	0	0	0	0	0	33
\	24	4	0	0	0	0	0	0	0	28
9.30	41	7	1	2	0	0	0	0	1	51
10.00	45	7	1	0	0	0	1	0	0	54
10.30	45	3	0	0	0	0	0	0	0	48
11.00	51	13	0	2	0	0	0	0	0	66
11.30	57	9	0	0	0	0	3	0	0	69
12.00	46	2	0	1	0	0	1	1	0	51
12.30	55	8	0	0	0	1	0	0	1	64
13.00	50	10	2	1	0	0	2	0	0	65
13.30	44	7	2	0	0	0	0	1	0	54
14.00	40	6	0	0	0	0	0	0	0	46
14.30	62	9	1	1	0	0	0	1	0	74
15.00	54	6	1	0	0	0	1	0	0	62
15.30	71	4	1	0	0	0	2	1	0	79
/	26	8	1	0	0	0	0	0	0	35
P	26	0	0	0	0	0	1	0	0	27
M	32	3	0	0	0	0	1	1	0	37
P	38	4	1	0	0	0	0	1	0	44
E	31	2	0	0	0	0	0	0	0	33
A	23	2	0	0	0	0	0	0	1	25
K	28	6	1	0	0	1	0	0	0	36
\	27	3	0	0	0	0	0	0	1	30
18.00	21	1	1	0	0	0	0	0	0	23
18.30	22	1	0	0	0	0	0	0	0	23

START PERIOD	CARS	LCV	MCV	HCV 2 AXLE	HCV 3 AXLE	HCV 4+ AXLE	BUSES	MOTOR CYCLES	CYCLES	TOTAL
7.00	53	9	3	1	0	0	0	0	0	66
/	33	11	0	0	0	0	1	1	0	46
A	44	9	2	0	0	0	0	0	0	55
M	59	5	1	0	0	0	0	1	2	66
P	57	4	0	0	0	0	2	1	0	64
E	84	8	0	1	0	0	0	2	1	95
A	74	11	0	0	0	0	2	0	0	87
K	57	14	0	0	0	0	0	0	0	71
\	46	7	0	0	0	0	0	0	0	53
9.30	83	12	4	2	0	0	1	0	1	102
10.00	102	20	3	0	0	0	2	0	0	127
10.30	97	11	3	3	0	0	1	0	0	115
11.00	112	24	0	2	0	0	1	1	0	140
11.30	141	20	0	0	0	0	5	0	0	166
12.00	112	10	1	1	0	0	1	1	0	126
12.30	136	27	0	0	0	2	0	0	2	165
13.00	129	18	4	3	1	0	5	1	0	161
13.30	107	15	3	0	0	0	0	1	0	126
14.00	118	11	1	0	0	0	0	0	0	130
14.30	133	16	1	2	0	0	0	1	2	153
15.00	142	15	2	0	0	0	2	0	2	161
15.30	181	12	2	0	0	0	4	1	1	200
/	79	10	1	0	0	0	0	0	0	90
P	82	4	2	0	0	0	1	0	0	89
M	106	9	1	0	0	0	1	1	0	118
P	106	11	1	0	0	0	1	2	0	121
E	138	9	1	0	0	0	0	2	2	150
A	98	5	2	0	0	0	0	1	1	106
K	99	12	2	0	0	2	1	2	1	118
\	101	12	1	0	0	0	0	1	1	115
18.00	148	11	2	0	0	0	0	2	2	163
18.30	125	10	0	1	0	0	0	0	1	136

PK 800 - 0900	118	16	0	0	0	0	3	1	1	138
PK 1630-1730	324	23	4	0	0	0	1	4	2	356
2 HR AM PK	194	32	0	0	0	0	3	1	1	230
2 HR PM PK	578	44	8	0	0	1	2	7	3	640
12 HOUR TOTAL	1945	216	24	7	1	2	17	12	13	2224
% OF TOTAL	87.46	9.71	1.08	0.31	0.04	0.09	0.76	0.54	---	100

PK 800 - 0900	156	12	1	1	0	0	1	3	2	174
PK 1630-1730	124	11	1	0	0	0	1	2	1	139
2 HR AM PK	260	37	3	1	0	0	2	4	2	307
2 HR PM PK	231	28	3	0	0	1	2	2	2	267
12 HOUR TOTAL	1237	166	19	9	0	2	14	10	6	1457
% OF TOTAL	84.90	11.39	1.30	0.62	0.00	0.14	0.96	0.69	---	100

PK 800 - 0900	274	28	1	1	0	0	4	4	3	312
PK 1630-1730	448	34	5	0	0	0	2	6	3	495
2 HR AM PK	454	69	3	1	0	0	5	5	3	537
2 HR PM PK	809	72	11	0	0	2	4	9	5	907
12 HOUR TOTAL	3182	382	43	16	1	4	31	22	19	3681
% OF TOTAL	86.44	10.38	1.17	0.43	0.03	0.11	0.84	0.60	---	100

2 0 0 4

SITE	BARRY ISLAND CAR PARKS & PLYMOUTH ROAD From Car Parks	DATE:	26-Jul-04
------	--	-------	-----------

START PERIOD	CARS	L.C.V.	MCV	HCV 2 AXLE	HCV 3 AXLE	HCV 4 AXLE	HCV 5 AXLE	MOTOR BUSES	CYCLES	HAZ LOAD	CYCLES	TOTAL
7.00	8	4	0	0	0	0	1	0	0	0	0	13
7.30	2	0	0	0	0	0	0	0	0	0	0	2
A 7.45	2	1	0	0	0	0	0	0	0	0	1	3
M 8.00	4	3	0	0	0	0	0	0	0	0	0	7
P 8.15	4	1	0	0	0	1	0	0	0	0	0	6
E 8.30	3	1	0	0	0	0	0	1	0	0	0	5
A 8.45	7	1	0	0	0	0	0	0	0	0	0	8
K 9.00	6	1	0	0	0	0	0	0	0	0	0	7
\ 9.15	5	2	1	0	0	0	0	0	0	0	0	8
9.30	7	2	0	0	0	0	0	0	0	0	1	9
10.00	4	4	0	0	0	0	1	0	0	0	0	9
10.30	12	0	1	0	0	0	0	0	0	0	0	13
11.00	10	3	0	0	0	0	0	0	0	0	2	13
11.30	8	1	0	0	0	0	0	0	0	0	0	9
12.00	9	2	0	0	0	0	0	0	0	0	2	11
12.30	11	3	0	0	0	0	0	0	0	0	0	14
13.00	8	2	0	0	0	0	0	0	0	0	0	10
13.30	9	1	1	1	0	0	0	0	0	0	0	12
14.00	18	1	0	0	0	0	0	0	0	0	0	19
14.30	14	2	0	0	0	0	0	0	0	0	0	16
15.00	28	1	1	0	0	0	0	1	0	0	0	31
15.30	28	1	0	0	0	0	0	0	0	0	0	29
/ 16.00	16	0	0	0	0	0	0	0	0	0	0	16
P 16.15	8	0	0	0	0	0	0	0	0	0	0	8
M 16.30	13	2	0	0	0	0	0	0	0	0	0	15
P 16.45	10	1	0	0	0	0	0	1	0	0	4	12
E 17.00	9	1	0	0	0	0	0	0	0	0	0	10
A 17.15	12	1	0	0	0	0	0	0	0	0	0	13
K 17.30	10	0	0	0	0	0	0	0	0	0	0	10
\ 17.45	11	1	0	0	0	0	0	0	0	0	0	12
18.00	14	0	1	0	0	0	0	0	0	0	0	15
18.30	16	1	0	0	0	0	0	0	0	0	0	17

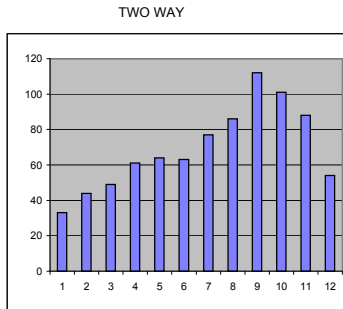
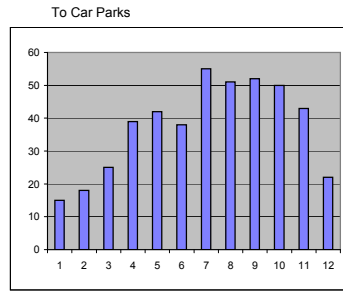
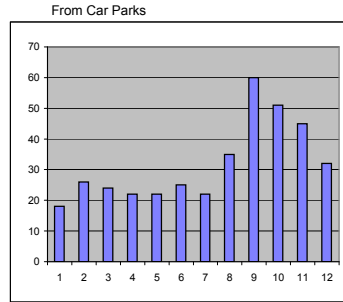
PK 800 - 0900	18	6	0	0	0	1	0	0	1	0	0	26
PK 1630-1730	44	5	0	0	0	0	0	1	0	0	4	50
2 HR AM PK	33	10	1	0	0	1	0	0	1	0	1	46
2 HR PM PK	89	6	0	0	0	0	0	1	0	0	4	96
12 HOUR TOTAL	326	44	5	1	0	1	2	2	1	0	10	382
% OF TOTAL	85.34	11.52	1.31	0.26	0.00	0.26	0.52	0.52	0.26	---	---	100

	FACTORS			
	12HR/AMPK	12HR/PMPK	12HR/AMPK2HR	12HR/PMPK2HR
From Car Parks	14.69	7.64	8.30	3.98
To Car Parks	25.00	9.78	13.64	4.84
TWO WAY TRAFFIC	18.91	8.67	10.53	4.40



SITE	BARRY ISLAND CAR PARKS & PLYMOUTH ROAD To Car Parks	DATE:	26-Jul-04
------	--	-------	-----------

START PERIOD	CARS	L.C.V.	MCV	HCV 2 AXLE	HCV 3 AXLE	HCV 4 AXLE	HCV 5 AXLE	MOTOR BUSES	CYCLES	HAZ LOAD	CYCLES	TOTAL
7.00	7	3	0	0	0	0	0	0	0	0	1	10
/ 7.30	1	1	0	0	0	0	0	0	0	0	0	2
A 7.45	1	1	0	0	0	1	0	0	0	0	1	3
M 8.00	5	2	0	0	0	0	0	0	0	0	0	7
P 8.15	3	0	1	0	0	0	0	0	0	0	0	4
E 8.30	3	0	0	0	0	0	0	0	0	0	0	3
A 8.45	4	0	0	0	0	0	0	0	0	0	0	4
K 9.00	3	1	1	0	0	0	0	0	0	0	0	5
\ 9.15	3	2	0	0	0	0	0	0	0	0	0	5
9.30	11	2	1	0	0	0	1	0	0	0	0	15
10.00	14	1	1	0	0	0	0	0	0	0	0	16
10.30	20	3	0	0	0	0	0	0	0	0	0	23
11.00	18	1	1	0	0	0	0	1	0	0	0	21
11.30	19	1	0	0	0	0	0	1	0	0	0	21
12.00	20	0	0	0	0	0	0	0	0	0	0	20
12.30	16	1	1	0	0	0	0	0	0	0	0	18
13.00	29	0	0	1	0	0	0	1	0	0	0	31
13.30	19	3	2	0	0	0	0	0	0	0	0	24
14.00	25	3	0	0	0	0	0	0	1	0	0	29
14.30	21	1	0	0	0	0	0	0	0	0	0	22
15.00	21	4	3	1	0	0	0	0	2	0	0	31
15.30	21	0	0	0	0	0	0	0	0	0	0	21
/ 16.00	5	1	1	0	0	0	0	0	0	0	1	7
P 16.15	15	0	1	0	0	0	0	0	0	0	0	16
M 16.30	13	1	1	0	0	0	0	0	0	0	0	15
P 16.45	9	1	1	0	0	0	0	1	0	0	0	12
E 17.00	10	1	0	0	0	0	0	0	0	0	0	11
A 17.15	7	1	0	0	0	0	0	0	0	0	0	8
K 17.30	10	1	0	0	0	0	0	0	0	0	3	11
\ 17.45	12	1	0	0	0	0	0	0	0	0	0	13
18.00	10	1	1	0	0	0	0	0	0	0	0	12
18.30	10	0	0	0	0	0	0	0	0	0	3	10



PK 0800 - 0900	15	2	1	0	0	0	0	0	0	0	0	18
PK 1630-1730	39	4	2	0	0	0	0	1	0	0	0	46
2 HR AM PK	23	7	2	0	0	1	0	0	0	0	1	33
2 HR PM PK	81	7	4	0	0	0	0	1	0	0	4	93
12 HR TOTAL	385	38	16	2	0	1	1	4	3	0	9	450
% OF TOTAL	85.56	8.44	3.56	0.44	0.00	0.22	0.22	0.89	0.67	---	---	100

	TWO WAY TRAFFIC											
	PK 0800 - 0900	PK 1630-1730	2 HR AM PK	2 HR PM PK	12 HR TOTAL	% OF TOTAL	PK 0800 - 0900	PK 1630-1730	2 HR AM PK	2 HR PM PK	12 HR TOTAL	% OF TOTAL
From Car Parks	33	8	1	0	0	1	0	0	1	0	0	44
To Car Parks	83	9	2	0	0	0	0	2	0	0	4	96
2 HR AM PK	56	17	3	0	0	2	0	0	1	0	2	79
2 HR PM PK	170	13	4	0	0	0	0	2	0	0	8	189
12 HR TOTAL	711	82	21	3	0	2	3	6	4	0	19	832
% OF TOTAL	85.46	9.86	2.52	0.36	0.00	0.24	0.36	0.72	0.48	---	---	100

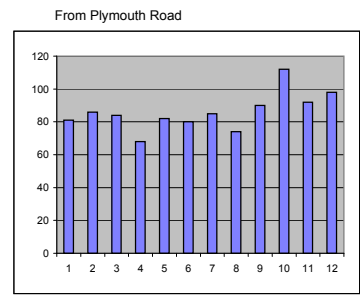
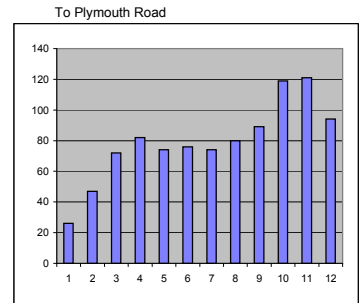
2 0 0 4



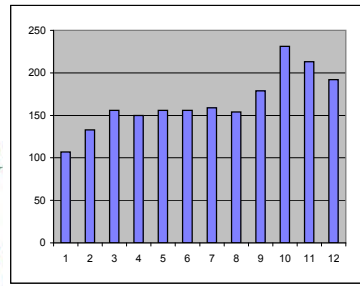
SITE	BARRY ISLAND CAR PARKS & PLYMOUTH ROAD To Plymouth Road	DATE:	0-Jan-00
------	--	-------	----------

SITE	BARRY ISLAND CAR PARKS & PLYMOUTH ROAD From Plymouth Road	DATE:	26-Jul-04
------	--	-------	-----------

START PERIOD	CARS	L.C.V.	MCV	HCV 2 AXLE	HCV 3 AXLE	HCV 4 AXLE	HCV 5 AXLE	BUSES	MOTOR CYCLES	HAZ LOAD	CYCLES	TOTAL
7.00	6	4	0	0	0	0	0	1	0	0	0	11
/	6	0	1	0	0	0	0	0	0	0	0	7
A	7.45	5	1	2	0	0	0	0	0	0	1	8
M	8.00	7	1	1	0	0	0	0	2	0	0	11
P	8.15	6	4	0	0	0	0	0	0	0	0	10
E	8.30	7	1	0	1	0	0	0	1	0	0	10
A	8.45	9	4	1	0	0	0	0	2	0	0	16
K	9.00	23	3	0	0	0	0	0	1	0	0	27
\	9.15	12	4	0	0	0	0	0	2	0	0	18
/	9.30	17	4	0	2	0	0	0	4	0	0	27
10.00	35	5	0	0	0	0	0	1	0	0	0	41
10.30	36	3	0	0	0	0	0	2	0	0	0	41
11.00	35	2	0	0	0	0	0	3	1	0	0	41
11.30	28	3	0	0	0	0	0	2	0	0	0	33
12.00	25	4	0	1	0	0	0	1	0	0	0	31
12.30	34	7	1	0	0	0	0	3	0	0	0	45
13.00	39	1	0	0	0	0	0	2	0	0	0	42
13.30	26	4	0	0	0	0	0	2	0	0	0	32
14.00	34	4	1	0	0	0	0	3	1	0	0	43
14.30	27	7	0	0	0	0	0	3	0	0	0	37
15.00	40	4	0	1	0	0	0	0	0	0	0	45
15.30	38	3	1	0	0	0	0	2	0	0	0	44
/	16.00	21	2	0	0	0	0	2	0	0	0	25
P	16.15	21	7	1	0	0	0	0	1	0	0	30
M	16.30	29	2	0	0	0	0	2	0	0	0	33
P	16.45	25	4	1	0	0	0	1	0	0	0	31
E	17.00	23	6	0	0	0	0	0	1	0	0	30
A	17.15	26	1	0	0	0	0	0	0	0	0	27
K	17.30	32	1	1	0	0	0	1	1	0	0	36
\	17.45	25	1	0	0	0	0	2	0	0	0	28
18.00	52	5	1	1	0	0	0	1	0	0	0	60
18.30	28	4	0	0	0	0	0	2	0	0	0	34



TWO WAY



START PERIOD	CARS	L.C.V.	MCV	HCV 2 AXLE	HCV 3 AXLE	HCV 4 AXLE	HCV 5 AXLE	BUSES	MOTOR CYCLES	HAZ LOAD	CYCLES	TOTAL
7.00	34	6	0	1	0	0	0	0	0	0	1	41
/	7.30	13	2	2	0	0	0	0	0	0	0	17
A	7.45	19	3	1	0	0	0	0	0	0	0	23
M	8.00	12	1	1	0	0	0	0	0	0	0	14
P	8.15	20	4	3	0	0	0	0	0	0	0	27
E	8.30	20	1	2	0	0	0	0	0	0	0	23
A	8.45	19	3	0	0	0	0	0	0	0	0	22
K	9.00	20	5	1	1	0	0	0	1	0	0	28
\	9.15	21	3	0	0	0	0	0	0	0	0	24
/	9.30	27	4	0	1	0	0	0	0	0	0	32
10.00	26	10	1	0	0	0	0	1	0	0	0	38
10.30	27	3	0	0	0	0	0	0	0	0	0	30
11.00	38	4	0	1	0	0	0	0	0	0	0	43
11.30	37	1	1	0	0	0	0	0	0	0	0	39
12.00	37	3	0	0	0	0	0	0	0	0	0	40
12.30	31	7	1	1	0	0	0	0	0	0	0	40
13.00	35	3	2	0	0	0	0	1	0	0	0	41
13.30	40	2	0	1	0	0	0	1	0	0	0	44
14.00	40	6	0	2	0	0	0	0	1	0	0	49
14.30	21	3	1	0	0	0	0	0	0	0	0	25
15.00	34	8	0	2	0	0	0	0	1	0	0	45
15.30	39	3	2	1	0	0	0	0	0	0	0	45
/	16.00	15	4	0	0	0	0	0	1	0	0	20
P	16.15	28	2	1	0	0	0	0	1	0	0	32
M	16.30	32	3	2	0	0	0	0	0	0	1	37
P	16.45	20	2	1	0	0	0	0	0	0	1	23
E	17.00	20	5	1	0	0	0	0	0	0	0	26
A	17.15	23	0	0	0	0	0	0	0	0	0	23
K	17.30	16	1	1	0	0	0	0	0	0	0	18
\	17.45	22	2	0	0	0	0	0	0	1	0	25
18.00	52	5	1	0	0	0	0	0	0	0	0	58
18.30	38	2	0	0	0	0	0	0	0	0	0	40

PK 800 - 0900	71	9	6	0	0	0	0	0	0	0	0	86
PK 1630-1730	95	10	4	0	0	0	0	0	0	0	2	109
2 HR AM PK	144	22	10	1	0	0	0	1	0	0	0	178
2 HR PM PK	176	19	6	0	0	0	0	2	1	0	2	204
12 HR TOTAL	876	111	25	11	0	0	0	6	3	0	3	1032
% OF TOTAL	84.88	10.76	2.42	1.07	0.00	0.00	0.00	0.58	0.29	---	---	100

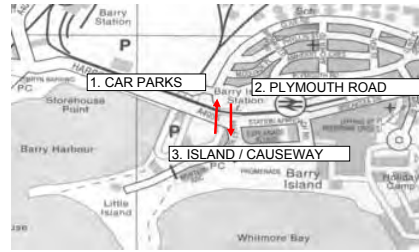
PK 800 - 0900	29	10	2	1	0	0	0	5	0	0	0	47
PK 1630-1730	103	13	1	0	0	0	0	4	0	0	0	121
2 HR AM PK	75	18	5	1	0	0	0	8	0	0	1	107
2 HR PM PK	202	24	3	0	0	0	0	10	1	0	0	240
12 HOUR TOTAL	777	106	12	6	0	0	0	50	3	0	1	954
% OF TOTAL	81.45	11.11	1.26	0.63	0.00	0.00	0.00	5.24	0.31	---	---	100

	FACTORS			
	12HR/AMPK	12HR/PMPK	12HR/AMPK2HRS	12HR/PMPK2HRS
To Barry	20.30	7.88	8.92	3.98
From Barry	12.00	9.47	5.80	5.06
TWO WAY TRAFFIC	14.93	8.63	6.97	4.47



	TWO WAY TRAFFIC											
	CARS	L.C.V.	MCV	HCV 2 AXLE	HCV 3 AXLE	HCV 4 AXLE	HCV 5 AXLE	BUSES	MOTOR CYCLES	HAZ LOAD	CYCLES	TOTAL
PK 0800 - 0900	100	19	8	1	0	0	0	5	0	0	0	133
PK 1630-1730	198	23	5	0	0	0	0	4	0	0	2	230
2 HR AM PK	219	40	15	2	0	0	0	9	0	0	1	285
2 HR PM PK	378	43	9	0	0	0	0	12	2	0	2	444
12 HR TOTAL	1653	217	37	17	0	0	0	56	6	0	4	1986
% OF TOTAL	83.23	10.93	1.86	0.86	0.00	0.00	0.00	2.82	0.30	---	---	100

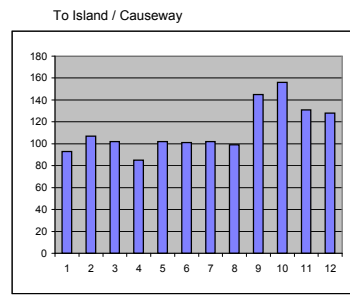
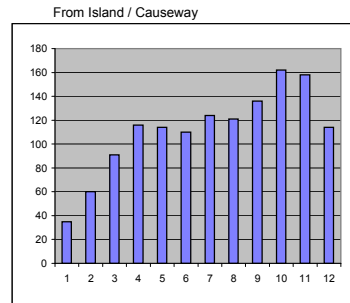
2 0 0 4



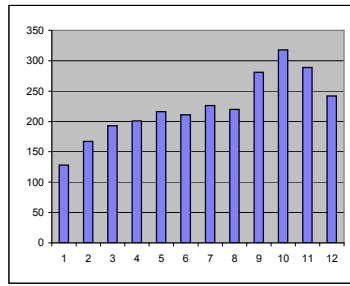
SITE	BARRY ISLAND CAR PARKS & PLYMOUTH ROAD From Island / Causeway	DATE:	26-Jul-04
------	--	-------	-----------

SITE	BARRY ISLAND CAR PARKS & PLYMOUTH ROAD To Island / Causeway	DATE:	26-Jul-04
------	--	-------	-----------

START PERIOD	CARS	L.C.V.	MCV	HCV 2 AXLE	HCV 3 AXLE	HCV 4 AXLE	HCV 5 AXLE	BUSES	MOTOR CYCLES	HAZ LOAD	CYCLES	TOTAL
7.00	10	4	0	0	0	0	0	1	0	0	0	15
/	7.30	7	1	1	0	0	0	0	0	0	0	9
A	7.45	6	2	2	0	0	1	0	0	0	1	11
M	8.00	10	3	1	0	0	0	2	0	0	0	16
P	8.15	8	4	1	0	0	0	0	0	0	0	13
E	8.30	10	1	0	1	0	0	1	0	0	0	13
A	8.45	11	4	1	0	0	0	2	0	0	0	18
K	9.00	25	3	1	0	0	0	1	0	0	0	30
\	9.15	14	5	0	0	0	0	2	0	0	0	21
	9.30	26	6	1	2	0	0	1	4	0	0	40
	10.00	48	5	1	0	0	0	1	0	0	0	55
	10.30	54	5	0	0	0	0	2	0	0	0	61
	11.00	52	2	1	0	0	0	4	1	0	0	60
	11.30	47	4	0	0	0	0	3	0	0	0	54
	12.00	45	4	0	1	0	0	1	0	0	0	51
	12.30	46	8	2	0	0	0	3	0	0	0	59
	13.00	66	1	0	1	0	0	3	0	0	0	71
	13.30	42	7	2	0	0	0	2	0	0	0	53
	14.00	54	7	1	0	0	0	3	2	0	0	67
	14.30	44	7	0	0	0	0	3	0	0	0	54
	15.00	58	8	3	2	0	0	0	1	0	0	72
	15.30	58	3	1	0	0	0	2	0	0	0	64
/	16.00	25	3	1	0	0	0	2	0	0	1	31
P	16.15	33	7	2	0	0	0	1	0	0	0	43
M	16.30	41	3	1	0	0	0	2	0	0	0	47
P	16.45	32	5	2	0	0	0	2	0	0	0	41
E	17.00	32	7	0	0	0	0	1	0	0	0	40
A	17.15	31	2	0	0	0	0	0	0	0	0	33
K	17.30	41	2	1	0	0	0	1	1	0	3	46
\	17.45	35	2	0	0	0	0	2	0	0	0	39
	18.00	61	6	1	1	0	0	1	0	0	0	70
	18.30	38	4	0	0	0	0	2	0	0	3	44



TWO WAY



PK 800 - 0900	39	12	3	1	0	0	0	5	0	0	0	60
PK 1630-1730	136	17	3	0	0	0	0	5	0	0	0	161
2 HR AM PK	91	23	7	1	0	1	0	8	0	0	1	131
2 HR PM PK	270	31	7	0	0	0	0	11	1	0	4	320
12 HOUR TOTAL	1110	135	27	8	0	1	1	54	5	0	8	1341
% OF TOTAL	82.77	10.07	2.01	0.60	0.00	0.07	0.07	4.03	0.37	---	---	100

	FACTORS			
	12HR/AMPK	12HR/PMPK	12HR/AMPK2HR	12HR/PMPK2HR
From Island / Causeway	22.35	8.33	10.24	4.19
To Island / Causeway	12.63	8.83	6.28	4.71
TWO WAY TRAFFIC	16.12	8.57	7.78	4.43



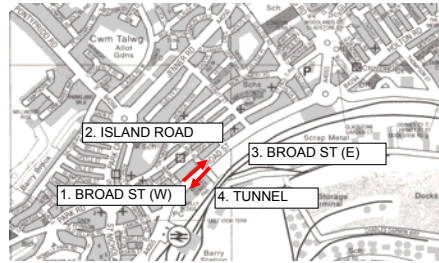
START PERIOD	CARS	L.C.V.	MCV	HCV 2 AXLE	HCV 3 AXLE	HCV 4 AXLE	HCV 5 AXLE	BUSES	MOTOR CYCLES	HAZ LOAD	CYCLES	TOTAL
7.00	39	7	0	1	0	0	1	0	0	0	0	48
/	7.30	15	2	2	0	0	0	0	0	0	0	19
A	7.45	21	4	1	0	0	0	0	0	0	0	26
M	8.00	14	4	1	0	0	0	0	0	0	0	19
P	8.15	23	5	3	0	0	1	0	0	0	0	32
E	8.30	23	2	2	0	0	0	0	1	0	0	28
A	8.45	24	4	0	0	0	0	0	0	0	0	28
K	9.00	25	5	1	1	0	0	0	1	0	0	33
\	9.15	25	4	1	0	0	0	0	0	0	0	30
	9.30	32	6	0	1	0	0	0	0	0	1	39
	10.00	29	13	1	0	0	0	1	1	0	0	45
	10.30	37	2	1	0	0	0	0	0	0	0	40
	11.00	47	6	0	1	0	0	0	0	0	2	54
	11.30	45	2	1	0	0	0	0	0	0	0	48
	12.00	46	5	0	0	0	0	0	0	0	2	51
	12.30	38	10	1	1	0	0	0	0	0	0	50
	13.00	41	5	2	0	0	0	1	0	0	0	49
	13.30	46	3	1	2	0	0	0	1	0	0	53
	14.00	53	7	0	2	0	0	0	1	0	0	63
	14.30	31	4	1	0	0	0	0	0	0	0	36
	15.00	59	9	1	2	0	0	0	1	0	0	72
	15.30	66	4	2	1	0	0	0	0	0	0	73
/	16.00	30	4	0	0	0	0	0	1	0	0	35
P	16.15	33	2	1	0	0	0	0	1	0	0	37
M	16.30	44	5	2	0	0	0	0	0	0	1	51
P	16.45	28	3	1	0	0	0	0	1	0	5	33
E	17.00	28	6	1	0	0	0	0	0	0	0	35
A	17.15	33	1	0	0	0	0	0	0	0	0	34
K	17.30	25	1	1	0	0	0	0	0	0	0	27
\	17.45	31	3	0	0	0	0	0	0	1	0	35
	18.00	65	5	1	0	0	0	0	0	0	0	71
	18.30	54	3	0	0	0	0	0	0	0	0	57

PK 0800 - 0900	84	15	6	0	0	1	0	0	1	0	0	107
PK 1630-1730	133	15	4	0	0	0	0	1	0	0	6	153
2 HR AM PK	170	30	11	1	0	1	0	1	1	0	0	215
2 HR PM PK	252	25	6	0	0	0	0	3	1	0	6	287
12 HR TOTAL	1150	146	29	12	0	1	2	8	3	0	11	1351
% OF TOTAL	85.12	10.81	2.15	0.89	0.00	0.07	0.15	0.59	0.22	---	---	100

	TWO WAY TRAFFIC											
	12HR/AMPK	12HR/PMPK	12HR/AMPK2HR	12HR/PMPK2HR	12HR/AMPK	12HR/PMPK	12HR/AMPK2HR	12HR/PMPK2HR	12HR/AMPK	12HR/PMPK		
PK 0800 - 0900	123	27	9	1	0	1	0	5	1	0	0	167
PK 1630-1730	269	32	7	0	0	0	0	6	0	0	6	314
2 HR AM PK	261	53	18	2	0	2	0	9	1	0	1	346
2 HR PM PK	522	56	13	0	0	0	0	14	2	0	10	607
12 HR TOTAL	2260	281	56	20	0	2	3	62	8	0	19	2692
% OF TOTAL	83.95	10.44	2.08	0.74	0.00	0.07	0.11	2.30	0.30	---	---	100

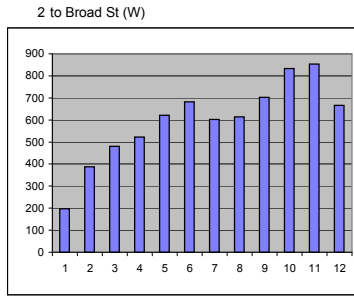
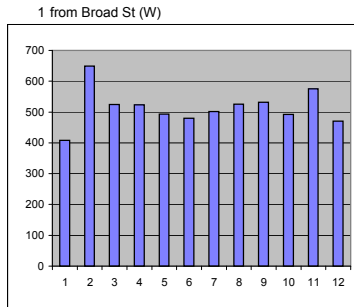
2 0 0 5

SITE ISLAND ROAD / BROAD STREET / HOOD ROAD TUNNEL
from Broad St (W) DATE: 15-Apr-05

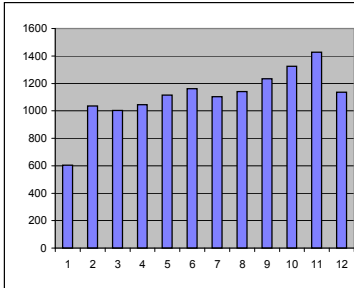


SITE ISLAND ROAD / BROAD STREET / HOOD ROAD TUNNEL
to Broad St (W) DATE: 15-Apr-05

START PERIOD	CARS	L.C.V.	MCV	HCV 2 AXLE	HCV 3 AXLE	HCV 4 AXLE	HCV 5 AXLE	BUSES	MOTOR CYCLES	HAZ LOAD	CYCLES	TOTAL
7.00	142	19	3	1	0	0	0	3	0	0	0	168
7.30	79	0	7	0	0	0	0	1	2	0	1	89
7.45	125	16	6	1	0	0	0	3	0	0	0	151
8.00	124	12	3	2	1	0	2	4	1	1	0	149
8.15	141	10	1	2	0	0	0	4	1	0	1	159
8.30	138	10	2	1	0	0	0	4	2	0	1	157
8.45	161	10	2	3	1	0	0	7	0	0	0	184
9.00	119	15	2	2	0	0	1	4	1	0	0	144
9.15	121	17	1	3	1	0	0	5	0	0	1	148
9.30	190	20	2	11	0	0	1	6	2	0	0	232
10.00	208	16	5	4	1	0	1	10	3	0	0	248
10.30	234	21	7	3	1	0	1	7	1	0	0	275
11.00	215	17	5	4	0	0	0	9	1	0	0	251
11.30	207	19	5	3	1	1	0	6	0	0	0	242
12.00	194	16	6	4	0	0	0	9	0	0	0	229
12.30	216	26	3	2	0	0	2	2	0	1	0	251
13.00	191	13	4	1	1	0	0	9	1	0	0	220
13.30	245	20	5	5	0	0	0	7	0	0	0	282
14.00	228	18	2	0	0	0	0	8	1	0	0	257
14.30	236	20	2	2	1	0	0	7	1	1	0	269
15.00	237	17	2	0	0	0	0	6	0	0	1	262
15.30	229	27	5	0	0	0	0	9	0	0	0	270
16.00	97	9	0	0	1	0	0	5	0	0	0	112
16.15	95	8	3	1	0	0	0	8	0	0	0	115
16.30	112	5	2	0	0	0	0	6	0	0	0	125
16.45	121	8	3	2	0	0	0	6	0	0	0	140
17.00	126	9	2	0	0	0	0	4	0	0	0	141
17.15	116	6	2	0	0	0	0	5	0	0	0	129
17.30	166	5	4	2	0	0	0	2	0	0	0	179
17.45	114	6	2	0	0	0	0	4	0	0	0	126
18.00	207	15	2	1	0	0	0	12	0	0	0	237
18.30	218	9	3	0	0	0	0	3	0	0	0	233



TWO WAY



START PERIOD	CARS	L.C.V.	MCV	HCV 2 AXLE	HCV 3 AXLE	HCV 4 AXLE	HCV 5 AXLE	BUSES	MOTOR CYCLES	HAZ LOAD	CYCLES	TOTAL
7.00	52	15	0	3	0	0	2	8	0	1	1	80
7.30	42	10	4	1	2	0	0	2	0	0	0	61
7.45	38	13	1	1	0	0	0	3	0	0	0	56
8.00	56	12	2	4	0	0	0	8	0	0	0	82
8.15	63	11	5	1	2	0	0	2	0	0	0	84
8.30	70	21	7	1	1	0	0	1	0	0	0	101
8.45	96	16	1	1	2	0	0	3	1	0	0	120
9.00	111	16	0	2	0	2	0	4	0	0	0	135
9.15	100	21	1	5	1	0	0	4	0	0	0	132
9.30	176	22	2	4	0	0	1	8	0	0	0	213
10.00	200	27	1	7	3	0	0	6	2	0	0	246
10.30	219	40	3	5	0	0	0	8	1	0	0	276
11.00	244	31	5	7	0	0	0	4	1	0	0	292
11.30	277	32	2	7	3	0	0	8	0	1	1	329
12.00	260	38	7	10	0	0	2	5	2	0	0	324
12.30	311	29	5	2	3	0	0	8	0	0	0	358
13.00	272	22	2	4	0	0	0	7	1	0	0	308
13.30	253	28	1	5	0	0	0	7	0	0	0	294
14.00	235	36	2	2	0	0	0	4	1	0	0	280
14.30	285	34	3	3	0	0	0	7	2	0	0	334
15.00	300	25	3	2	0	0	0	4	0	0	0	334
15.30	323	33	3	2	0	0	0	7	0	0	1	368
16.00	167	16	1	0	1	1	0	7	0	0	0	193
16.15	162	15	2	0	0	0	0	4	0	0	1	183
16.30	217	13	3	1	0	0	0	5	1	0	0	240
16.45	193	20	0	1	0	0	0	3	0	0	0	217
17.00	195	18	2	0	0	0	0	4	2	0	0	221
17.15	204	10	3	0	0	0	0	3	2	0	0	222
17.30	211	12	2	0	0	0	0	3	1	0	1	229
17.45	166	13	0	0	0	0	0	1	1	0	0	181
18.00	337	22	4	0	0	0	0	6	0	0	0	369
18.30	279	14	1	0	0	0	0	2	1	0	2	297

PK 0800 - 0900	285	60	15	7	5	0	0	14	1	0	0	387
PK 1630-1730	809	61	8	2	0	0	0	15	5	0	0	900
2 HR AM PK	576	120	21	16	8	2	0	27	1	0	0	771
2 HR PM PK	1515	117	13	2	1	1	0	30	7	0	2	1686
12 HR TOTAL	6114	685	78	81	18	3	5	156	19	2	7	7159
% OF TOTAL	85.40	9.57	1.09	1.13	0.25	0.04	0.07	2.18	0.27	---	---	100

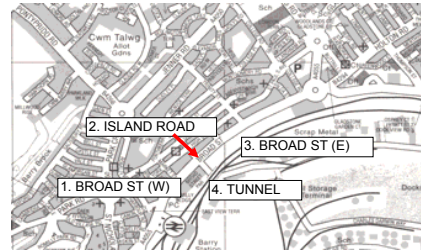
	TWO WAY TRAFFIC											TOTAL
	PK 0800 - 0900	PK 1630-1730	2 HR AM PK	2 HR PM PK	12 HR TOTAL	% OF TOTAL	PK 0800 - 0900	PK 1630-1730	2 HR AM PK	2 HR PM PK	12 HR TOTAL	
PK 0800 - 0900	849	102	23	15	7	0	2	33	5	1	0	1036
PK 1630-1730	1284	89	17	4	0	0	0	36	5	0	0	1435
2 HR AM PK	1584	210	45	30	11	2	3	59	8	1	4	1952
2 HR PM PK	2462	173	31	7	2	1	0	70	7	0	2	2753
12 HR TOTAL	11466	1124	181	141	27	4	13	341	36	5	12	13333
% OF TOTAL	86.00	8.43	1.36	1.06	0.20	0.03	0.10	2.56	0.27	---	---	100

PK 800 - 0900	564	42	8	8	2	0	2	19	4	1	0	649
PK 1630-1730	475	28	9	2	0	0	0	21	0	0	0	535
2 HR AM PK	1008	90	24	14	3	0	3	32	7	1	4	1181
2 HR PM PK	947	56	18	5	1	0	0	40	0	0	0	1067
12 HOUR TOTAL	5352	439	103	60	9	1	8	185	17	3	5	6174
% OF TOTAL	86.69	7.11	1.67	0.97	0.15	0.02	0.13	3.00	0.28	---	---	100

DIRECTION 1	FACTORS			
	12HR/AMPK	12HR/PMPK	12HR/AMPK2HR	12HR/PMPK2HR
DIRECTION 1	9.51	11.54	5.23	5.79
DIRECTION 2	18.50	7.95	9.29	4.25
TWO WAY TRAFFIC	12.87	9.29	6.83	4.84



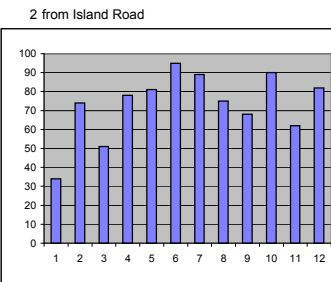
2 0 0 5



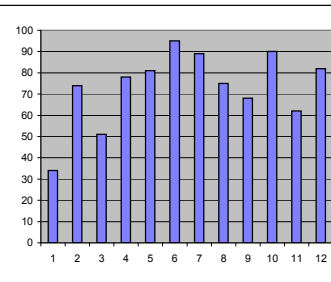
SITE	ISLAND ROAD / BROAD STREET / HOOD ROAD TUNNEL	DATE:	15-Apr-05
	Banned turn to Island Rd		

SITE	ISLAND ROAD / BROAD STREET / HOOD ROAD TUNNEL	DATE:	15-Apr-05
	from Island Road		

START PERIOD	CARS	L.C.V.	MCV	HCV 2 AXLE	HCV 3 AXLE	HCV 4 AXLE	HCV 5 AXLE	MOTOR BUSES	HAZ CYCLES	HAZ LOAD	CYCLES	TOTAL
7.00	0	0	0	0	0	0	0	0	0	0	0	0
7.30	0	0	0	0	0	0	0	0	0	0	0	0
7.45	0	0	0	0	0	0	0	0	0	0	0	0
8.00	0	0	0	0	0	0	0	0	0	0	0	0
8.15	0	0	0	0	0	0	0	0	0	0	0	0
8.30	0	0	0	0	0	0	0	0	0	0	0	0
8.45	0	0	0	0	0	0	0	0	0	0	0	0
9.00	0	0	0	0	0	0	0	0	0	0	0	0
9.15	0	0	0	0	0	0	0	0	0	0	0	0
9.30	0	0	0	0	0	0	0	0	0	0	0	0
10.00	0	0	0	0	0	0	0	0	0	0	0	0
10.30	0	0	0	0	0	0	0	0	0	0	0	0
11.00	0	0	0	0	0	0	0	0	0	0	0	0
11.30	0	0	0	0	0	0	0	0	0	0	0	0
12.00	0	0	0	0	0	0	0	0	0	0	0	0
12.30	0	0	0	0	0	0	0	0	0	0	0	0
13.00	0	0	0	0	0	0	0	0	0	0	0	0
13.30	0	0	0	0	0	0	0	0	0	0	0	0
14.00	0	0	0	0	0	0	0	0	0	0	0	0
14.30	0	0	0	0	0	0	0	0	0	0	0	0
15.00	0	0	0	0	0	0	0	0	0	0	0	0
15.30	0	0	0	0	0	0	0	0	0	0	0	0
16.00	0	0	0	0	0	0	0	0	0	0	0	0
16.15	0	0	0	0	0	0	0	0	0	0	0	0
16.30	0	0	0	0	0	0	0	0	0	0	0	0
16.45	0	0	0	0	0	0	0	0	0	0	0	0
17.00	0	0	0	0	0	0	0	0	0	0	0	0
17.15	0	0	0	0	0	0	0	0	0	0	0	0
17.30	0	0	0	0	0	0	0	0	0	0	0	0
17.45	0	0	0	0	0	0	0	0	0	0	0	0
18.00	0	0	0	0	0	0	0	0	0	0	0	0
18.30	0	0	0	0	0	0	0	0	0	0	0	0



TWO-WAY



PK 800 - 0900	0	0	0	0	0	0	0	0	0	0	0	0
PK 1630-1730	0	0	0	0	0	0	0	0	0	0	0	0
2 HR AM PK	0	0	0	0	0	0	0	0	0	0	0	0
2 HR PM PK	0	0	0	0	0	0	0	0	0	0	0	0
12 HOUR TOTAL	0	0	0	0	0	0	0	0	0	0	0	0
% OF TOTAL	#####	#####	#####	#DIV/0!	#####	#####	#####	#####	#####	---	---	#####

DIRECTION 1	FACTORS			
	12HR/AMPK	12HR/PMPK	12HR/AMPK2HR	12HR/PMPK2HR
DIRECTION 1	#####	#####	#####	#####
DIRECTION 2	11.88	12.21	7.26	5.78
ONE-WAY TRAFFIC	11.88	12.21	7.26	5.78



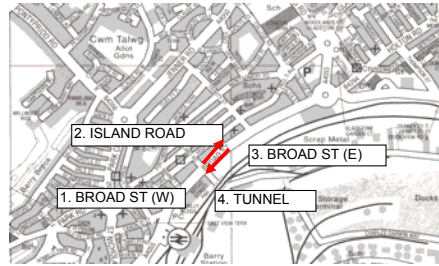
START PERIOD	CARS	L.C.V.	MCV	HCV 2 AXLE	HCV 3 AXLE	HCV 4 AXLE	HCV 5 AXLE	MOTOR BUSES	HAZ CYCLES	HAZ LOAD	CYCLES	TOTAL
7.00	12	1	0	0	0	0	0	0	0	0	0	13
7.30	10	1	0	0	1	0	0	0	0	0	0	12
7.45	7	1	1	0	0	0	0	0	0	0	0	9
8.00	12	2	0	0	0	0	0	0	0	0	0	14
8.15	14	5	4	0	0	0	0	0	0	0	0	23
8.30	14	1	1	0	0	0	0	0	0	0	0	16
8.45	18	1	1	1	0	0	0	0	0	0	0	21
9.00	7	1	0	0	0	0	0	0	0	0	0	8
9.15	13	4	0	1	0	0	0	0	0	0	0	18
9.30	24	0	0	0	0	0	0	1	0	0	0	25
10.00	34	1	0	0	1	0	0	0	0	0	0	36
10.30	38	3	1	0	0	0	0	0	0	0	0	42
11.00	32	7	1	0	0	0	0	0	0	0	0	40
11.30	33	6	1	1	0	0	0	0	0	0	0	41
12.00	30	3	1	0	0	0	0	0	0	0	0	34
12.30	43	7	5	2	0	0	1	3	0	0	1	61
13.00	37	11	0	0	0	0	0	0	0	0	0	48
13.30	39	2	0	0	0	0	0	0	0	0	0	41
14.00	34	2	0	0	0	0	0	0	0	0	0	36
14.30	34	4	1	0	0	0	0	0	0	0	0	39
15.00	30	1	0	0	0	0	0	0	0	0	0	31
15.30	34	1	1	0	0	0	0	1	0	0	0	37
16.00	23	3	0	0	0	0	0	1	0	0	0	27
16.15	25	1	0	0	0	0	0	0	1	0	2	27
16.30	17	3	0	0	0	0	0	0	0	0	0	20
16.45	15	1	0	0	0	0	0	0	0	0	0	16
17.00	20	1	0	0	0	0	0	0	0	0	0	21
17.15	14	1	0	0	0	0	0	0	0	0	2	15
17.30	12	0	0	0	0	0	0	0	0	0	2	12
17.45	11	3	0	0	0	0	0	0	0	0	0	14
18.00	50	3	0	0	0	0	0	0	0	0	0	53
18.30	27	1	1	0	0	0	0	0	0	0	1	29

PK 0800 - 0900	58	9	6	1	0	0	0	0	0	0	0	74
PK 1630-1730	66	6	0	0	0	0	0	0	0	0	2	72
2 HR AM PK	95	16	7	2	1	0	0	0	0	0	0	121
2 HR PM PK	137	13	0	0	0	0	0	1	1	0	6	152
12 HR TOTAL	763	82	19	5	2	0	1	6	1	0	8	879
% OF TOTAL	86.80	9.33	2.16	0.57	0.23	0.00	0.11	0.68	0.11	---	---	100

TWO WAY TRAFFIC

PK 0800 - 0900	58	9	6	1	0	0	0	0	0	0	0	74
PK 1630-1730	66	6	0	0	0	0	0	0	0	0	2	72
2 HR AM PK	95	16	7	2	1	0	0	0	0	0	0	121
2 HR PM PK	137	13	0	0	0	0	0	1	1	0	6	152
12 HR TOTAL	763	82	19	5	2	0	1	6	1	0	8	879
% OF TOTAL	86.80	9.33	2.16	0.57	0.23	0.00	0.11	0.68	0.11	---	---	100

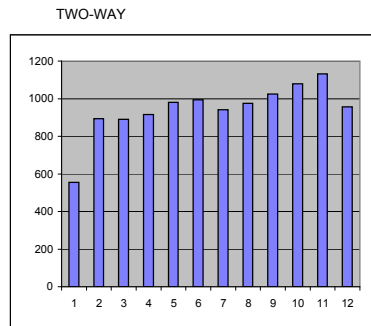
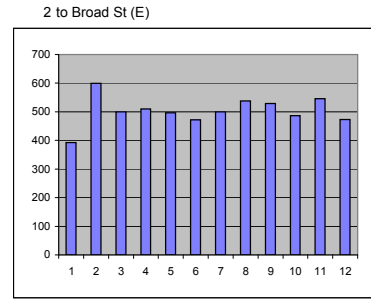
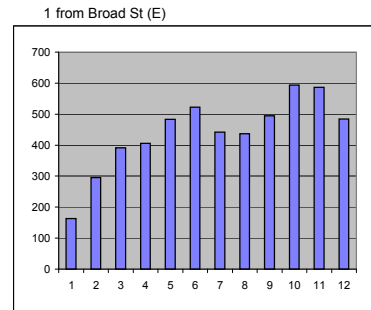
2 0 0 5



SITE	ISLAND ROAD / BROAD STREET / HOOD ROAD TUNNEL from Broad St (E)	DATE:	15-Apr-05
------	--	-------	-----------

SITE	ISLAND ROAD / BROAD STREET / HOOD ROAD TUNNEL to Broad St (E)	DATE:	15-Apr-05
------	--	-------	-----------

START PERIOD	CARS	L.C.V.	MCV	HCV 2 AXLE	HCV 3 AXLE	HCV 4 AXLE	HCV 5 AXLE	BUSES	MOTOR CYCLES	HAZ LOAD	CYCLES	TOTAL
7.00	45	13	0	3	0	0	2	7	0	1	1	70
7.30	32	9	5	0	1	0	0	2	0	0	0	49
7.45	28	12	1	1	0	0	0	2	0	0	0	44
8.00	41	13	1	4	0	0	0	8	0	0	0	67
8.15	47	10	2	1	2	0	0	2	0	0	0	64
8.30	49	20	6	1	1	0	0	1	0	0	0	78
8.45	66	14	1	0	2	0	0	2	1	0	0	86
9.00	90	14	0	1	0	2	0	4	0	0	0	111
9.15	76	16	1	4	1	0	0	4	0	0	0	102
9.30	143	21	2	4	0	0	1	7	0	0	0	178
10.00	155	26	1	7	2	0	0	6	2	0	0	199
10.30	159	33	2	4	0	0	0	8	1	0	0	207
11.00	180	25	2	7	0	0	0	4	1	0	0	219
11.30	219	26	2	6	3	0	0	8	0	1	1	264
12.00	203	34	6	10	0	0	2	5	1	0	0	261
12.30	224	22	2	2	3	0	0	8	0	0	0	261
13.00	192	18	3	4	0	0	0	5	0	0	0	222
13.30	184	23	1	5	0	0	0	7	0	0	0	220
14.00	174	33	1	2	0	0	0	4	0	0	0	214
14.30	188	22	2	3	0	0	0	6	2	0	0	223
15.00	186	22	2	1	0	0	0	4	0	0	0	215
15.30	237	32	2	2	0	0	0	7	0	0	1	280
16.00	140	11	1	0	1	1	0	6	0	0	0	160
16.15	115	13	1	0	0	0	0	4	0	0	0	133
16.30	138	9	3	1	0	0	0	5	1	0	0	157
16.45	126	15	0	0	0	0	0	3	0	0	0	144
17.00	131	13	2	0	0	0	0	4	2	0	0	152
17.15	129	6	3	0	0	0	0	3	1	0	0	142
17.30	144	11	2	0	0	0	0	3	0	0	0	160
17.45	125	6	0	0	0	0	0	1	0	0	0	132
18.00	246	16	3	0	0	0	0	6	0	0	0	271
18.30	200	11	0	0	0	0	0	2	0	0	0	213



START PERIOD	CARS	L.C.V.	MCV	HCV 2 AXLE	HCV 3 AXLE	HCV 4 AXLE	HCV 5 AXLE	BUSES	MOTOR CYCLES	HAZ LOAD	CYCLES	TOTAL
7.00	131	19	3	1	0	0	0	3	0	0	0	157
7.30	81	0	6	0	0	0	0	1	1	0	1	89
7.45	121	16	5	1	0	0	0	3	0	0	0	146
8.00	110	11	3	2	1	0	2	4	1	1	0	134
8.15	122	11	2	1	0	0	0	4	1	0	0	141
8.30	122	10	2	1	0	0	0	4	2	0	1	141
8.45	159	10	3	3	1	0	0	7	0	0	0	183
9.00	111	13	2	2	0	0	1	4	1	0	0	134
9.15	111	17	1	3	1	0	0	5	0	0	0	138
9.30	187	21	2	9	0	0	1	6	2	0	0	228
10.00	208	17	5	4	1	0	1	10	3	0	0	249
10.30	223	20	5	3	1	0	1	7	1	0	0	261
11.00	218	16	4	4	0	0	0	9	1	0	0	252
11.30	206	24	4	3	1	1	0	6	0	0	0	245
12.00	188	18	6	4	0	0	0	9	0	0	0	225
12.30	210	28	3	2	0	0	2	2	0	1	0	247
13.00	186	15	4	1	1	0	0	9	1	0	0	217
13.30	247	19	5	5	0	0	0	7	0	0	0	283
14.00	235	20	1	0	0	0	0	8	1	0	0	265
14.30	235	25	2	2	1	0	0	7	1	1	0	273
15.00	235	16	2	0	0	0	0	6	0	0	1	259
15.30	227	27	6	0	0	0	0	10	0	0	0	270
16.00	110	8	0	0	1	0	0	6	0	0	0	125
16.15	91	9	3	2	0	0	0	7	0	0	0	112
16.30	101	5	2	0	0	0	0	6	0	0	0	114
16.45	117	8	2	2	0	0	0	6	0	0	0	135
17.00	123	9	2	0	0	0	0	4	0	0	0	138
17.15	114	6	2	0	0	0	0	5	0	0	0	127
17.30	155	5	4	2	0	0	0	2	0	0	0	168
17.45	102	5	2	0	0	0	0	4	0	0	0	113
18.00	208	15	2	1	0	0	0	12	0	0	0	238
18.30	219	10	4	0	0	0	0	2	0	0	0	235

PK 800 - 0900	203	57	10	6	5	0	0	13	1	0	0	295
PK 1630-1730	524	43	8	1	0	0	0	15	4	0	0	595
2 HR AM PK	429	108	17	12	7	2	0	25	1	0	0	601
2 HR PM PK	1048	84	12	1	1	0	0	29	4	0	0	1180
12 HOUR TOTAL	4412	569	60	73	16	3	5	148	12	2	3	5298
% OF TOTAL	83.28	10.74	1.13	1.38	0.30	0.06	0.09	2.79	0.23	---	---	100

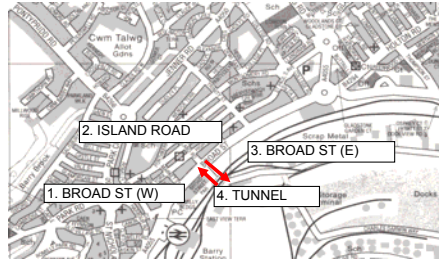
PK 0800 - 0900	513	42	10	7	2	0	2	19	4	1	1	599
PK 1630-1730	455	28	8	2	0	0	0	21	0	0	0	514
2 HR AM PK	937	88	24	13	3	0	3	32	6	1	2	1106
2 HR PM PK	913	55	17	6	1	0	0	40	0	0	0	1032
12 HR TOTAL	5213	453	99	58	9	1	8	185	16	3	3	6042
% OF TOTAL	86.28	7.50	1.64	0.96	0.15	0.02	0.13	3.06	0.26	---	---	100

DIRECTION	FACTORS			
	12HR/AMPK	12HR/PM PK	2HR/AMPK	2HR/PM PK
DIRECTION 1	17.96	8.90	8.82	4.49
DIRECTION 2	10.09	11.75	5.46	5.85
ONE-WAY TRAFFIC	12.68	10.23	6.64	5.13



DIRECTION	TWO WAY TRAFFIC											
	12HR/AMPK	12HR/PM PK	2HR/AMPK	2HR/PM PK	12HR TOTAL	% OF TOTAL	12HR/AMPK	12HR/PM PK				
PK 0800 - 0900	716	99	20	13	7	0	2	32	5	1	1	894
PK 1630-1730	979	71	16	3	0	0	0	36	4	0	0	1109
2 HR AM PK	1366	196	41	25	10	2	3	57	7	1	2	1707
2 HR PM PK	1961	139	29	7	2	1	0	69	4	0	0	2212
12 HR TOTAL	9625	1022	159	131	25	4	13	333	28	5	6	11340
% OF TOTAL	84.88	9.01	1.40	1.16	0.22	0.04	0.11	2.94	0.25	---	---	100

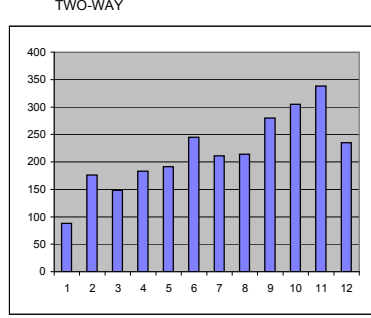
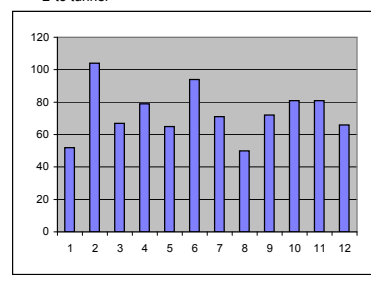
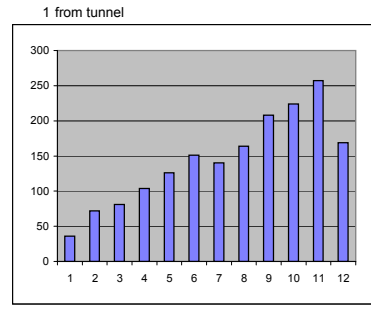
2 0 0 5



SITE	ISLAND ROAD / BROAD STREET / HOOD ROAD TUNNEL from tunnel	DATE:	15-Apr-05
------	--	-------	-----------

SITE	ISLAND ROAD / BROAD STREET / HOOD ROAD TUNNEL to tunnel	DATE:	15-Apr-05
------	--	-------	-----------

START PERIOD	CARS	L.C.V.	MCV	HCV 2 AXLE	HCV 3 AXLE	HCV 4 AXLE	HCV 5 AXLE	BUSES	MOTOR CYCLES	HAZ LOAD	CYCLES	TOTAL
/	7.00	9	3	0	0	0	0	1	0	0	0	13
A	7.30	8	0	0	1	0	0	0	0	0	0	9
M	7.45	11	2	0	0	0	0	1	0	0	0	14
P	8.00	9	0	1	0	0	0	0	0	0	0	10
E	8.15	11	1	1	0	0	0	0	0	0	0	13
A	8.30	19	1	0	0	0	0	0	0	0	0	20
A	8.45	26	2	0	0	0	0	1	0	0	0	29
K	9.00	22	3	0	1	0	0	0	0	0	0	26
\	9.15	22	3	0	0	0	0	0	0	0	0	25
/	9.30	28	2	0	0	0	0	0	0	0	0	30
A	10.00	45	3	0	0	0	0	0	0	0	0	48
M	10.30	47	7	1	1	0	0	0	0	0	0	56
P	11.00	61	3	2	0	0	0	0	0	0	0	66
E	11.30	54	6	0	0	0	0	0	0	0	0	60
A	12.00	54	5	0	0	0	0	0	1	0	0	60
A	12.30	81	8	2	0	0	0	0	0	0	0	91
K	13.00	67	1	0	0	0	0	2	1	0	0	71
\	13.30	65	4	0	0	0	0	0	0	0	0	69
/	14.00	54	6	1	0	0	0	0	1	0	0	62
A	14.30	87	14	0	0	0	0	1	0	0	0	102
M	15.00	107	4	1	1	0	0	0	0	0	0	113
P	15.30	86	8	1	0	0	0	0	0	0	0	95
E	16.00	24	3	0	0	0	0	1	0	0	0	28
A	16.15	43	2	1	1	0	0	0	0	0	1	47
M	16.30	70	2	0	0	0	0	0	0	0	0	72
P	16.45	71	5	0	1	0	0	0	0	0	0	77
E	17.00	55	4	0	0	0	0	0	0	0	0	59
A	17.15	77	4	0	0	0	0	0	1	0	0	82
K	17.30	68	1	0	0	0	0	0	1	0	1	70
\	17.45	40	5	0	0	0	0	0	1	0	0	46
/	18.00	82	7	1	0	0	0	0	0	0	0	90
A	18.30	73	4	1	0	0	0	0	1	0	2	79



START PERIOD	CARS	L.C.V.	MCV	HCV 2 AXLE	HCV 3 AXLE	HCV 4 AXLE	HCV 5 AXLE	BUSES	MOTOR CYCLES	HAZ LOAD	CYCLES	TOTAL
/	7.00	25	2	0	0	0	0	0	0	0	0	27
A	7.30	6	0	2	0	0	0	0	1	0	0	9
M	7.45	12	2	2	0	0	0	0	0	0	0	16
P	8.00	20	4	0	0	0	0	0	0	0	0	24
E	8.15	28	4	1	1	0	0	0	0	0	1	34
A	8.30	28	1	0	0	0	0	0	0	0	0	29
A	8.45	16	1	0	0	0	0	0	0	0	0	17
K	9.00	16	4	0	0	0	0	0	0	0	0	20
\	9.15	21	2	0	0	0	0	0	0	0	1	23
/	9.30	22	0	0	2	0	0	0	0	0	0	24
A	10.00	34	2	0	0	0	0	0	0	0	0	36
M	10.30	36	4	3	0	0	0	0	0	0	0	43
P	11.00	26	5	1	0	0	0	0	0	0	0	32
E	11.30	30	1	2	0	0	0	0	0	0	0	33
A	12.00	33	2	0	0	0	0	0	0	0	0	35
A	12.30	43	6	4	2	0	1	3	0	0	1	59
K	13.00	29	6	1	0	0	0	0	0	0	0	36
\	13.30	33	2	0	0	0	0	0	0	0	0	35
/	14.00	20	3	1	0	0	0	0	0	0	0	24
A	14.30	25	1	0	0	0	0	0	0	0	0	26
M	15.00	25	3	0	0	0	0	0	0	0	0	28
P	15.30	36	8	0	0	0	0	0	0	0	0	44
E	16.00	7	2	0	0	0	0	0	0	0	0	9
A	16.15	25	0	0	0	0	0	1	1	0	2	27
M	16.30	19	1	0	0	0	0	0	0	0	0	20
P	16.45	23	1	1	0	0	0	0	0	0	0	25
E	17.00	14	0	0	0	0	0	0	0	0	0	14
A	17.15	18	1	0	0	0	0	0	0	0	2	19
K	17.30	24	0	0	0	0	0	0	0	0	2	24
\	17.45	22	2	0	0	0	0	0	0	0	0	24
/	18.00	40	4	0	0	0	0	0	0	0	0	44
A	18.30	20	1	0	0	0	0	1	0	0	1	22

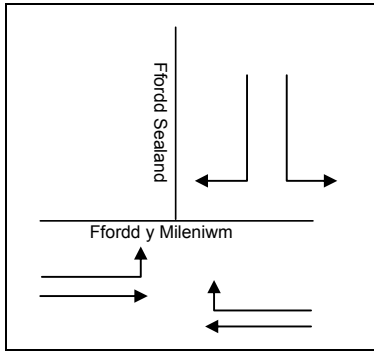
PK 800 - 0900	65	4	2	0	0	0	0	1	0	0	0	72
PK 1630-1730	273	15	0	1	0	0	0	0	1	0	0	290
2 HR AM PK	128	12	2	2	0	0	0	2	0	0	0	146
2 HR PM PK	448	26	1	2	0	0	0	1	3	0	2	481
12 HOUR TOTAL	1576	123	13	6	0	0	0	7	7	0	4	1732
% OF TOTAL	90.99	7.10	0.75	0.35	0.00	0.00	0.00	0.40	0.40	---	---	100

TWO WAY TRAFFIC												
PK 800 - 0900	157	14	3	1	0	0	0	1	0	0	1	176
PK 1630-1730	347	18	1	1	0	0	0	0	1	0	2	368
2 HR AM PK	275	30	7	3	0	0	0	2	1	0	2	318
2 HR PM PK	600	33	2	2	0	0	0	2	4	0	8	643
12 HR TOTAL	2352	198	31	11	0	0	1	12	9	0	14	2614
% OF TOTAL	89.98	7.57	1.19	0.42	0.00	0.00	0.04	0.46	0.34	---	---	100

PK 800 - 0900	65	4	2	0	0	0	0	1	0	0	0	72
PK 1630-1730	273	15	0	1	0	0	0	0	1	0	0	290
2 HR AM PK	128	12	2	2	0	0	0	2	0	0	0	146
2 HR PM PK	448	26	1	2	0	0	0	1	3	0	2	481
12 HOUR TOTAL	1576	123	13	6	0	0	0	7	7	0	4	1732
% OF TOTAL	90.99	7.10	0.75	0.35	0.00	0.00	0.00	0.40	0.40	---	---	100

DIRECTION	FACTORS			
	12HR/AMPK	12HR/PMPK	12HR/AMPK2HR	12HR/PMPK2HR
DIRECTION 1	24.06	5.97	11.86	3.60
DIRECTION 2	8.48	11.31	5.13	5.44
TWO WAY TRAFFIC	14.85	7.10	8.22	4.07





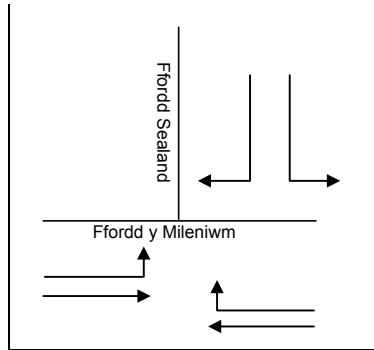
Location: Fordd Sealand junction (Barry) 178 Houses
54 Flats

Date: 24/04/2008

Time: 07:45 - 09:30

Surveyor: CW

		→			←			↗			↖			↘			↙		
		Cars	LGV	HGV	Cars	LGV	HGV	Cars	LGV	HGV	Cars	LGV	HGV	Cars	LGV	HGV	Cars	LGV	HGV
07:30	07:45	-	-	-	-	-	-	-	-	-	-	-	-	-	-	-	-	-	-
07:45	08:00	26	1	1	9	6		0	0	0	2	1	0	3	0	0	20	0	0
08:00	08:15	20	2	0	11	3	1	1	0	0	4	0	0	2	0	0	14	2	0
08:15	08:30	34	2	1	12	5	1	0	0	0	4	1	0	1	0	0	21	1	0
08:30	08:45	22	0	0	25	1		1	0	0	9	1	0	0	0	0	18	1	0
08:45	09:00	19	3	1	31	6	2	0	0	0	7	0	0	4	0	0	9	1	1
09:00	09:15	24	2	0	38	3	2	3	0	0	5	2	0	3	0	0	7	0	0
09:15	09:30	12	2	1	25	5	1	0	0	0	4	0	0	0	0	0	10	0	0



Location: Fordd Sealand junction (Barry)

178 Houses
54 Flats

Date: 24/04/2008

Time: 16:00 - 18:00

Surveyor: CW

		→			←			↗			↖			↙			↘		
		Cars	LGV	HGV	Cars	LGV	HGV	Cars	LGV	HGV	Cars	LGV	HGV	Cars	LGV	HGV	Cars	LGV	HGV
16:00	16:15	17	1	0	43	3	0	0	0	0	8	1	0	1	0	0	5	1	0
16:15	16:30	20	2	0	48	6	0	3	0	0	16	1	1	2	0	0	9	0	0
16:30	16:45	24	4	1	79	3	2	3	0	0	10	0	1	3	0	0	6	1	1
16:45	17:00	31	1	1	78	9	0	4	0	0	12	1	0	1	0	0	7	2	0
17:00	17:15	32	1	0	105	8	0	3	0	0	24	2	0	4	0	0	12	0	0
17:15	17:30	23	2	0	55	3	0	5	0	0	14	0	0	1	0	0	7	2	0
17:30	17:45	18	0	0	65	4	1	4	0	0	16	0	0	3	0	0	9	0	0
17:45	18:00	14	0	0	50	6	0	6	0	0	25	0	0	3	0	0	14	0	0