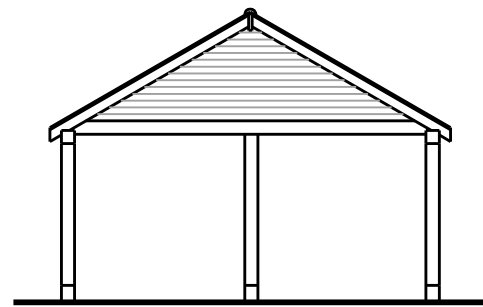
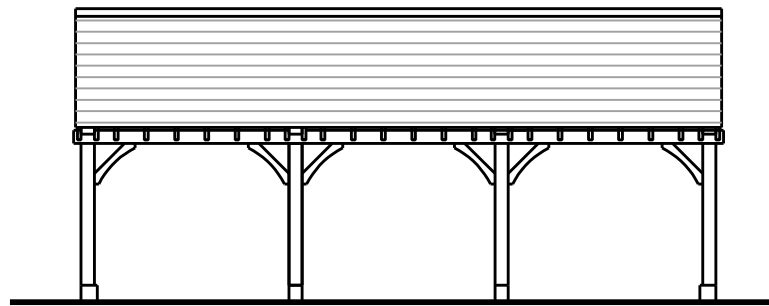


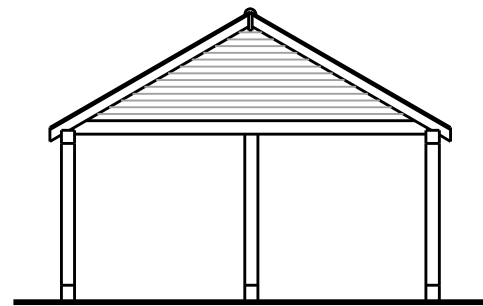
FRONT ELEVATION



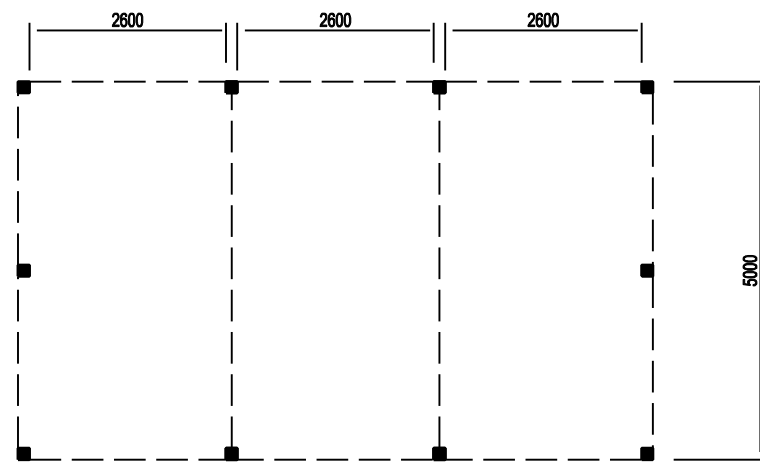
SIDE ELEVATION



REAR ELEVATION



SIDE ELEVATION



GROUND FLOOR PLAN

The Contractor is to comply in all respects with the current Building Legislation, N.H.B.C. and Building Regulations whether or not specifically stated on this drawing.

This drawing must be read and checked against any Structural, Geotechnical or other specialist documentation or Plans provided.

This Drawing is not intended to show details of Foundations, Ground conditions or Ground Contaminants. Each area of ground relied upon to support any Structure depicted (incl. drainage) must be investigated by the contractor. A suitable method of foundation should be provided allowing for existing ground conditions. Any earthwork constructions be further investigated by a suitable expert.

Where existing trees are shown to be retained they should be subject to a full Arboricultural inspection for safety. A suitable method of foundation is to be provided to accommodate proposed tree planting.

General Notes

Rev	Date	By	Comment

RESIDENTIAL DESIGN  
PLANNING  
CIVIL ENGINEERING DESIGN

**Hammonds Yates**

HAMMONDS YATES LIMITED  
Kestrel Court : Harbour Road : Portishead : BS20 7AN  
T: 01275 844744 E Mail: info@hammondsyates.com

Client  
**Edenstone Homes**

Project Title  
**Land Off Cardiff Road  
Dinas Powys**

Drawing Title  
**Triple Timber Car Port**

Drawing Status

Drawn By	Scales 1:100	A3	Date Jan 2017
Job No. <b>1628</b>	Drawing No. <b>114</b>	Rev.	

DO NOT SCALE THIS DRAWING  
All Dimensions and Levels to be verified prior to Building operations or Construction.  
© This Drawing and the Building Works Depicted are the Copyright of HAMMONDS YATES LTD. and may not be reproduced or amended except by written permission. No Liability will be accepted for amendments made by other persons.